

Shin Megami Tensei: Devil Children Puzzle de Call (Import) FAQ/Walkthrough

by sai_hikawa

Updated to v2.2 on Jan 13, 2009

```

  ---|--- / | |
  .----. --/----- --, ---|---, /___|___ | | |
  |----| / / / |__|__ / | | | | | |
  |----| o /_ / -'|\| | | --|-- --- | | | |
  ----- ' , \ | \ | | | | | | | |
  _,-' \ _,' \ | | | | +-| / ___|___ |__|__|
                                     \-|-' ,/ \
                                     --|-- '----'
```

```

Lifi      ijif      LLtt      L      ti ifi fD
;;;t;f; ;i ;j;f t;ff;t      Ltti;;; ; ; ; i;f ;f; j,t      t      f
i;;ij;f; ;t Dij;f t;ff;j      ;;;;;f ; ; i; iif ;f; f;t      t;i iL
i;;ijj;fj ,i fffj t;ff;t      ;i;;;iit ; ; i; i; fLf f,t      t;;iD ;;
LLLLLLL ,t fi;;t j;ff;t L      ;;;i;t ; ; i, ; ;j      f,t      j;;;i ;,t
      ,iti;;;j t;ff;t      t;f ; , ; i;;i      f,t      f;ij ;,i
;,,,,,: ;;;;i t;ff;t f f      Li;t L ; , ; i;;; j:t ;f ft L,;i
i,,,,;i ,,,,,i t,ff;t ij t,,,,;:t , , , ;;;; j:t ; ; L,;
;,,,,;i ,,,,,j i,ff,i ;;L j;,,,,;f , , , D:t ;,,,,i j:t L,,f i,;
t;;i,,,, ;,i i,ff,i ;, t,,,,;:j , , , f,; ;,,,, t,t i,, ;,i
      :, L:; ;,Lf,iL,, Lj;:t;ij;tD :, , , t,t ;,ff,: t:t f,,; t,,L
f D:: ; ; ;,Lf;t,, ;: L:, , , ;,j ;,f j,, t:i Li,,i L,,;
j:, ; ; , ,Lf,;,,, ,:D t:, , ,i,,L ;,f i; t:iLt,,:f ;,,i
;:, ;, f ,: f,,,,i i:: ;:, :,,, ,f L t:tt,,:; j,,,,j
j::: ,; i,i ;:, f,,,:f ;::, L::: ;,,, ,f L t:::,f ;:::,;
,:::f ::::,;: ,:Df,,:; L:::,j i::i ,,,.D ,f t:::,t ;:::,;
:::, ;:::,;: ,:, j:, , D:,;: L:,j :,i ,:f t:,;, j:::,
:,D L;:::,; L,j j:,t ,:, Li :;, ,:f t:::i L,,i
; ;D LjjD i f;f ft : tL jt fif f
      :.

i,t      L      L      jiii;
,;;ij      L      ,,,,i
;j i;t      LLL      :,,,
L;t jj L:t j:f      ..      L.... Lj      L      ftt i,,t
;f;,,f :,, :,, :::t      LL.....t..f L      ;jt      ,,,,
,      t,, ;;; :::.      ;iiiiif..j      tjt L,,t
,;,tL:,,,Li,t ..fL...      D E      f , :.....f;; tjL jiii
;.:f ;;;D,,,,,,f .. .:;j      i ,:::~:t jj ij;
,;;i ;;;i i,,,,; :. ;, ;      ;..t , Lijt j i
,;;i ;;;i :,,,,, ::::i . .:;      .... ..iL ;jjj i ; jj ,f
,;;i t:,,, i,,,,;D,, f :::.      i..... jtt ; Ljt ,,,
,;;D :,,, :,,,L      i:::~:f      j ;i
,,      ;;;i ;;;;D      ,i,
,      L      L      ;:;
```

Shin Megami Tensei: Puzzle de Call

Sorry for the large ASCII... haha.

Table of Contents:

Introductions..... [INTRO]
 Notes..... [NOTES]
 Guide..... [GUIDE]
 Main Game..... [MAING]
 World 1: Grass Fields..... [GRASF]
 World 2: Ice Temple..... [ICTEM]
 World 3: Farmi-ish Area..... [FRMIS]
 World 4: Lakeside Area..... [LKSDA]
 Mini Game..... [MINIG]
 Contact Me..... [CNTCT]
 Copyrights..... [COPYR]

+-----+
 | Version History [VHIST] |
 +-----+
 Version 1 - 12/29/08 - Started this faq.
 Version 1.2 - 01/02/09 - finished the easy section. started the
 average section
 version 2.0 - 01/04/09 - added the main game missions
 version 2.1 - 01/10/09 - finished world 1 to 3... some areas left untouched.
 version 2.2 - 01/12/09 - started doing world 4. Still contemplating on whether
 continuing this or not :D

+-----+
 | Introductions..... [INTRO] |
 +-----+
 Well, I know it's not practical to write a guide for this game, seeing
 that this game is on GBA, which is ancient by know, but what hooked me in
 writing this guide is that I played the PS2 game named "Shin Megami Tensei:
 Nocturne", and there was one optional part of the game wherein you play a game
 akin to that of Puzzle de Call.
 I first heard of Puzzle de Call while searching Gamefaqs and looked for
 images. Seeing that there was no faq available, I decided to make one.

+-----+
 | Notes..... [NOTES] |
 +-----+
 Look, the game is in Japanese, and I'm trying my best to finish this game.
 If, by any chance, you could understand the game's story, please do tell me. I
 have a vague idea what the story is... so I'm going to be so blank about the
 whole guide.
 Pity there's no english version of the game. I'm guessing it's because
 the game didn't quite sell out well... and so they revived a part of it in the
 PS2.
 Another note is that the moves I'm going to place here might not be the
 best, so please do not email me saying that my moves are idiotic or the likes. I
 am trying my best to post a solution, so please do not flame me. However, please
 do contact me in case you have a better solution than the one I posted.

+-----+
 | Guide..... [GUIDE] |
 +-----+

I'm just going to post some directions, okay? Here are the guides:

- D - means Down
- U - means Up
- L - means Left
- R - means Right

I'm not going to aim for the least possible moves at the moment. My goal for now is to finish the game, okay? After that I'm going to post the least number of moves one can get, okay?

The Main Menu contains:

- Start Game
- Mini Games(?)
- Battle(?)
- Akuma Zenshou(?)

I'm not really sure about what the characters really are, but it's what it seems to me... so there.

```

+-----+
| Main Game.....[MAING] |
+-----+

```

I haven't finished the game yet, so most probably I'm still going to leave this incomplete... yeah.

Once you enter the main game menu, you must select a character. This being the first monsters of the two main character - one of dawn, the other of dusk. I am at lost as to if it would affect the game somehow... seeing that I haven't finished the game yet. :D

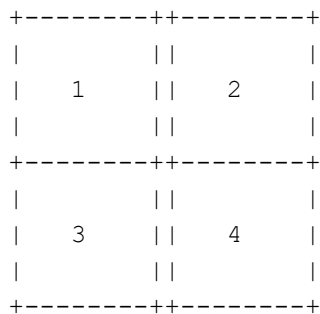
I'll be picking the blue one first... since blue's my favorite.

```

+-----+
| World 1: Grass Fields.....[GRASF] |
+-----+

```

The whole area looks like this:



Area 1:

- R U R R U U L L L (Get Egg!)
- R R R R R D L U R R D D D D U U R R R U R R D D R R (to area 2)
- R R R R R D L U R R D D D D R R R R D D D (to area 3)

Area 2:

- R R R R R L L U D L D D D R R R R U U L U L U R R R R U R R D (Get Egg!)
- U L D L D R U R D D D R D L D (to area 4)

Area 3:

- D L D L D L L L L L L U U (Get Egg!)
- D D R R R R R R R U R R D L D L D D D R U U R R R R R (to area 4)

Area 4:

- (from area 2):
- None available
- (from area 3):
- None Available

Basically, you need to move the larger stone to the right part of the screen, the push it down. Then get the smaller stones to continue the path down to the egg. The reason I didn't put any guide here is because I'm still looking for the least possible move (I believed I got one, but the game seems to make me think otherwise).

Boss Area:

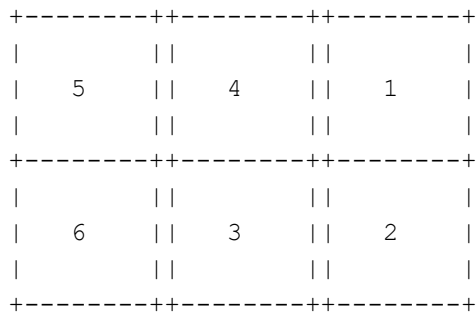
This is very easy, considering there is no move limit, and the only thing you need to do is to pass through the red circles while avoiding the flames. There is an indication of where the flames would appear, so you should have no problem there.

```

+-----+
| World 2: Ice Temple.....[ICTEM] |
+-----+

```

The whole area looks like this:



Area 1:

(Still looking for the least number of moves :D)

Area 2:

```

D R R R D D D D D L U U R U U U L L D R L L U L D D R
D D D L U U L (Get Egg!)
L D D L U L L (to area 3)

```

Area 3:

```

L D D L L U R U U U U L U L D L D D D D L L U R U U L
D D D U U U U L L D R D D D L D (Get Egg!)
U L L L U U U U U L (Get Egg!)
R R R R R U (to area 4)

```

Area 4:

```

U R R R R R U R U U U U U L L D D D R L L L U U U R L
L D L L D R R D R R R R D D L U D D L L L L L U U R L
L U L L (Get Egg!)
L L L (to area 5)

```

Area 5:

```

L L L U U L L L D L L D L U R U U L (Get Egg!)
R D L R D D R R U L L R R D R D D L U U L L L D R D D
L D(to area 6)

```

Area 6:

```

D R R R R R R R D D D D (Get Egg!)
L U U R U L L L L L U L L D U R R D L U L D D D R R
R R R D D D L U U R U L L L L L U L D R U U R R R R R
R R R D D D R U U R U L L L L L L L L U L D D U R R
R D D L L L U L D D U U R U R R R R R R R D D D D D
L U U U U R U L L L L L L U L D D U R R R D D L L L
U L D D D U U U R U R R R R R R R R D D D D D R U U U
U R U L L L L L L L L L U L D D U R R R D D L L L U L
D D D L D R R D (to boss)

```

Boss Area:

Same strategy with the previous boss fight. Your goal now is to avoid being hit while getting all the circles. This should be easy enough.

```
+-----+
| World 3: Farmi-ish Area.....[FRMIS] |
+-----+
```

The whole area looks like this:

```
+-----++-----++-----+
|           ||           ||           |
|    3      ||    2      ||    1      |
|           ||           ||           |
+-----++-----++-----+
|           ||           ||           |
|    4      ||    7      ||    8      |
|           ||           ||           |
+-----++-----++-----+
|           ||           ||           |
|    5      ||    6      ||    9      |
|           ||           ||           |
+-----++-----++-----+
```

Area 1:

(The game says the minimum number of moves is 48. I did not think it was possible, so I went ahead anyway.)

Ignore the egg, you can come back to it later.

```
L L D D L U R U L L L R R R R D D R D D D L U U U U
R U L L L L L L R R R R R D D D L U U R U L L L L L
L L L L L D L (to area 2)
```

Area 2:

```
L L D L R U U L D L L L D L L L L D L U U U L L (Get Egg!)
R R D D D D R D R U L U U U U R R R R D D L L L L U L
D D D R D D L L L U L (to area 3)
```

Area 3:

```
L L U U U L L L L L L (Get Egg!)
R U U L L L L D D D L D L U U U U (Get Egg!)
D D R R R R R R R R R R D D D L L U R R U U L L L L
L L L L R R R U U L L L L D D D D D D L D (to area 4)
```

Area 4:

(Still on with the minimum moves. Anyway, I won't aim for that)

```
D D D U U R R R R D L U L L L L D D R U D L D D D D R
R U L R R R R R U L R R U L R U R U R R U R L D D R U
R D D L D D D D (to area 5)
```

Area 5:

```
D L L L D D L U L D D D D (Get Egg!)
U U U L L L U L L D R R R R R U R R D L U L D D D D D
L (Get Egg!)
R U U U U U R R R U R R D D D U U L L L D R R U R D D
D D R R (to area 6)
```

Area 6:

(There's a house here that makes you think that you could enter it... it is not true. It's just an obstacle.)

```
R U R R D R U U L U U U L L L D R U R D D D R R D R R
R R R D R U L U R L L D L L L L D D L L L U U R R R R
R R R R D R U U U U U R U (to area 7)
```

Area 7:

(Despite the smallness of the area, it has a lot of steps. I spent 10 minutes determining how to get the egg :D BTW, the minimum number of moves here is 284)

U L L U R D D L L L L L L L U U L D R R U R R R R R R
R R D D R R U U L L L L L L L L R R R R R R D D L U
R D D L L L U R R R D D L U R D D L L L L L U R R R R
R D D L U R D D L L L U R R R D D L U R D D L L L L L
L L U U U U U R U L L L (Get Egg!)
R R D D D D R R R R R R
R R D D R U R U L L L L L L L L R R R R R R D D L U
R D D L L L U R R R D D L U R D D L L L L L U R R R R
R D D L U R D D L L L U R R R D D L U R D D L L L L L
L L U U U U L U R R R R R D R R R R R U U L L D R R
U U L L L L D R R R R U U L L D R R U U L L L L D R R
R R U U L L D R U R U L L L L L L U (to area 2)

Area 2:

U U U (Get Egg!)
R D L U U R R R D D R U R (to area 1)

Area 1:

(You can now get the egg!)
R R R D R R R R U U (Get Egg!)
D D L L D (to area 8)

Area 8:

D L L L L D D D D D D (Get Egg!)
U U U U U U R R D D D D L U U U U R R D D D D D R U U
U L D D D D D (to area 9)

Area 9:

D L L D D D R D D R R (Get Egg!)
R R R R R R R L U U R R U U L D D L D D R U U U U U U
L U (to area 8)

Area 8:

U L U U R D L U U L L U R U D L D R R U L U U R R R R (Get Egg!)
D D L D L U U R R R D R (to boss)

Boss Area:


Same old crap. This time, however, is different. He can attack an entire column if he wants. But don't fret, he will indicate where he'll attack. If you're lucky, he won't even hit you. :D

```

+-----+
| World 4: Lakeside Area.....[LKSDA] |
+-----+

```

The whole area looks like this:



I'd be having the greatest difficulty in explaining each stage. Each stage has two exits, so I'm seriously divided in my guide. Anyway, we'll go there eventually.

I've got a feeling this would be the final area... I dearly hope so.

Area 1:

R (Get Egg!)

(Directions to area 2):

D R R U U L D R R D D R R U L U U U R R D L U R R D D
R R R U L L U (to area 2)

(Directions to area 6)

D R R U U L D R R D D R R U L U U U R R D L U R R D D
R R R U L D D R R R D R R (to area 6)

Area 2:

(Directions to area 3):

U L L L L L L U U U L U U R D D D R R U L D R R D R R
R R R U U R D R R U L U U R D D L D L L U R R U U L L
L L L L L L L U R R U (to area 3)

(Directions to area 5):

U L L L L U U R D R R R R R U U R D R D R U R (to area 5)

Area 3:

U L L L U U L U R R R U U U R R (Get Egg!)
D L L D D R L L L L U U U R D D L D R R R R L U U R R
D D D D R D R U R U R R R R U U R (to area 4)

Area 4:

(Directions to area 5)

R D R R L L U U U R D D L D R R R L L U U U R D D L D
R R D R R R R D R D R U U R U (Get Egg!)
D D L D (to area 5)

(Directions to area 9)

Not going to bother. :D

Area 5:

This is where it gets complicated...

(From area 2 to area 4)

R U R U U U R R R R R R R U (to area 4)

(From area 6 to area 4)

U U R R R R R U U R U U U L L L L L L L L D D R R R R
U L L L L D D D D L L (Get Egg!)
R R U U U U R R R R R U (to area 4)

(From area 4 to area 6) I dearly recommend this.

D L L L L D D R R R U U R R R R D D D L D D L L L L D
L U R R R R R U U R U U U L L L L L L L L D D D D L L (Get Egg!)
R R U U U U R R R R R R R R D D D L D D D L L L L L L D (to area 6)

(From area 2 to area 6)

R D D R R R R R R D (to area 6)

(From area 2 to area 8)

R D D R R R R R R R R R R R U U U R U R (to area 10)

(From area 6 to area 8)

You need a guide for this?

(From area 4 to area 8)

D L L L L D D R R R U U R R R R D D D L D D L L L L D
L U R R R R R U U R U U U L L L L L L L L D D D D L L (Get Egg!)
R R U U U U R R R R R R R R D D R (to area 10)

Area 6:

(From area 1 to area 5)
R R R R R R D D R (Get Egg!)
L U U U D R R D R D R U U U U U R U (to area 5)

(From area 5 to area 7)
D D D D L D D R (Get Egg!)
L U U R R R R U U R D L D L L L L D D R U L U R R R L
L D D R U L D D R R R U U L U R R R R D R (to area 7)

(From area 1 to area 7)
R R R R R R D D R (Get Egg!)
L U U R R R R U U R D L D L L L L D D R U L U R R R L
L D D R U L D D R R R U U L U R R R R D R (to area 7)

Area 7:

I'm getting frustrated, guys. Seriously. I'm having difficulty which path to pick for you. :D
I'm going to post an avi file here since it would definitely be easier.

(From area 6 to area 8)
<not yet uploaded>

(From area 6 to area 12)
<not yet uploaded>

(From area 8 to area 12)
<not yet uploaded>

+-----+
| Mini Game.....[MINIG] |
+-----+

I would most probably spend my time here. The puzzles here are quite challenging, if not on par with the game. Plus, it's somewhat unrestricted, compared with that on the main game mode.

The mini games are categorized according to difficulty, so there. Each difficulty contains 10 levels, and each level has a minimum move indicated, though you can ignore it for the most parts.

+-----+
| Easy |
+-----+

Lvl 1 (Minimum: 44 moves):
L L L L U U L L D R U L L D D D R R U U U U L L D R U L L D
D L U R D D L L L L L L

Done in 42 moves.
Lvl 2 (Minimum: 24 moves):
L L L U U L D D U U U L L L L D R D L L L L
Done in 24 moves.

Lvl 3 (Minimum: 33 moves):
L L L D L L D D L U R U L D L U R U L L D L U U U L L L D D
D
Done in 31 moves.

Lvl 4 (Minimum: 32 moves):
U U U L L L L D D R R U R D D D L D D L U U R U L L L U L L

L L
 Done in 32 moves.
 Lvl 5 (Minimum: 49 moves):
 L L L L D U L L D D R L L L L U U L D L D R R R R R R R U D
 R L L L L U U L D L D R R R R R R R R R
 Done in 50 moves.
 Lvl 6 (Minimum: 43 moves):
 L L U U L L L L U L D D R D D D D D L L U R U U U U U L L
 D R D D D L L L L L L
 Done in 41 moves.
 Lvl 7 (Minimum: 56 moves):
 L L L U U L L U L D R R R D D L U R U L L U L L D R D R R D
 D L L R R U U L D R U U U L L U L D D D L L L L
 Done in 54 moves.
 Lvl 8 (Minimum: 49 moves):
 U L L L L D D D L L D D L L U U R R R U L L U L D D D D U U
 R R D L U R R D D D L L L L L L L U
 Done in 49 moves.
 Lvl 9 (Minimum: 48 moves):
 L U L U R R R U U L D R U U R R D L U R R D D R U L L D D L
 L L L L D R U L L D D R R R D R
 Done in 46 moves.
 Lvl 10 (Minimum: 57 moves):
 L D D D D D L L U U U U L L L U L L D R R R R R D R R U L U
 L D D D D U U R R D L U R R D D D L L L L L L L L
 Done in 55 moves.

General Note:

It seems that there's always 2-move allowance for the least number of moves that you can do... I've tried my best in finding the others, and so there.

```
+-----+
| Average |
+-----+
```

Lvl 1 (Minimum: 98 moves):
 D D D D L U R U U U L L D D R R U U U L L L L L L D D R R D
 R R U U L R U R R D L L L R R R D D L U R U L L L R R D D L
 U U L L D D D U U U L L D D R U U R R D L U R D R D D L L D
 L L L L L L
 Done in 96 moves.

Notes: Hell, I spent a full hour trying to find the solution with the least number of moves...

Lvl 2 (Minimum: 70 moves):
 Done in moves.

```
+-----+
| Contact Me.....[CNTCT] |
+-----+
```

You can contact me via this email: astral.silentmobiuss@gmail.com
 However, please do remember that I do not welcome spam messages. Also, please contact me using this format:
 Subject: Shin Megami Tensei Puzzle de Call
 Message:

<blah>

-<your name>
(replace fields in <>)

Please do not be literal, okay?

+-----+
| Copyrights.....[COPYR] |
+-----+

Shin Megami Tensei: Puzzle de Call is not owned by me. However, I own this guide. Stealing it and making it as your own is extremely illegal. If you wish to use my guide for personal profit, screw you. Die and burn in hell. However, if you are going to post this to your website, or whatever place it may be, contact me first. If I find you disobeying I would make sure you rot in prison.

You can find my guide on the following sites:

<http://www.gamefaqs.com>

<http://www.supercheats.com>

If you find any site other than those above that contains my faq, please report it to me so I could personally send them to oblivion.

Copyright by Sai Hikawa @ 2008.

This document is copyright sai_hikawa and hosted by VGM with permission.