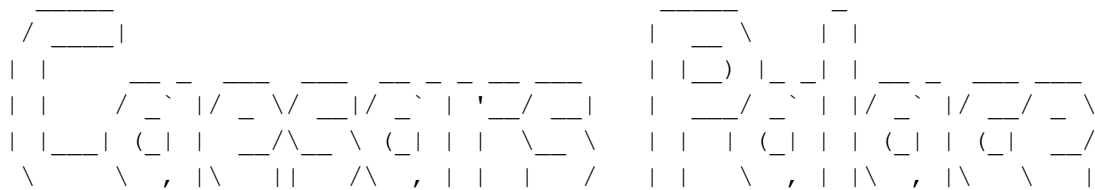


Caesar's Palace FAQ

by I N F E R N O

Updated to v1.00 on Feb 26, 2005



Game.....Caesar's Palace
Platform.....Nintendo Entertainment System
Guide.....FAQ
Author.....Evan "I N F E R N O" Falon
Started.....January 5th, 2005
Updated.....February 26th, 2005
Version.....1.00

Contacts

Email.....SIR.inferno@gmail.com
AOL Instant Messenger.....IxBxFxExRxNx0
MSN Messenger.....xl_inferno_lx@hotmail.com

+-----+
| This document is Copyright |
| 2005, Evan Falon |
+-----+

Navigation

To navigate through this guide, press CTRL+F or whichever search option your browser has, and copy and paste in the code next to the desired section.

- 1) Version History [VHST01]
- 2) Introduction [INFO02]
- 3) Controls [CTRL03]
- 4) Slot Machine Rules [SLOT04]
- 5) Wheel of Fortune Rules [WLOF05]
- 6) Roulette Rules [RLET06]
- 7) Video Poker Rules [VPKR07]
- 8) Blackjack Rules [BKJK08]
- 9) Miscellaneous [MISC09]
- 10) Endings [ENDS10]
- 11) Special Thanks/Legal [THNK11]
- 12) Copyright [CPRT12]

```

o-----o
| Version.....Date.....Updated  |
o-----o

```

```

Version 0.00 .....01/05/05..... Started FAQ
Version 0.10 .....01/05/05..... Added info, controls
Version 0.95 .....01/06/05..... Finished FAQ
Version 0.96 .....01/07/05..... Fixed some errors
Version 0.97 .....01/08/05..... Added sites able to host
Version 1.00 .....02/26/05..... Added site, final version

```

```

2)                               Introduction                               [INFO02]

```

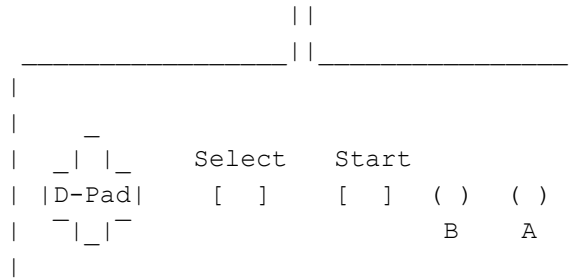
"Welcome to Caesar's Palace! I see you have \$1000 credit with our casino. I'll get your chips. Come back here when you're ready to cash in your chips. Good luck and enjoy your visit with us."

Caesar's Palace is a game for the Nintendo Entertainment System, released in 1992 by Virgin Games. It is a gambling game, featuring games such as roulette and blackjack.

```

3)                               Controls                               [CTRL03]

```



```

+-----+
| On Casino Floor |
+-----+

```

```

D-Pad Up ..... Climb Up Ladder
D-Pad Down ..... Move Cursor Down
D-Pad Right ..... Move Right
D-Pad Left ..... Move Left
A Button ..... Enter Game/Area
B Button ..... None
Start ..... View Money
Select ..... None

```

```

+-----+
| Slot Machine |
+-----+

```

```

D-Pad Up ..... Move Cursor Up
D-Pad Down ..... Move Cursor Down
D-Pad Right ..... Move Cursor Right
D-Pad Left ..... Move Cursor Left
A Button ..... Enter Coin/Pull Lever
B Button ..... Remove Coin

```

Start View Money
Select Return To Casino Floor

+-----+
| Wheel of Fortune |
+-----+

D-Pad Up Move Cursor Up
D-Pad Down Move Cursor Down
D-Pad Right Move Cursor Right
D-Pad Left Move Cursor Left
A Button ... Pick Up Coin/Place Coin
B Button Remove Coin
Start View Money
Select Return To Casino Floor

+-----+
| Roulette |
+-----+

D-Pad Up Move Cursor Up
D-Pad Down Move Cursor Down
D-Pad Right Move Cursor Right
D-Pad Left Move Cursor Left
A Button ... Pick Up Coin/Place Coin
B Button Remove Coin
Start View Money
Select Return To Casino Floor

+-----+
| Video Poker |
+-----+

D-Pad Up Move Cursor Up
D-Pad Down Move Cursor Down
D-Pad Right Move Cursor Right
D-Pad Left Move Cursor Left
A Button . Insert Coin/Hold Card/Deal
B Button Remove Coin
Start View Money
Select Return To Casino Floor

+-----+
| Blackjack |
+-----+

D-Pad Up Move Cursor Up
D-Pad Down Move Cursor Down
D-Pad Right Move Cursor Right
D-Pad Left Move Cursor Left
A Button ... Bet Coin/Deal/Hit/Stand
B Button Remove Coin
Start View Money
Select Return To Casino Floor

+-----+
| Objective |

+-----+

Slot machines are based purely on luck, so be patient when playing the slots. The goal is to line up a type of object in a row with the same type of object, for example you would win \$12 for lining up 3 oranges in the same row. The biggest payoff is lining up three 7's in the same row, this is often called a "jackpot".

+-----+
| Rows |
+-----+

The rows are split into 3 sections, each costing a set amount to buy. After each game is over (one pull of the lever), the rows reset and you must buy them again. You may only win when a certain pattern appears in your row. For example, if you entered the \$1 slots then each row would cost \$1 to buy. Press A on the coin slot to buy a row, press it more times to buy more rows. When you have bought 3 rows, you cannot buy any more and you must pull the lever to start the game.

+-----+
| Payoffs |
+-----+

You can only win on the rows that you have bought, so buying 3 rows increases your chances of winning greatly. You will win your money back and more when you line up 3 of the same object in your row. The greatest payoff is lining three 7's up in a row, but it is also the most difficult.

```

      |-----|
      |-----|
Row #1 --|> \ [aa] [bb] [cc] / | ( )
      | / [aa] [bb] [cc] \ | | |
      | | | |
Row #2 --|> \ [aa] [bb] [cc] / | | | <- Lever
      | / [aa] [bb] [cc] \ | | |
      | | | |
Row #3 --|> \ [aa] [bb] [cc] / |__| |
      | / [aa] [bb] [cc] \ |____| |
|---|---|---|
      | | | |
Price --|----->$xx.xx | |<--|-- Coin Slot
      |-----|
      | R I C H E S O F R O M E |
      |-----|
      |  P A Y O U T A R E A  |<-- Payout Area

```

[aa] [bb] [cc] = Items that if lined up correctly
[aa] [bb] [cc] = will equal a payout

+-----+
| Objective |
+-----+

The objective in Wheel of Fortune is to place a bet on a specific number, spin the wheel and have it land on your number. If your number comes up, you will win your money back times a certain number. The higher the number the less chance you will have to land on it, but the higher the payoff if it does land on your number.

```

+-----+
| Betting |
+-----+

```

You can bet anywhere from \$1 to all your money on the numbers 1, 2, 5, 10, 20, or the two special spots called "Caesar" and "Cleo". Once you place your bet on any number, you spin the wheel and hope for it to land on your number.

```

+-----+
| Payoffs |
+-----+

```

If you place a bet on a number and it comes up, you will win your money back plus your money times a set number. For example, if you bet \$1 on the 1 icon and it came up, then you would win your money back (\$1) plus your money times 1 ($\$1 \times 1 = \1), for a total of \$2. The current payout ratios are as follows:

```

1: 1 to 1
2: 2 to 1
5: 5 to 1
10: 10 to 1
20: 20 to 1
Cleo: 40 to 1
Caesar: 40 to 1

```

```

      _____
      | \   W H E E L   O F   / |
      |  \ \ F O R T U N E // <--|-- Wheel of Fortune
      |   \ \ _____ //   |
      |                                         |
40:1 Odds --|-->[CLEO]                [CAESAR]<|-- 40:1 Odds
      |                                         |
10:1 Odds --|-->[ 10 ]    CP    [ 20 ]<--|-- 20:1 Odds
      |                                         |
1:1 Odds --|-->[ 1 ]    [ 2 ]    [ 5 ]<--|-- 5:1 Odds
      |_____^_____|
      |
      2:1 Odds

```

6) [RLET06]

```

+-----+
| Objective |
+-----+

```

The objective of roulette is to place a bet on the correct spot, which corresponds to a spot or area on the wheel. If the ball lands on the your number or your area, you win.

```

+-----+
| Betting |
+-----+

```

Betting takes place on the table, which is broken into 37 places. Place your bet on either the number of your choice, or the area of your choice.

The numbers are broken up into three colors: red, black, and green. 0 is the only number in green, but the rest of the numbers can be found in the following table:

```

+-----+-----+
| Red | Black | (Green = 0)
+-----+-----+
| 1 | 2 |
| 3 | 4 |
| 5 | 6 |
| 7 | 8 |
| 9 | 10 |
| 12 | 11 |
| 14 | 13 |
| 16 | 14 |
| 18 | 15 |
| 19 | 17 |
| 20 | 22 |
| 21 | 24 |
| 23 | 26 |
| 25 | 28 |
| 27 | 29 |
| 30 | 31 |
| 32 | 33 |
| 34 | 35 |
| 36 | -- |
+-----+-----+

```

```

+---+---+---+---+---+---+---+---+---+---+---+---+---+---+
|   | 3 | 6 | 9 |   |   |   |   |   |   |   |   |   |   |
|   | R | B | R | 12R|15B|18R|21R|24B|27R|30R|33B|36R|   |
|   |---|---|---|---|---|---|---|---|---|---|---|---|---|
|   | 2 | 5 | 8 |   |   |   |   |   |   |   |   |   |
| 0 | B | R | B | 11B|14R|17B|20B|23R|26B|29B|32R|35B|   |
| G |---|---|---|---|---|---|---|---|---|---|---|---|---|
|   | 1 | 4 | 7 |   |   |   |   |   |   |   |   |   |
|   | R | B | R | 10B|13B|16R|19R|22B|25R|28B|31B|34R|   |
|---|---|---|---|---|---|---|---|---|---|---|---|---|---|
|   |   |   |   |   |   |   |   |   |   |   |   |   |
|   | 1 s t 1 2 | 2 n d 1 2 | 3 r d 1 2 |   |
|   |-----|-----|-----|   |
| 1 - 18 | E V E N | R E D | B L A C K | O D D | 19 - 36 |
+-----+-----+

```

G = Green
B = Black
R = Red

+-----+

Video poker is 5 card stud, with the intention of getting the best hand possible. The best hand is determined by the ranking, order, and suits of your cards. There are many different hands in poker, each of a different rank. The more powerful the hand you end up with, the more money you will win.

+-----+
| Betting |
+-----+

To play poker you first put in a bet, with the minimum being stated on the machine itself. If you want to bet more, you can put in more than 1 coin. Each coin is worth the minimum bet, and you can put up to 5 coins in the machine. The more coins you put in, the more you get back if you win, but it also means that you will lose more if you do not win.

+-----+
| Playing |
+-----+

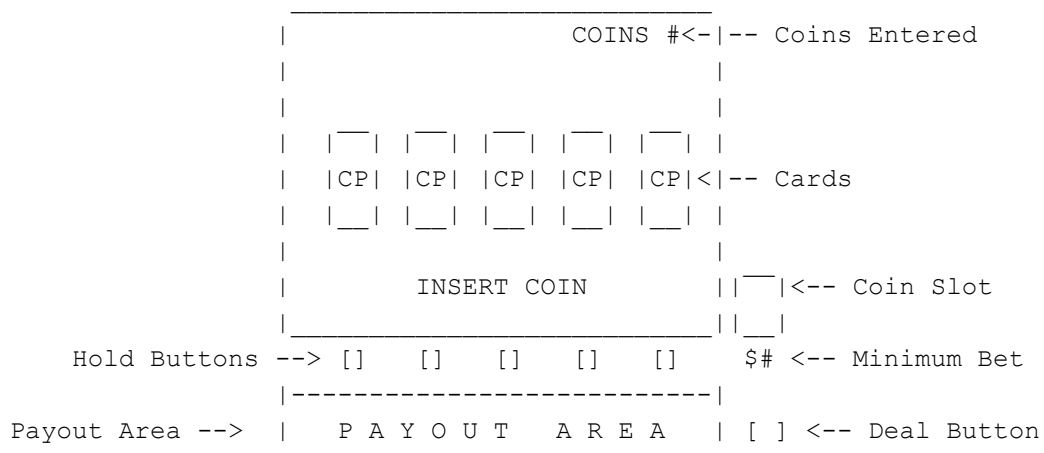
You are dealt 5 cards, you can choose to keep any of just 1 of these cards. If you want to keep cards, do not press the button below it. If you want to trade the card in for another card, press the button below the card. Once you have chosen which cards to keep and which to discard, press the "DEAL" button again to bring up new cards. You will then either win or lose based on these cards.

+-----+
| Payoffs |
+-----+

If you do not have any type of hand, you will lose all the money that you have put into the machine. If you have a pair of Jacks or better, you will win back your money and possibly more. The following is a list from weakest to strongest poker hands, as well as the payoff for that particular type of hand.

[H A N D]	[D E S C R I P T I O N]	[P A Y]
+ High Card	The worst hand, all different cards, different suits, and they are not in sequential order.	0 : 1
+ Jacks or Better	Two of the five cards match each other, none of the others do. The pair must be of at least Jacks, or the payout is the same as a high card.	1 : 1
+ Two Pair	Four cards are used in this hand, two match each other as well as another two that match.	2 : 1
+ Three of a Kind	Three cards match each other, and the other two do not.	3 : 1
+ Straight	All five cards are different, but their values line up to make a straight.	4 : 1
+ Flush	A flush is when the suits on a card all match.	6 : 1

+ Full House	A full house is when you have a three of a kind combined with a pair.	9 : 1	
+ Four of a Kind	Four cards that match each other's value.	25 : 1	
+ Straight Flush	Five cards with values which are lined up, and are all of the same suit.	50 : 1	
+ Royal Flush	The same as a straight flush with the cards: A, K, Q, J, 10.	250 : 1	



8) Blackjack [BKJK08]

```

+-----+
| Objective |
+-----+
  
```

The objective of blackjack is to beat the dealer's cards by getting as close as you can to 21 without going over. If you go over, you bust and lose automatically. If the dealer busts, you win automatically, and if you beat the dealer by getting closer to 21 than him/her, you win. If both the dealer and you have the same value of cards, it is a push and you get your original bet back.

```

+-----+
| Betting |
+-----+
  
```

Before the game starts, drag your bet to the center where it says "Bet". This will be your wager for the hand, and can only be changed by doubling down on your cards. If you win, you get double your money back. If you lose you get none of your money back, and if you push then you get your originally bet back.

```

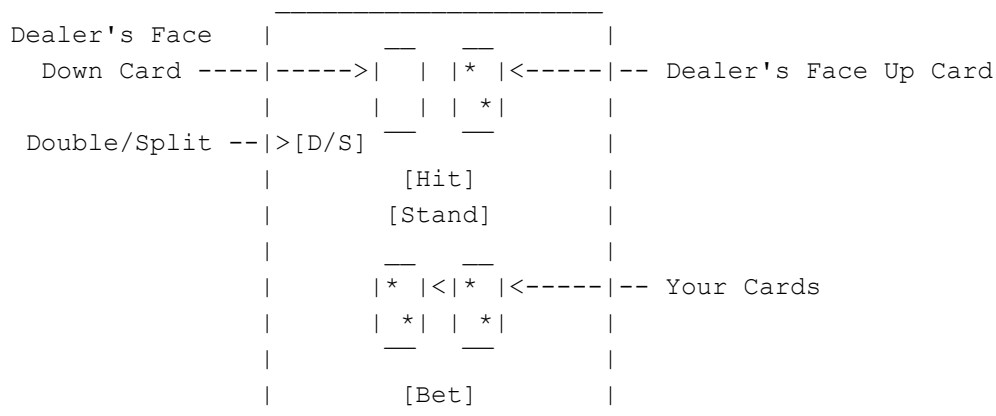
+-----+
| Playing |
  
```


+-----+

To start the game, the dealer is dealt you cards and you are dealt two cards. One of the dealer's cards is face down, and one is face up, while both of your cards are dealt face up. You have the choice of either to hit or stand. Hitting means you will be dealt another card, and standing means you will stay with the value your cards add up to. Each card is worth it's face value, face cards being worth 10, with the exception of the ace. The ace can be used as both 11 and 1, and if you would bust with an 11 it changes to 1. The dealer must hit on 16 and stand on 17, but you have your choice. When you stand, the dealer will being their turn, and will hit or stand until either you win, lose, or push.

+-----+
| Payoffs |
+-----+

If you end up closer to 21 than the dealer without going over, then you will gain your original bet doubled. If the dealer wins, they take all of your bet. The only exception to this rule is when you have the chance to split or double. Both of these options double your bet, and are only available at certain times. Splitting is only available when you have two cards of the same value, and they are split into two separate bets and hands. Doubling down can be done when you believe that the 3rd card you receive will beat the dealer, and your two cards showing add up to 11. You must stand after doubling down, so choose your spots wisely.



9) Miscellaneous [MISC09]

+-----+
| Bathrooms |
+-----+

There are two bathrooms in the casino, a men's bathroom and a women's bathroom. The bathrooms are located on the upper left and upper right areas of the casino respectively. When you enter a bathroom, you will see a picture of the bathroom door, and hear the water turn on inside the bathroom, then you will return to the casino floor.

+-----+
| Exit |
+-----+

The exit is located at the center of the upper area in the casino, and despite its name, is not the real exit from the game. The only exit from the game is turning the power on your NES off, or going to the cashier. The exit is two

blue doors, and when you click on them you will be taken to a sign outside of the casino. It reads:

```
| C A E S A R S |
| P A L A C E   |
|-----|
| [ Temp / Time ] |
|-----|
|               |
|      Welcome  |
|    Virgin Game |
|    Customers  |
|-----|
```

```
+-----+
| Cashier |
+-----+
```

To end your game, you simply need to cash out at the cashier. The cashier is located at the top of the casino to the left of the exit. You will be prompted with the question "Cash in your chips? Yes? No?", select "Yes" if you wish to end your game. Select "No" if you wish to continue playing. Once you cash out, you can no longer play in the casino with your current amount of money.

When you cash out you will see the ending you have earned, then you will view two "Leaving Las Vegas" signs from the window of your vehicle. The screen fades to black and you will be at the credits, and next is the title screen.

10) [ENDS10]

To get different endings, finish with different amounts of money. The endings are activated at the following sums of money:

Leave in a bus: \$0.00

Leave in a taxi: \$1.00 through \$9,999.00

Leave in a green car: \$10,000.00 through \$19,999.00

Leave in a orange car: \$20,000.00 through \$69,999.00

Leave in a limousine: \$70,000.00 through \$139,999.00

Leave in a red sports car: \$140,000.00 and up

11) [THNK11]

Special thanks go to:

- Virgin Games for making this game.
- GameFAQs.com for hosting my guide, and being a wonderful site for all gamers.
- Neoseeker.com for hosting my guide, and having a great gaming site.
- CheatHappens.com for hosting my guide, and maintaining a great gaming site.
- HonestGamers.com for hosting my guide, and being a great gaming site.

- The only sites that have my permission to use this guide are GameFAQs.com,

Neoseeker.com, CheatHappens.com, and HonestGamers.com. All other sites must email me and ask to use my guide before putting it on their site.

12)

Copyright

[CPRT12]

This FAQ is copyright 2005 Evan Falon.

This FAQ may not be altered, reposted, plagiarized, or used to make a profit without permission from myself, Evan Falon.

This document is copyright I N F E R N O and hosted by VGM with permission.