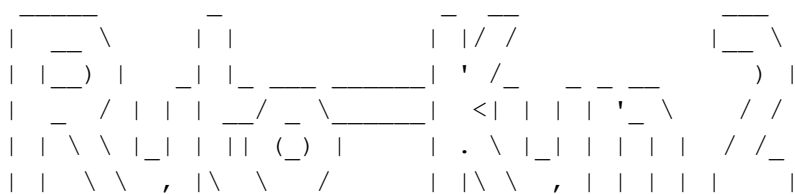
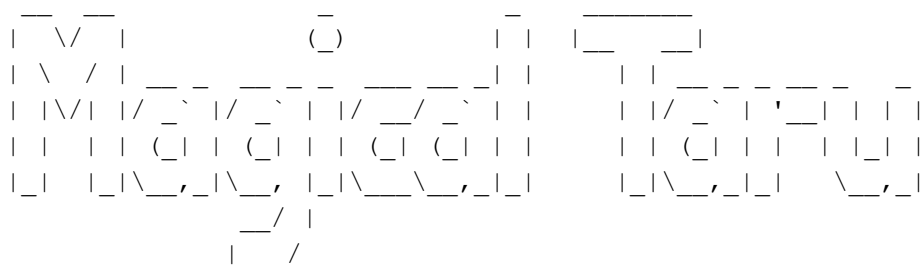


Magical * Taru Ruto-Kun 2 (Import) FAQ/Walkthrough

by Da Hui

Updated to v1.0 on Jul 5, 2010



Mahou Dai Bouken

~~~~~

This FAQ was made for the NES FAQ Completion Project. You could contribute to this yourself! Just check out Devin Morgan's web site about it:

<http://faqs.retronintendo.com>

---

~~~~~

Table of Contents

~~~~~

- 1. - Controls.....MTRK201
- 2. - Walkthrough.....MTRK202
- 3. - Bosses.....MTRK203
- 4. - Enemies.....MTRK204
- 5. - Disclaimer.....MTRK205

\*Please Note - This entire FAQ/Walkthrough has been designed for easy access. This means that you can use your browser's search function to find any section immediately. Just bring it up by pressing ctrl+f and search for either the section name or the code to the right. You will go right to that section.

---

~~~~~

- 1. - Controls MTRK201

~~~~~

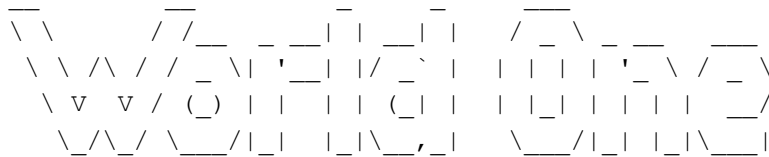
- D-Pad - Move
- A - Jump
- B - Attack
- Start - Pause
- Select - Inventory

---

~~~~~

- 2. - Walkthrough MTRK202

~~~~~



---

### Level 1-1

---

As you begin this stage, you will see a bald bird running towards you. Simply kill it when it comes close. Run to the right and kill the next bird when you see it. Shortly after, you will see some dumplings in the area with an armadillo after it. The armadillo will run at you and you can't kill it. Just jump over the armadillo while you grab the dumplings. There will be another armadillo on the small wall, avoid that one too. Jump over the low wall and collect four more dumplings. Jump over the small wall to the right and kill the bird that will run around here. Jump over the next small set of platforms and kill the bird. Grab the six dumplings above you and jump over the next small set of platforms to the right.

Jump on the higher platform to the right while avoiding the bird. Jump to grab the two dumplings above you and then jump onto the next platform to the right. Jump to grab the dumplings and the armadillo above you will charge at you. Avoid the armadillo and jump onto the higher platform. Fall off to the ground to the right. Jump over the armadillo and continue to the right while the armadillo will follow you. Keep running to the right and kill the hoppin enemy when you reach it. Jump onto the small set of platforms to get away from the armadillo. Grab the three dumplings above you to the right and kill the next hopping enemy. Grab the next three dumplings here and jump onto the small set of platforms to the right.

Climb the tall platforms here and a mushroom enemy will spawn on the floating platform in between the two sets of platforms. It will shoot spores up that will slowly fall down. They will kill you if you touch them. Fall onto that platform and kill the mushroom. Jump up and grab the four dumplings here and continue over the right set of platforms. You will see a small platform to the right with dumplings to the right of it, jump on that platform. Let the armadillo below you run to the left and fall to the right while you grab the dumplings. Grab all the dumplings here and jump onto the platform to the right to get away from the armadillo.

Jump up the next set of platforms while you grab the dumplings. From here, there are two options you can take to complete this stage:

- \* If you don't care about more dumplings, jump to the platform to the upper right with the tree on it. Jump up above the wall to the right for a new area. Run to the right and kill the bird. Continue to the right and grab the large dumpling to finish this level.
- \* If you do want more dumplings, fall to the right and kill the hopping enemy. Kill the next hopping enemy to the right. Run to the right and grab the dumplings on the higher platforms. Continue to the right and grab the large dumpling to finish this level.

---

### Level 1-2

---

Before we begin, I want to point out that this level is icy so you will slide a lot. When you jump, you will have normal control of your character, but you will slide again once you land. Run to the right and grab the item. Jump over the spikes and grab the dumplings. Jump up the blocks here and grab the dumpling at the top. Fall down to the next platform. Don't touch these faces because they will kill you. Punch one of them and fall down the hole for a hidden area with lots of dumplings. Grab them and run off the screen to the right. You will teleport back above ground and land on a block with the dumplings next to it. Grab the dumplings and kill the hopping enemy. Continue to the right as you grab the dumplings and you will see an armadillo on the next platform. Jump over it and onto the platform that it was on. Jump up this set of platforms while you collect the experience items. Kill the bird at the top. There are two paths you can take here, you will be able to grab just as many dumplings on both paths:

- \* Jump to the higher path and run to the right. The first higher platform here will have a hermit crab, you have to hit it once to knock its shell off and then hit it again to kill it. Grab the dumplings to the right and there will be another hermit crab on the next platform. Kill it and drop off the platform at the end. You can go back to the left and grab a few dumplings.
- \* If you want to take the lower path, fall to the right. Grab the item and kill the hopping enemy to the right. Continue to the right for another hopping enemy. Kill the hermit crab on the next platform, you will have to hit it once to knock it out of its shell and again to kill it. Jump up to the platform it was on and jump again for the dumplings. Grab some more dumplings to the right and fall off the platform to the right. This is where the fork in the paths will meet up again.

You can attack the treasure chest here to open it up for an item. This item will make you move a lot faster. It's totally up to you if you want it, it might be hard to avoid the armadillos if you have it though. Run to the right and avoid the armadillos here while picking up the experience items. The best way to avoid the armadillos is to jump up the platforms as they fall down since they can't jump. Get to the next set of platforms and jump up them while you collect the dumplings. Kill the birds and stand on the far right edge of the last platform. Make the armadillo run to the left below you and jump to the platform below you to the right. Climb this set of platforms and jump to the block above the gap for four more dumplings. Jump off to the right and grab the large dumpling to complete this level.

---

### Level 1-3

---

To note before we begin, I want to point out that this level is underwater so you can swim around anywhere on the screen. Begin by swimming to the right and into the small opening in the wall. On the lower platform, you will see a frog that will open its mouth and shoot lightning bolts upwards. Kill the frog while the fish swims above you. It will swim back and forth until you kill it so just kill it and continue to the right. Kill the next fish and grab the eight dumplings in this area. Slowly go to the right for another fish to appear in the middle of the screen. Kill the fish and grab the next eight dumplings. Swim to the right. You will see a fish that will swim straighter. When it gets close, it will dart straight at you so either quickly avoid it or quickly kill it. Grab all the dumplings in this area and continue to the right while avoiding those quick fish.

This open area will have two slow fish. Just swim below them as you continue to the right. Grab all the dumplings in the next small room while you avoid two more quick fish. Kill the slow fish in the next open area and open the treasure chest. Grab the bowl and you will fly to the top of the screen. Hold the right button to enter a small niche with dumplings. Now fall and open the treasure chest in the upper right corner for a new item. Exit the room from the bottom right corner. Slowly drop down and go to the right. Get past the next area to the right while you avoid some more slow fish. There will be another quick fish and the path will split. Both paths are very short, just take the lower path for the dumplings. Avoid the shooting fish and just swim a little further to the right to complete this level.

After this level on the world map, you will see a balloon. You can bet dumplings here and select which character you think the spinning wheel will land on.

You will have to complete level 1-1 again and it is slightly different, the next level will describe level 1-1 revisited.

---

#### Level 1-1 Revisited

---

Run to the right and grab the dumplings while you jump over the armadillo. Reach the higher platform to be safe from the armadillo. Grab these dumplings and avoid the next armadillo. Let the third armadillo drop from the higher platform and jump over it. Run to the right and jump over both armadillos there. Climb the next tall structure and stand on the platform just above the bird. Jump to the right and back to this platform just to lure the armadillo down. When it falls in the pit, jump over the bird and climb the next structure. Fall to the lowest platform before the bird to lure the next armadillo down. Climb the next structure and jump over the next bird. Climb this structure as well to get to the other side.

You will see two open chests with eyes, they will shoot objects up which will drop down. Avoid those objects and kill the hopping enemy. Climb up the next set of platforms and grab the higher dumplings. If you want the lower dumplings, just kill the birds below and grab them. When ready, continue to the right over another small wall. Jump up these platforms and grab the dumplings while avoiding the armadillos. Just continue across these platforms while jumping over the charging armadillos and grabbing the dumplings. After this will be the set of platforms you can climb for the tree you can jump over to complete this level. You can grab these dumplings but DO NOT finish this level that way. You have to take the low path. Kill the hopping enemies and grab the dumplings down here. Grab the large dumpling at the end of the lower path to finish this level. If you take the higher exit, you won't be able to move on to level 1-4 and will have to replay this level.

---

#### Level 1-4

---

Run to the right and kill the two birds. Grab the dumplings and climb the platforms to the right. On the platform above the gap, an iguana will appear in the middle of the platform. These invisible iguanas are all over this level so be careful. Kill it or jump over it and continue to the right. Another iguana will appear on the next platform to the right so jump to the floating block to avoid it. Jump to the right and kill these floating faces as you jump over the gaps to the right. Stay below the platforms and dumplings when you get past the

gaps because an iguana will appear on the second block. Another iguana will appear on the ground below the second set of three dumplings. Avoid or kill them and continue to the right. You have to take the high path. Kill the hopping enemy at the four dumplings and continue to the right after you collect the dumplings. There will be two hopping enemies on the next platform over a gap. Kill them and continue to the right. From here, you will see a set of platforms. This will lead to a bonus room. If you want to go there, then follow the walkthrough that is starred below. If you don't want to go to the bonus room, skipped the starred walkthrough below.

- \* You can jump up these platforms here and kill the birds on the three higher platforms. At the top, jump off the screen and you will go back to the world map. In the world map, go up to the dumpling above level 1-4 and enter it. You will see two spinning spike balls in this room. Avoid them and collect the dumplings and the two extra lives. There isn't much time here so just let the time run out when you collect everything to return back to the world map. Once you return, reenter level 1-4 and get back to the platforms you climbed to reach this area.

Collect all the dumplings below the platforms with the birds on them. Fall down to the lower platform when you are forced to and kill the bird here. Quickly run past the spinning spike ball before it kills you. Climb the platforms to the right and there will be another bird with a spinning spike ball below. Get past this area the same way you went past the last. Jump up the next set of platforms for an open area to the right. You will see a bird floating along the top of the screen. It will dive straight at you just like the fish in a previous level so be careful. Collect these six dumplings and jump over the structure to the right. Grab the large dumpling to the right to complete this level.

---

#### Level 1-5

---

Run to the right for a new type of enemy. You will see a flying squirrel. This enemy will jump and then slowly float down. They are pretty easy to avoid but they are pretty risky to kill. Run to the right and collect the dumplings while you avoid the first flying squirrel. The next structure will have several flying squirrels around it so be careful. The path will split here, you can either jump up the platforms to the higher path or stick to the ground for the lower path.

- \* On the higher path, run to the right and kill two hermit crabs. Continue to the right and grab the four dumplings. Jump up a few more platforms to the right for four more dumplings. At this set of dumplings, a bird will dive at you so be quick to avoid it. From here, you will have to just continue to the right until you fall off and the two paths meet.
- \* On the lower path, kill the hopping enemies at the beginning. Kill a bird when you see four dumplings above you. Move a little further to the right for a flying squirrel. Jump and grab the dumplings. Grab the next set of dumplings to the right and avoid the diving bird from above. Run to the right and avoid the spike ball that will bounce back and forth, just stand where the chain connects to the ground and run past it when you're clear. From here, the two paths will meet.

Jump and break the chest open for a swirl. Grab all the dumplings in this bonus area and fall off the clouds at the end to return back to the main portion of this stage. Stick to the higher platforms here because there is only one enemy up here while there are several below. These enemies will circle platforms. If

you hit them once, they will get angry and move quicker. Hit them twice to kill them or just avoid them completely. Get past the first small area with those fuzzy critters for another similar area without enemies. Jump over the next wall after collecting the dumplings and kill the bird.

Jump up the platforms here and avoid the swinging spike balls while you grab the dumplings above. Continue to the right and avoid the next swinging spike ball. Collect the next set of dumplings and continue to the right along the ground. Avoid two diving birds and climb the platforms when you have to. Avoid one more diving bird and jump across the small gaps to the right. Grab the large dumpling at the end to complete this level.

From here on the world map, you can go up for a bonus stage with dumplings and extra lives. Just collect them and wait for the timer to run out to return to the world map. The first person will talk to you but I'm not sure what he says since I can't read Japanese. Run to the girl in the upper right corner of the world map for the boss battle.

---

### World One Boss

---

This boss likes to hop around a lot. Hopping will be this boss' only form of movement. Its attacks will start with punches until he reaches half health, then he will shoot lasers at you out of his hands. Even the ball when he is charging the laser will hurt you so be careful. The best time to attack is while he is jumping. You want to either jump over or duck under its lasers. Just stand to the far left and attack him when he jumps at you. Avoid his attacks and attack him in between his attacks to kill this boss quickly.



---

### Level 2-1

---

Immediately run to the right and a bird will run along the ground. Shortly after the bird will be a flying squirrel and another bird. Avoid them and grab the pair of dumplings. Jump onto the platform when you reach it and collect these dumplings. An iguana will appear on the right half of this platform so be careful. Kill the iguana and kill these floating faces. Jump to the next platform and collect a few more dumplings. There will be another iguana on the right half of this platform. Jump over the pair of faces for the next platform with more dumplings. There won't be any iguanas here this time. Fall below and kill the bird. Run to the right and lure the armadillos off the higher platforms. Jump over them and up the platforms to get over the next gap.

Jump over the gap and kill the bird. Jump over these gaps while collecting the dumplings. Kill the flower past the gaps and climb the platforms. Grab these dumplings and jump down next to the flower to the right to kill it. Go to the right and jump onto the moving platform, grab the dumplings above. Continue to the right and kill the hermit crab when you reach it. Jump to the highest platform and collect the dumplings as you run to the right. Jump over the small wall to the right and kill the hopping enemy. Kill the next hopping enemy and

grab the dumplings above you when you reach the opening. Continue to the right and grab the large dumpling to complete this level.

---

### Level 2-2

---

Swim to the right and collect the two dumplings. Now swim to the top and go over the walls. There will be two frogs, one on the top of each platform. If you want, collect the dumplings between the platforms. Continue to the right past the second frog when you're ready. Continue to the right and avoid the two attacking fish while avoiding the standard fish. Swim through the small hole in the wall to the right. Grab the dumplings as you swim around to the next hole to the right while avoiding the fish. Again, continue to the right for another fish and lots of dumplings. The next enemy will be a frog along with some more dumplings.

Continue to the right and you will see some seaweed along the ground. These will grab you and won't let you move, but they don't hurt you. One hit will get rid of them. Just swim past them until you reach the next open area. There will be a brief split in the paths, just take the lower route for the dumplings, both have seaweed. Avoid the fuzz balls running around the platforms and grab the dumplings if you want them. Kill or avoid the catfish to the right. Grab two more dumplings and then grab the final, large dumpling to complete this level.

---

### Level 2-3

---

Run to the right until you reach some platforms over a gap. There will be two armadillos above. Jump over them as they attack and climb these platforms. Grab the dumpling at the top and kill the bird below. Jump over the next small gap to the right. Jump across the higher platforms with the dumplings in between them to get past a hopping enemy below. Jump over the next lower platform to get past a hermit crab and kill the two hopping enemies here. Kill the hermit crab on the next platform. Jump over these gaps while collecting the dumplings.

Jump over the small wall and jump over a few more gaps while collecting more dumplings. You'll be able to avoid those faces easily so just leave them. Grab the four dumplings past the gaps and kill the flying squirrels. Hop on the moving platform to the right and grab the dumplings above. Continue to the right and quickly across these circle platforms. Do this quickly because they will drop a couple seconds after you touch them. Jump across all of these moving platforms until you reach the stationary platform. Jump across the next set of circle platforms quickly. Jump past the next three spikes and continue to the right to grab the large dumpling to complete this level.

---

### Level 2-4

---

Jump up the platforms and avoid the spinning spike ball, grab the experience items above and jump to the door in the upper right corner. Jump up the platforms to the left and kill the mushroom at the top. Fall down and kill these two mushrooms and jump to the platform to the left to kill another mushroom. Grab the experience item here and go through the door in the upper left. Go to the right and jump to the higher platform. Kill the two birds and collect the dumplings as you go to the left. Jump to the next platform and kill two more birds, go through the door in the upper right corner.

Jump across these platforms quickly to avoid the fuzz balls as you jump to the door in the upper left corner. Climb these platforms and kill the birds while you avoid the fuzz ball. Jump through the door to the upper right. Go to the left and jump to the higher platform to avoid the spike ball. Now run to the right and duck along the right wall to avoid the spike ball and jump up and to the left for the next platform. Go to the far left for the final door and collect the large dumpling in the middle of this room to complete this level.

You will notice a bonus dumpling level to the right on the world map. Kill the flowers on each side of this bonus room. Climb the platforms on either side and don't touch the face enemies above the pair of dumplings. Jump to the middle platform with dumplings and extra lives. Just wait for the time to run up to complete this level.

---

#### Level 2-4 (Revisited)

---

You will have to go through this level again to get through the cave but it will be different this time around. Grab the dumplings above you and jump up the platforms to the right while avoiding the spikes. Go through the door on the right side of this room. This room will have bats, when you get close enough they will attack you. Just avoid their attacks and grab the dumplings in the bottom right corner. Jump back across the platforms while avoiding the bats to reach the door in the lower left corner. Kill the two birds here and fall off the platform to the right. Kill these two birds and collect the dumplings as you fall off the platform to the left. Now when you're on the ground, run to the far right to go through the door.

Grab the dumplings in the lower right corner and jump back up the platforms. Go to the left and avoid the spikes as you head for the door in the lower left corner. Fall to the ground and climb the platforms to the right. There should be two hopping enemies below now. Drop to the lower platform but just above where the hopping enemies are. Wait here for the enemies to try to jump through the hole to the right and kill them. Drop down when they are both dead and jump up the next platforms to the right while you kill the final hopping enemy. Fall to the door in the lower right corner. Kill the flying squirrels to the left and drop down to the lower platform. Kill the last flying squirrel here. Grab the dumplings in the lower right corner and just leave the chest since the item won't help now. Go through the door in the lower left corner and grab the large dumpling to finish this level a second time.

---

#### Level 2-6

---

\*PLEASE NOTE - You have to complete level 2-6 before 2-5. I'm not sure why the developers numbered the levels this way but you have to complete this level first to reach the boss.

Run to the right and grab the dumplings as you see them. Kill the hermit crabs as you climb the platforms when you reach them. Kill the bird on the ground and grab some more dumplings. Jump over the small platforms and kill another bird while you grab some more dumplings. Climb the next set of platforms while you kill the hopping enemies. Kill some more hopping enemies as you jump to the ground. Climb the platforms here to avoid the fuzz balls on the ground and kill another hopping enemy. Collect these dumplings and continue to the right.

Kill the birds on the next two platforms while collecting the dumplings. Climb



the small platforms over the large gap and fall to kill the bird. Jump over the faces over the gap and collect some dumplings. Jump over the small wall for a stack of turret enemies. Quickly kill them to continue to the right. Jump along the higher set of platforms to just run past the hopping enemies. Continue to the right as you kill four flying squirrels to the right. Jump to the platform at the end and kill the bird here. Jump across the platforms over the gap. Grab the large dumpling at the other end of the gap to complete this level.

---

### Level 2-5

---

Jump up these platforms here and grab the experience items. Lure the armadillo from the upper right down to the ground to clear the platform. Jump to the door in the upper right corner of the room. Jump up these platforms and kill the bird at the top. Grab the experience item and drop down to the left. Kill the bird down here and climb some more platforms to the left. Kill this bird and fall off the platform to the left. Run to the left and climb the last set of platforms for the door to the next room. This room will have four bats, avoid them as best as you can as you jump across the platforms on the ground.

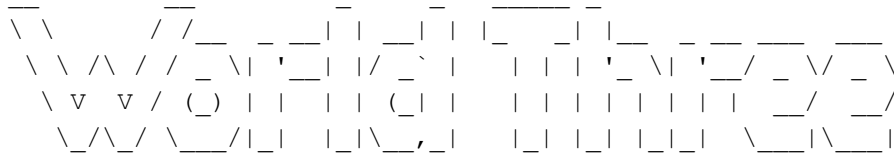
Climb the platforms to the door in the upper right corner. This room won't have any enemies, just jump across the platforms to the door in the upper right corner. Climb up the platforms to the right in the next room. Avoid the spike ball as you fall to the ground in the lower right corner. Climb the platforms along the right wall for the next door. Quickly jump across the platforms to the left while avoiding the fuzz balls to reach the door in the upper left corner. Go through it to reach the last room, just grab the large dumpling to complete this level.

---

### World Two Boss

---

This boss is simpler than the first. It will hop around just like the first but will only punch and kick you. He does have more health than the previous boss but that's it, he won't use any special attacks when his health is low. Just do your best to hit him as much as possible before he hits you. Try to hit him as he's jumping to keep yourself safe after.



---

### Level 3-1

---

Run to the right until you finally reach a swinging spike ball. Wait for the bird to appear and then run in the middle of the spike balls path on the ground to be safe. Run to the right when ready and grab the two dumplings here. Jump up the platforms to the right and onto the long platform over a gap. Avoid the spinning spike ball and run to the right end of this platform. Jump over the bird and grab the dumpling high in the sky. Climb the next set of platforms and kill the mushroom at the top. Fall to the right and kill the beaver when you reach it. Climbt the platforms here and kill the beaver at the top. Go to the

right and the paths will split but you can't reach the higher path for some reason.

Stay along the bottom and kill the flying squirrel. Continue to the right and kill the next flying squirrel. Jump up the platforms and kill the bird on the long platform over the gap. Continue to the right and avoid the fuzz balls over the platform over the next large gap. A diving bird will appear as you approach the next area with quick gaps. Avoid it and jump to the higher platform for another diving bird. Avoid that as well as you continue over the gaps to the right. Climb the next set of tall platforms for one last diving bird. Climb over the last structure of platforms and grab the large dumpling to complete this level.

---

### Level 3-2

---

Run to the right and grab the two dumplings. Just keep running along the ground and the diving bird won't hurt you. Jump up the platforms just before you fall into the gap and to the small platform over the larger gap to the right while avoiding the diving bird. Avoid some more diving birds as you jump over some more gaps to the right. The paths will split but they will be so short that you can go back and choose either path before you reach the end. Stay on the lower path for a lot of dumplings and avoid the diving bird from above.

Jump onto the smaller platform to the right and jump along the path of dumplings while you avoid the faces and a bird will run below you. Go to the right for a stack of turret enemies and kill them quickly. Grab the two dumplings behind them and continue to the right. Jump up the platforms here and kill the bird on the larger platform. Continue up the next set of platforms and kill a bird. Watch for bullets from a turret along the ground and just as the three pass, jump to the right onto the ground and quickly kill the stack of turret enemies.

Grab the dumplings as you climb the platforms to the right. Kill the beaver running around on the higher platform here and fall off the platforms to the right. Kill the hopping enemies here and the paths will split. Don't take the higher path because while you do end the level sooner, you won't be able to advance to the boss yet and you will have to repeat this level. Instead, stick to the lower path and kill any hopping enemies in your way. Grab the dumplings to the right and then continue to the right for the large dumpling to end this level.

---

### Level 3-3

---

Kill the flying squirrel to the right and grab the pair of dumplings. Run to the right for a few more flying squirrels and a couple of birds. Use the power item from the item menu by pressing select (it will look sort of like a top). With this item, you can break the blocks to the right. Break through them and go to the right while killing the bats. Break open the first chest when you reach it for a bowl. It will teleport you to a hidden room. Break open this chest for an item you need to finish this world. Run through the exit in the lower right corner.

Now run to the right and grab the dumplings. Kill the bird and continue to the right. Open the chest and grab it if it's a beneficial item and continue to the right. Kill the two hopping enemies to the right. Wait for the turret enemies to attack and then jump down to the right.



## Level 4-1

---

This level is a little hidden on the world map. Go up and you will talk to somebody at the intersection. Once you return to the world map, go to the right and enter the cave at the mountain. Something else will be said here. From the mountain, go to the right off the screen for another screen of the world. You will see level 1 listed in the first intersection of the next screen.

Run to the right and hop on the rising platform over the gap. Grab the dumplings above and stand on the platform to the right. Kill the cloud as it approaches you and jump down to the ground. Jump across the platforms here so you don't fall down the gaps while avoiding the lightning bolts from the storm clouds above. Grab the higher dumplings when you see them and continue to the right past the gaps.

Jump to the lower platform with the bird and kill it. Just fall off to the right and jump onto the higher platform to the right. Jump over these gaps while collecting a few more dumplings. Jump onto the smaller platform after this area and past the larger platform with the two fuzz balls to the next smaller platform. Jump to another set of platform just like this one except there won't be fuzz balls.

Jump to the ground ahead and kill this weird eye creature. It will shoot smaller eyes at you but they don't seem to hurt you so just ignore the smaller eyes and hit the big eye once to kill it. Jump to the right and grab these dumplings. Fall to the right and kill the bird on the ground. Jump up the next platform for some more dumplings. Fall to the right and kill this bird. Jump over the platforms to the right as you collect these dumplings here. Jump past the three spikes here and run to the far right to reach the large dumpling to finish this level.

From here on the world map, you can go down to fight somebody in a card matching mini game. You can also go up to a dumpling bonus room for some extra dumplings and extra lives. To go to level 4-2, go back to the left to the left screen of this world and follow the path to level 2.

---

## Level 4-2

---

Run to the right and wait for the moving platform to approach you. Jump on it and ride it to the right, jump on the next platform that will approach you. Ride this one to the right and jump onto the moving platform that goes up and down when you reach it. Jump to the one immediately to the right and wait for another platform to approach from the upper right, jump onto it when you reach it. Jump to the right when it reaches the right end of its path and onto the stationary platforms. These will drop when you hit them so jump across them quickly.

Grab the two dumplings and jump over the short gap. You will see three fat floating birds. You can't kill them and they won't hurt you. Just jump on top of their heads as if they're small moving platforms. Use them to get over the gap. Jump onto the next two birds and then jump to the small circle platforms to the right. They will fall so jump across them quickly. At the end, jump onto the moving platform. Jump to the next small platform and then quickly to the ground because this platform will also drop.

Jump to the platform to the right, it's a tough jump to make but you can make it. Kill the faces and grab the dumplings here as you jump to the next

platform. Jump over a few more gaps until you reach a floating bird. Jump on that bird and to the higher platforms for some more platforms. Fall to the ground to the right. Run to the right and grab the dumplings in the room above. Continue to the right when ready and grab the large dumpling to finish this level.

---

#### Level 4-3

---

Jump to the right to collect the two dumplings. Continue to the right and avoid the flying squirrels that will jump over you while avoiding some birds that run along the ground. You will reach a chest you can open for an item, grab it if it is beneficial to you. Continue to the right and jump across these platforms while killing the racoons on them and avoiding or killing the diving birds. After the large gap, break the chest for another item. Jump up to the higher platform.

Jump across these gaps while killing the diving birds and racoons. You will see yet another chest here, break it for another item. Jump across another large set of platforms with diving birds and racoons scattered around. Kill or avoid them as you reach the right side of the large gap. Jump on the rising platform to the right and grab the dumplings above while avoiding the cloud. Jump down to the right and you will see the large dumpling you need to grab to complete this level.

---

#### Level 4-4

---

Before beginning this level, go south at the split for level 4-1. Talk to the girl and you'll play her in a card matching game, it's pretty self-explanatory.

Run to the right and climb the platforms when you reach them. Avoid the swinging spike ball and climb the platforms on the right side of the swinging spike ball. Jump over the small gap to the right and wait for the platform to approach from the far right side. Jump on it and ride it over this large gap. Jump over the next small gap and climb these platforms. Kill these flying squirrels and climb the next set of platforms. Collect these dumplings here as you go to the right. Avoid the flowers and jump over the gap onto the higher wall. Be careful because it's a tough jump to make.

Once on the wall, jump across the rising platforms to the right. Now jump across the circle platforms quickly because they will fall when you hit them. Also make sure not to hit the faces over the larger gap. Break the chest above when you reach it and jump over the eye enemy from up here. Climb the next set of platforms to get over the gap while avoiding some dumplings. Kill the birds on the second and third platform here and fall to the ground at the end. Jump onto the platforms over the large gap to get past it while avoiding the cloud above. Grab the large dumpling at the end to finish this level.

---

#### Level 4-5

---

Before beginning this level, go north of level 4-4. Talk to the girl there and she'll bring you to a bonus room with three fairies that follow you around. Just circle the room until the timer runs up. When you complete that, go to level 4-5.

Grab the two dumplings to the right. Jump up the platforms past the dumplings while avoiding a few fuzz balls. Continue to the right and pass the gap with the floating bird because you don't get much time in this level. Drop to the ground when you have to and avoid a few ghosts as you go to the right while collecting the dumplings in the upper rooms. Continue to the right while collecting a few more dumplings and stay on the lower path when you reach some platforms. Both paths are short and won't have enemies but the higher path will have more dumplings. Avoid the spike at the end and fall to the ground. Climb up the small blocks and jump over the next gap when you can. Use the next set of platforms to avoid the gaps while collecting a few dumplings. Grab the large dumpling at the end to complete this level.

---

### World Four Boss

---

The "boss" will be the lower right corner of the right half of the world map. I put boss in quotes because there really isn't a boss in this world, but there are a few events you have to do to advance to world five. You have to collect enough star pieces at the end of each level to get past the talking part. Just scroll through the text until all blocks along the bottom are blocked out or until you stop talking. If you stop talking, you have to get more star pieces, just repeat the mini games that you get from talking to people in this world until you get enough star pieces for this boss area. If you are still in need of star pieces, talk to the person in the upper left corner while you have a lot of dumplings and lose a fight to him for a lot of star pieces. Get all the items from the bottom right piece of this map and then go into the mountain on the left side of this screen.

---

```
\ \ / / _ _ | | _ | | | _ ( ) _ _ _
 \ \ / / _ \ | ' _ | | / _ ' | | | _ | \ \ / / _ \
 \ v v / ( ) | | | | ( _ | | _ | | \ v / _ /
 \ \ / \ _ _ / | _ | | _ \ _ , _ | _ | | _ \ / \ _ |
```

---

---

### Level 5-1

---

This world looks a bit confusing and won't show you the levels as the other worlds showed. World one is in the upper right corner. Go towards the person in front of the house but don't talk to him. Go straight down and walk into the middle of the three trees to the south to enter this level.

Run to the right and kill or jump over the bird. Avoid the flying squirrel and grab the two dumplings while killing another bird. Jump up the platform and grab the dumplings as you go to the right. Kill the iguana under the second to last dumpling on this platform. Kill the faces and jump to the next platform. Collect these dumplings and kill the iguana under the third to last set of dumplings. Kill the faces and jump to the next platform for more dumplings. Drop to the ground and kill the bird. Avoid the armadillos that will run off the higher platforms to the right as you climb them.

Jump to the small block above the gap and over the gap. Kill the bird on the ground and jump over the small gaps to the right. Kill the flower and climb the platforms. Grab the dumplings and jump over the gap. Kill the flower on the ground after these platforms and jump on the moving platform. Ride it up and collect the dumplings above you. Jump to the right and climb the platforms above the hermit crabs. Collect these dumplings and go to the right. Grab the



Run to the right and grab some dumplings. You will see some bats along the ceiling which you will have to avoid. Grab these dumplings when you avoid the bats and continue to the right. Jump over the gaps and avoid the mushroom on the last platform over the gap. Climb the small wall and jump across the higher platforms here while killing the bird. Jump onto the next platform and grab the dumplings. Jump across these and kill the two racoons on the higher platforms or just avoid them. Grab the next set of dumplings on the next platform and jump to the ground after it.

Avoid the swinging spike ball when you reach it. This chest will be hard to hit while avoiding the spike ball so you may want to just ignore it. Jump to the next platform to the right and jump across these platforms here. Kill or avoid the next two racoons and jump to the smaller wall past the gap. Jump across the higher platforms here while avoiding the fuzz balls. There will be some turret enemies below so try to stay high. Jump across the next set of higher platforms while collecting a couple more dumplings. Avoid the next two bats while grabbing some more dumplings and keep running to the right. Grab the large dumpling at the end to finish this level.

---

#### Level 6-3

---

This level will be on the water in the lower left corner of this world map.

Swim to the right and avoid the frogs while collecting some dumplings. Go through the maze section while avoiding the fish and collecting some more dumplings. Break the seaweed when you reach them and avoid some fuzz balls while collecting the dumplings here. Continue to the right and kill the frog. Follow this path while collecting a few more dumplings. There will be more dumplings in the next gap but you can skip these since some attacking fish will swim towards you.

Avoid some more fish while you go through a maze area. The fish will eventually turn into some catfish. The path will split shortly. Stick to the lower path for the dumplings and avoid the fuzz balls. Stay along the bottom and grab some more dumplings while avoiding the catfish. Swim up above the next wall and collect these dumplings if you have time. Just swim a bit further for the large dumpling to complete this level.

---

#### Level 6-4

---

For this level, go to the bottom right corner of the world map that had level 6-3 in it and go south to the next screen. Go down and then left to enter this level.

Avoid the swinging spike ball to the right and kill the bird while grabbing two dumplings. Climb up the platforms when you reach it and avoid the swinging spike ball here too. Jump across the higher platforms here and the path will split. Both paths will contain two iguanas and that's it, same path both ways so just pick one. Jump up the next platform and grab the dumplings below this platform from the right side. Jump over the gap here and continue to the right.

Avoid the eyes and break the chest for an item. Continue to the right and jump over the gaps while collecting the dumplings. Avoid the diving bird and continue over the small platforms. Avoid the eye enemy and keep going past the gaps along the higher platforms. Jump over the higher structures while avoiding the swinging spike balls. A diving bird will attack at the last structure.



Continue to the right for one more diving bird. Keep moving for the large dumpling to complete the level.

---

#### Level 6-5

---

From level 6-4, go south and then west at the bottom. Go north when you reach the west wall to reach this level.

Run to the right and grab some dumplings. You will see some bats along the ceiling which you will have to avoid. Grab these dumplings when you avoid the bats and continue to the right. Jump over the gaps and avoid the mushroom on the last platform over the gap. Climb the small wall and jump across the higher platforms here while killing the bird. Jump onto the next platform and grab the dumplings. Jump across these and kill the two racoons on the higher platforms or just avoid them. Grab the next set of dumplings on the next platform and jump to the ground after it.

Avoid the swinging spike ball when you reach it. This chest will be hard to hit while avoiding the spike ball so you may want to just ignore it. Jump to the next platform to the right and jump across these platforms here. Kill or avoid the next two racoons and jump to the smaller wall past the gap. Jump across the higher platforms here while avoiding the fuzz balls. There will be some turret enemies below so try to stay high. Jump across the next set of higher platforms while collecting a couple more dumplings. Avoid the next two bats while grabbing some more dumplings and keep running to the right. Grab the large dumpling at the end to finish this level.

---

#### Level 6-6

---

From level 6-5, go north and you will fight a boss enemy. The boss will just hop around and try to slap you. Avoid its attacks and attack it when it lands. When this ends, go to the northeast corner and go north the next screen, this will be where the first couple levels of this world were. Go to the northwest corner of this world and west off the screen to the next screen. Go to the west and then south and west again so you will be in front of the center house along the north to enter this level.

Run to the right while killing some birds. Kill the flower when you reach it and climb these platforms while grabbing the dumplings. Kill the bird on the ground on the other side of the platforms and climb the next set of platforms while killing the flower and bird on these platforms. Grab some more dumplings while you keep running to the right. Climb these platforms and avoid the chest enemies. Grab some dumplings and fall to the ground on the other side of the platform.

Climb these platforms while avoiding the gaps on the ground and avoid another chest enemy. Jump across to the next set of higher platforms from here and avoid the hopping enemy. Stick to the higher platforms here and grab the dumplings along the top. Jump across the gaps when you reach them while killing the bird on the middle platform. Jump onto the platforms here to avoid the large gap and kill the flower. Jump across another set of platforms.

The path will split for a short while. Take the lower path to collect some dumplings and avoid the spinning spike ball. Jump across the next set of platforms while avoiding a swinging spike ball on the first platform. Get past this large gap and fall to the ground on the other side. Grab the large

dumpling to the right to finish this level.

---

### Level 6-7

---

From level 6-6, go back to the screen to the east and go all the way to the south. Now go to the west at the southwestern corner to enter the screen that you were just at. Level 6-7 will be down here.

Grab the two dumplings to the right and jump over the armadillos as they charge at you. Climb the platforms and open the chests for some items. When ready, jump to the small wall on the ground to the right. Jump across the higher platforms here and collect the dumplings along the top while avoiding the birds on the ground. Jump across the next set of gaps following the trail of dumplings while avoiding the faces. Kill the hopping enemy on the ground when you reach the last small platform and jump to the small wall to the right. Again, jump across the higher platforms while collecting these dumplings. The armadillos will fall to the ground and you'll be safe. Run along the ground to the right and you will see some storm clouds.

Avoid their lightning strikes as you jump along the platforms while collecting dumplings. You will also see a few ghosts so be careful because a lot of enemies will be on the screen at once. Grab the dumplings in between the low walls and jump over the larger walls while collecting the dumplings on those. After the second higher wall, the clouds and ghosts will stop attacking. Climb the platforms here while collecting some dumplings and kill the birds on the top. Jump to the next higher platform when you reach it and avoid a few diving birds. Grab the large dumpling up ahead on the ground to complete this level.

---

### Level 6-8

---

From level 6-7, go to the west and you will fight another boss enemy, similar to after level 6-5. Kill this boss and go south to the next screen, the level will be immediately at the beginning of this screen.

Avoid the swinging spike ball to the right and kill the bird while grabbing two dumplings. Climb up the platforms when you reach it and avoid the swinging spike ball here too. Jump across the higher platforms here and the path will split. Both paths will contain two iguanas and that's it, same path both ways so just pick one. Jump up the next platform and grab the dumplings below this platform from the right side. Jump over the gap here and continue to the right.

Avoid the eyes and break the chest for an item. Continue to the right and jump over the gaps while collecting the dumplings. Avoid the diving bird and continue over the small platforms. Avoid the eye enemy and keep going past the gaps along the higher platforms. Jump over the higher structures while avoiding the swinging spike balls. A diving bird will attack at the last structure. Continue to the right for one more diving bird. Keep moving for the large dumpling to complete the level.

---

### Level 6-9

---

From level 6-8, simply go east until you run into this level. It will be on the northeast corner of this world map screen.

Run to the right while killing some birds. Kill the flower when you reach it and climb these platforms while grabbing the dumplings. Kill the bird on the ground on the other side of the platforms and climb the next set of platforms while killing the flower and bird on these platforms. Grab some more dumplings while you keep running to the right. Climb these platforms and avoid the chest enemies. Grab some dumplings and fall to the ground on the other side of the platform.

Climb these platforms while avoiding the gaps on the ground and avoid another chest enemy. Jump across to the next set of higher platforms from here and avoid the hopping enemy. Stick to the higher platforms here and grab the dumplings along the top. Jump across the gaps when you reach them while killing the bird on the middle platform. Jump onto the platforms here to avoid the large gap and kill the flower. Jump across another set of platforms.

The path will split for a short while. Take the lower path to collect some dumplings and avoid the spinning spike ball. Jump across the next set of platforms while avoiding a swinging spike ball on the first platform. Get past this large gap and fall to the ground on the other side. Grab the large dumpling to the right to finish this level.

When you finish this level, head to the southwest corner for another little boss fight. Keep going to the southwest corner until you reach the girl in front of the house.

---

### World Six Boss

---

This boss will be a large dinosaur which will shoot flames at you. After a couple of flames it will walk in either direction on the screen. Just avoid its attacks and attack it whenever you can. It will take five hits to kill this boss.

---

~~~~~

3. - Bosses

MTRK203

~~~~~

---

### World One Boss

---

This boss likes to hop around a lot. Hopping will be this boss' only form of movement. Its attacks will start with punches until he reaches half health, then he will shoot lasers at you out of his hands. Even the ball when he is charging the laser will hurt you so be careful. The best time to attack is while he is jumping. You want to either jump over or duck under its lasers. Just stand to the far left and attack him when he jumps at you. Avoid his attacks and attack him in between his attacks to kill this boss quickly.

---

### World Two Boss

---

This boss is simpler than the first. It will hop around just like the first but will only punch and kick you. He does have more health than the previous boss but that's it, he won't use any special attacks when his health is low. Just do your best to hit him as much as possible before he hits you. Try to hit him as he's jumping to keep yourself safe after.

---

### World Three Boss

---

There will be two bosses in this world. The first will jump side to side a lot but he won't jump very high. He will keep shooting fireballs at you which you can duck under. He can also shoot high if you jump so be careful. Try to get close and attack in between his attack until it dies.

The second boss will be similar to the first round boss. It will hop around a lot and punch you until he hits half health. After he hits half health, he will start shooting lasers from his hands. Avoid these attacks and keep attacking the boss until he dies.

---

### World Four Boss

---

There is no boss in World Four.

---

### World Five Boss

---

There is no boss in World Five.

---

### World Six Boss

---

This boss will be a large dinosaur which will shoot flames at you. After a couple of flames it will walk in either direction on the screen. Just avoid its attacks and attack it whenever you can. It will take five hits to kill this boss.

---

~~~~~

4. - Enemies

MTRK204

~~~~~

In this section, I will describe the enemies you will see throughout the game. The first word will be the name of the enemy, the second will be how many hits it takes to kill them, and then I will describe them.

| NAME           | HP | DESCRIPTION                                                                           |
|----------------|----|---------------------------------------------------------------------------------------|
| ARMADILLO      | X  | These will run quickly towards you and then turn into a ball. They cannot be killed.  |
| ATTACKING FISH | 1  | These will float around and then quickly dive at you like the diving bird.            |
| BAT            | 1  | These will sit along a ceiling and then fly straight at you.                          |
| BEAVER         | 1  | These will just run around back and forth.                                            |
| BIRD           | 1  | These bald birds will just run back and forth.                                        |
| CATFISH        | 1  | These will float around like the fish but will shoot at you as well.                  |
| CHEST          | 1  | These will look like open chests and shoot faces at you.                              |
| CLOUD          | 1  | These will float along the top of the screen and shoot lightning bolts straight down. |
| DIVING BIRD    | 1  | These will fly to the left and then quickly swoop down at                             |

|                 |   |                                                                                                         |
|-----------------|---|---------------------------------------------------------------------------------------------------------|
|                 |   | you.                                                                                                    |
| EYEBALL         | 1 | These will shoot three smaller eyeballs at you.                                                         |
| FACE            | 1 | These won't move at all or ever attack, they are basically an obstacle to get around that can kill you. |
| FISH            | 1 | These will just float around.                                                                           |
| FLOWER          | 1 | These will shoot spores straight up that will then drop.                                                |
| FLYING SQUIRREL | 1 | These will jump and then slowly float down.                                                             |
| FROG            | 1 | These will open their mouths and shoot lightning bolts straight up.                                     |
| FUZZ BALL       | 2 | These will circle a platform. When you hit them once, they will move even quicker.                      |
| GHOST           | 1 | These will just float towards you and stop, then teleport elsewhere.                                    |
| HERMIT CRAB     | 2 | These will walk around slowly. Hit it once to knock it out of its shell and then again to kill it.      |
| HOPPING ENEMY   | 1 | These will just hop around side to side. Some will kick when they land.                                 |
| SEAWEED         | 1 | These won't hurt you but you will get tangled in them and stop you for a moment.                        |
| RACCOON         | 1 | These will just run around on a platform.                                                               |
| TURRET          | 1 | These will be a stack of enemies that will shoot at you. You have to kill each turret individually.     |

---

~~~~~

5. - Disclaimer

MTRK205

~~~~~

This FAQ/Walkthrough is copyrighted © 2010 to Frank Grochowski. International Copyright laws protect this FAQ/Walkthrough. You cannot sell this FAQ/Walkthrough for a profit of any kind. You cannot reproduce this FAQ/Walkthrough in any way with out my written consent. You are however allowed to download this FAQ/Walkthrough for personal use. You can also post it on your web site as long as you give me full credit, don't change it in any way, and it is free. The latest version will always be found at:

<http://www.GameFAQs.com>

This document is copyright Da Hui and hosted by VGM with permission.