

1.1 -

Made some changes as my website got completed.
Started getting mail from readers. Updates made in
Question and answers section.
(30/3/2001)

1.2 -

Added Teams section to the faq. A little editing went underway.
More mail came in and answered.
(22/4/2001)

1.3 -

Added a tip from a reader of the faq and got he got credited.
(23/4/2001)

1.4 -

Corrected the mistakes in the faq. Added some new stuff and edited some
mistakes Made in the document. Site updated.
(27/6/2001)

1.5 -

Totally Edited The faq after a long time. It was because I didn't have
the time To operate my PC. I changed the entire outlook of the faq .
(18/11/2001)

1.6 -

Re-edited the faq because of the errors still prevailing. A total headache
caused by the look of the lately updated (1.5).
(25/11/2001)

1.7 -

Updated the faq. Added something in the Hints & Secrets section. And added
some dividers in some sections of the faq.
(27/11/2001)

1.8 -

Put up new stuff in the faq. Q&A section updated. Many changes. Couldnt
update since a long time. Nearly an year since i started the first faq

to GameFaqs. Finished a new site known as the F.A.Q.S. <http://faqs.vze.com>
(28/02/2002)

1.9 -

Checked the faq quickly to capture any minor mistakes. But i believe that there are more. So till the next update. Tried to mine out new hidden facts about the game.

(01/03/2002)

2.0 -

Added The "FIFA 2000" logo to the faq. Updated The Faq.

(03/03/2002)

2.1 -

Finally got thru ths complete faq for minor errors. If more please contact me. Nearly in the cliffs of finalising the faq. Started a better site. (Check autor linkx)

(09/07/2002)

2.2 -

I hope to finalise te faq by the next attempt.

(10/07/2002)

2.3 -

I have edited and increased information on most of the sections in the faq. Review, techniques and most of the things have been updated.

Its been time since i have done some real editing.

(15/07/2002)

2.4 -

Created new email address esp for the faqs and game-guide requesting ahas become too much on my previous mailbox.

So webmasters and readers, if you want to contact me about anything considering the faq, please contact me at arif@124.com

(23/07/2002)

2.5 -

Finalised The walkthrough. I wont be accepting any more comments or suggestions on this faq.

(12/03/2003)

~~~~~

~CONTENTS~

~~~~~

- 1) Notice.
- 2) Review.
- 3) About the Author.
- 4) About the Game.
- 5) Intro.(of the game)
- 6) Game Information.
 - 6.1) Game Controls.
 - 6.2) Pause Menu.
 - 6.3) Option Menu.
- 7)The different Difficulty levels.
- 8) Kinds Of Matches.
 - 8.1) Friendly.
 - 8.2) Cup.
 - 8.3) League/Season.
 - 8.4) Training.
 - 8.5) Custom Cup and League.
- 9) Teams in Detail.
- 10) Questions and Answers.
- 11) Hints and Secrets.
- 12) Special Thanks.
- 13) Special Notice
- 13) Legal Notice.

NOTICE.

This is a Faq made by Arif Hussain for the game Fifa 2000.This Faq should be only found in the sites given below:

- <http://www.gamefaqs.com>
- <http://www.cheathappens.com>
- <http://www.cheatcodes.com>
- <http://www.cheating.de>
- <https://www.neoseeker.com>
- <http://athggc.tripod.com>
- <http://faqs.vze.com>
- <http://www.psxcodez.com>

Any kind of illegal copying, selling, Or editing will be ...the guy who does it will know what will happen. This faq can be used for personnel purposes like Printing, BUT do not sell it. You cannot paste it in your web page without my permission. You cannot even edit it and make this faq as your contribution.

So Webmasters,

If you want to paste this on your web page you will have to send an Email to arif@124.com, asking me nicely about what you want to do with it.

This faq if finalised. I wont be accepting any more comments from the viewers on this game.

~Review~

EA Sports has rocked the chart again by their new game Fifa 2000. The game is improving with each of its version coming. It has become one of the best selling soccer games of the year 2000 - 2001. With this game, more and more American teams are coming into the big gaming screens. This game has improved a lot from the game Fifa '99. The graphics, the game play everything has changed even the Player Models ,for example: You can make your own Team, You can change the colour of Rivaldo, you can add hair to Zidane(he is bald).The animations are also really cool. But the commentary is a bit boring, as it is found to be repetitive. Gameplay is quick in its pace. Player movements have come to a more systematic approach on the field but it has its defects.No one can change his speed or direction so fast but these players can. The speed is unbelievable to the eyes and everything happens so fast that a sudden attack from an opponent can never be negotiated very quickly. Music stays cool and soothing.

But the game has a few drawbacks too. You will get bored very soon and special shooting effects are like , tooo fast that you will never guess what had happened a minute ago.

Anyway, If you want to try a game at an amateur stage, then this can be the game for you.

AuThOr LiNkX (ABOUT THE AUTHOR)

Name :Arif Hussain .a.k.a. ATH 007
Email :arif@124.com
Webpage :http://ATHGGC.TRIPOD.COM

This is the first faq I have written and I am writing more.
So, if there is any kind of mistakes or errors please mail me.

Please Note that this faq is finalised.

About the Game.

Version : 2.4
PlatForm : Playstation
Genre : EA Sports
Memory card : Yes - 2 blocks
No.of players : 1-8 players (Multi Tap compatible)
Kind of Game : Sports

Intro (of the game)

EA sports has done it again. The game Fifa 2000 became the best seller of the year. Many kinds of improvement took place within a span of time (1 year).More and more American teams are coming into the big gaming screens. Robbie Williams shows his skills in the game also, his song "Its only us" is very good. The songs are too good that we may spend time listening to them other than playing. There are also new Player editing techniques in the game. For more information you can

go to the sites of the game.
http://www.fifa2000.com
http://www.easports.com

Game Information.

Now lets come to the game without wasting any more time. First, lets see about the game functions and lets look through the stats.

Gameplay :

It is a little outta shape.(you should know what I mean). The techniques happen too quickly. Too absurd i can say.

so I have to give it

-3.5/5 (not too good, not too bad)

=====

Graphics :

Graphics are cool. When you do a very rough tackle a movie comes in which you will get a card. See how the players move like in real life.

So, I can give it a

-4/5

=====

Music :

Music is AWESOME. The Robbie Williams song is the best.

So, it is

-5/5

=====

Commentary :

Commentary is like ...y'know...not strong enough To keep our gaming spirits up. I can't say it is very good, because it is repetitive. At first it will seem good but after a few weeks of playing, it will be boring. So it is like a 2.5/5

=====

~+--+--+--+--+--+--+--+--+~

<| Overall:is a 6/10 |>

~+--+--+--+--+--+--+--+--+~

#####

`*****'

6.1 - Game Controls

`*****'

BASICS

X - The "X" button on your controller <ex>

O - The "O" button on your controller <circle>

[] - The "Square" on your controller

=====

In the Main Menu,

X - Select

Triangle - Help Menu

Select - Previous Page

Start - Next Page.

O - Choose Icon at the Bottom of the screen.

=====

When playing with the ball at your players foot.

Movement Of Player - D-Pad.

- X - Pass <SHORT PASS>
- O - Shoot
- [] - Lob / Lift ball
- Triangle - Sprint
- L1 - Pass it front <THROUGH PASS>
- L2 - Twitching direction/Hurdle
- R1 - Protect the ball from been stolen/ <BLOCK>
- R2 - Flick the ball/360 spin

=====

When playing a match <techniques>

When ball is not in possession,

- X - Switch the player
- O - Conservative Tackle <Knock down opponent / Stick to oppponent mode>
- [] - Slide / Rougher tackle
- L1 - Get <our> Goal keeper to come forward from his position and attack the advancing opponent
- R1 - A very rough tackle, usually ending up with a red card.
In this, your player will slide and lift his foot so much that he will strike the opponent at his thigh.
- L2 - An icon comes in the bottom left corner of the screen(i dont know its use so readers help needed)
- R2 - An icon comes in the bottom left corner of the screen(i dont know its use so readers help needed)

=====

When the ball is with the Goal Keeper,

- D-pad - Directional action
- X - Shoot High
- O - Shoot High
- [] - Throw
- L1 - Drop Ball/Take ball in the hands/Pass it away.

=====

When Shooting Penalties,

- X - Change the player
- O - Shoot
- [] - Change Side(s)

=====

When Shooting Free kicks,

- X - Raise The ball in the air.
- O - Shoot
- L1 - Pass
- <banana actions>
- L2 - Spin the Ball left
- R2 - Spin the Ball Right.

=====

SuPeR CoNtRoLs & DrIbBlErS
-*-*-*-*-*-*-*-*-*-*-*-*-*-*

When Ball is in the air,

- X - Volley style Passing, heading pass.
- O - Vooley style Shooting
- O*2 - Scissor kick / Bicycle shoot
- [] - Diving Header
- Triangle - A very WEAK heading. In Other Words "loose ball".

=====

%%%

MORE HINTS??? SEND IT IN!!!
 YOUR NAME WILL BE ADDED IN THE SPECIAL THANKS SECTION
 UPDATES AND THE UPDATED ALWAYS FOUND AT
 GAMEFAQS & <http://faqs.vze.com>

%%%

=====

6.2) Pause Menu

In the pause menu , you can see the following when you pause the game in the middle of the match you are playing:

Continue :

Continue with the current game you are playing.

Instant Replay :

See the replay of the game or shot which occurred about ten seconds (or so) ago.

Cameras :

Toggles between the cameras you want

- a) Tele camera - The camera style you see on the TV
- b) Tower camera - The high camera
- c) End to End camera - The remote controlled camera adjusted on the goal posts
- d) Action camera - This camera follows you.
- e) Customise - Adjust the cam for your own settings.

Team management:

a) Substitution :

Allows you to Substitute a player

b) IGM(In Game Management):

Allows you to set the type of arrangement your team has. This can be done also

by pressing Select during the game to justify the settings.

c) Kick Takers :

Allows you to set the players in the different kinds of situations like penalty, free kick etc

~~~~~

Side Select :

Allows you to take the chosen team's side, which you want to control.

Option Menu : See option menu (6.3)

Match Facts :

- >Informs you the stats of the match
- >The total number of shots
- >The number of shots on target
- >Corners
- >Bookings
- >Percentage (%) of having ball under possession.

Score Summary :

The players who have scored and the number of goals scored.

Booking Summary:

The players who have been booked.

Restart Match :

Restarting the current match. Be careful 'cause once you tap on it, they wont ask "Are You Sure?"

Exit Match :

Quit the current match

=====

### 6.3)Option Menu

The Option menu consists of 4 categories, which are:-

- 1) Match
- 2) Gameplay
- 3) Visual
- 4) Audio

Now, lets see everything in brief.

1) Match

1.1) Length of the half:Toggles between the time you want to have in one half.2-4-8-10-20-45 mins.

1.2) Language :The language you want to have.The languages consist of:English , American , Dutch , Spanish etc.There are still two or three more languages that i cant figure out.So readers help needed.

1.3) Weather :The weather in which you want to play the match.

The weather consists of:  
Clear climate, Rain, Hot Climate, Snow, Sleet or random  
(In Random, the game will select the climate).

You cannot Select the weather in between the game.

- 1.4) Substitutions :Toggles between the number of substitutions you want.  
3,5 or Unlimited.
- 1.5) Fatigue :Toggles between On/Off.
- 1.6) Clock Type :Toggles between Out Of Play/Continuous.
- 1.7) Day/Night :Toggles between the Day/Night.
- 1.8) Kit Clashing :Toggles between On/Off.

## 2) Gameplay

- 2.1) Difficulty Level :Toggles between Amateur/Professional/World Class
- 2.2) Game Speed :The speed at which you want to play the game: Normal, Fast, Faster, Fastest. The fastest is very annoying.
- 2.3) Referee Strictness :Toggles Between Random/Defined. The defined looks like this =====|=== .
- 2.4) Bookings :Toggles Between On/Off.
- 2.5) Offsides :Toggles Between On/Off.
- 2.6) Injuries :Toggles Between On/Off.
- 2.7) Vibration :Toggles Between On/Off.

## 3) Visual

- 3.1) Cameras :Toggles Between Tele, Tower, End to End, Action.
- 3.2) Auto Replay :Toggles Between On/Off
- 3.3) Out of Play Cinemas: Toggles Between On/Off.
- 3.4) Time Display :Toggles Between On/Off.
- 3.5) Score Display :Toggles Between On/Off.
- 3.6) Visual Indicators :Toggles Between On/Off.
- 3.7) Player Numbers :Toggles Between On/Off.

## 4) Audio

- 4.1) Music Volume :Off-1-100%
- 4.2) Commentary Volume :Off-1-100%
- 4.3) Game SFX Volume :Off-1-100%
- 4.4) Menu SFX Volume :Off-1-100%

Now thats for the Game and its other Information.

\*\*\*\*\*

\*\*\*\*\*

## 8) The Different Kinds Of Difficulty -----Levels----- -----

There are Three difficulty levels in the game. They are:

- a) Amateur.
- b) Professional.
- c) World Class.

The Following are each in detail.

```

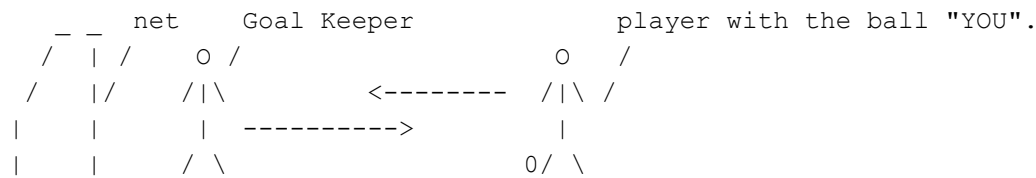
--+-+--+--
| Amateur |
--+-+--+--

```

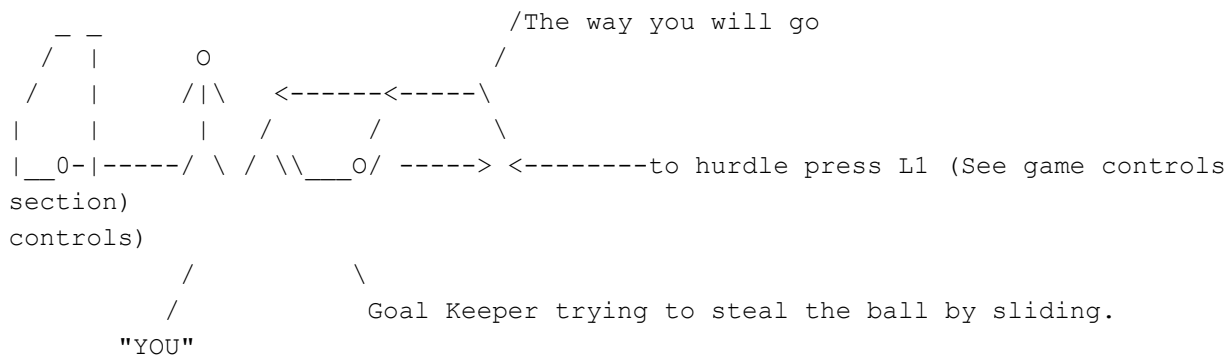
This level is for the beginners. The method to score is very simple easy. An Expert

Can shoot about 20 goals in about 10 minutes. (I do that).This level is like a Training Ground. The tips for shooting in this level are:-

- \* When you start the match and you are taking the center, run with the ball down to the opponents defense area.
- \* Run and dribble the ball very fast, otherwise the ball will go out of possession.
- \* Even you can run towards the corner area and lob the ball into the box and do a bicycle shot into the net.
- \* You can even run towards the goal keeper and hurdle and tap the ball in to the net. This picture might make it clear.



Assume that the goalkeeper is advancing at you and you advancing at him. Try it out and tell me if you have any troubles.



- \* Another trick is that when you near the goalkeeper alone without any opponent near you , and the goal keeper charge towards you. When that happens quickly change your track in which you are running like move a slight turn towards him (GK) or you can use the L2 button (see game controls section) , this is an easy method to score.

```

=====
--+-+--+--+--+--
| Professional |
--+-+--+--+--+--

```

This is the place of the game which starts to be tough. It will be a little hard to move away from the opponents, so take care so that you wont lose the ball. If you lose the ball, then it will take some time for getting it back. You should not use any kind of aggressive tackle, because if you do you get a card <REMEMBER : THE GUYS ARE FAST>.

Tips same as that of amateur but don't try to be fast. You

can be fast but slow down occasionally. But don't slow down too much that the opponents could reach you .You will push him away but that wont help much, so be fast enough. And to deal with the goal keeper, don't shoot from far away 'cause the goal keeper can catch it very easily. And don't come too close too 'cause the goal keeper can come sliding too fast that you can not use the trick showed in the amateur section. If you are lucky, you can score.

=====  
-+-+-+--+--  
| World Class |  
-+-+-+--+--

This is the toughest level of all. If you lose the ball and don't try to get it back ,then it is a sure goal. And if you try to use aggressive tackle then, Out comes the card, out goes the player. In this stage you should be very fast(very very fast) so that the opponents cant reach you(which never will happen).But in penalties the goalies are not so tough to co-operate with.

But don't think of that too much, 'cause you will never get the chances to shoot penalties. I have never scored in this level, because the opponents are too strong.No tips in this stage because you know the cause. So readers help needed.

=====  
| If any person can help me in figuring it out then I will put his name |  
| in the special thanks section. |  
=====

%%%%%%%%%%%%%%%%%%%%%%%%%%%%%%%%%%%%%%%%%%%%%%%%%%%%%%%%%%%%%%%%%%%%%%%%%

MORE HINTS??? SEND IT IN!!!  
YOUR NAME WILL BE ADDED IN THE SPECIAL THANKS SECTION  
UPADTES AND THE UPDATED ALWAYS FOUND AT  
GAMEFAQS & <http://communities.msn.com/faqs>

%%%%%%%%%%%%%%%%%%%%%%%%%%%%%%%%%%%%%%%%%%%%%%%%%%%%%%%%%%%%%%%%%%%%%%%%%

\*\*\*\*\*

## 8) The Different kinds Of matches -----

There are about 6 kinds of matches in this game,they are:

- 8.1) Friendly
- 8.2) Cups
- 8.3) League Or The Season
- 8.4) Training
- 8.5) Custom Cup
- 8.6) Custom League

Lets go through each in detail.

8.1) Friendly

Here you can play a friendly game with any country you want. There is nothing much to tell you ,so you can just play the game.

=====

8.2) Cups

Here you have to choose between the three cups you want to play.

- a) World Cup -which comprises of all the international teams.
- b) EFA Trophy-which comprises of all the clubs.
- c) ECC trophy-which again comprises of all the clubs.

=====

8.3) Season

Choose the country you want and play the mini clubs they will have,(not like Manchester United or Arsenal)

=====

8.4) Training

Choose the international team you want and play a ...

- ...Training Match-Train yourself for the big game.
- ...Penalties -Train yourself to kicks the (cheap)Penalties
- ...Set Pieces -This contains
  - a) Free Kicks
  - b) Corners
  - c) Throw ins
- ...Keeper -On/Off

=====

8.5) Custom Cup and League.

Contains the following:-

- Cup name -----> Put the Name u want
- Cup Format -----> League/K.O or K.O
- Types of Teams -----> Club/International
- Number of Teams...
- Number of Groups...
- Matches v Each group team...
- Teams advancing from each group...
- Legs v Opponent...
- Legs v Opponents in final...
- Month to begin cup

-----  
-League-  
-----

- League name
- Types of teams...
- Number of Teams...
- Matches v Each team
- Month to begin The League.

\*\*\*\*\*

\*\*\*\*\*

-----  
Here are the International Teams:-  
-----

Argentina  
Australia  
Austria  
Belgium  
Brazil  
Bulgaria  
Cameroon  
Canada  
Chile  
China  
Colombia  
Croatia  
Denmark  
Egypt  
England  
France  
Germany  
Greece  
Holland  
Iran  
Israel  
Italy  
Jamaica  
Japan  
Korean Republic  
Lebanon  
Mexico  
Morocco  
New Zealand  
Nigeria  
Norway  
Paraguay  
Romania  
Saudi Arabia  
Scotland  
Singapore  
South Africa  
Spain  
Sweden  
Taiwan  
Thailand  
UAE  
USA  
Yugoslavia

=====  
Next are the Classic Soccer teams:-  
-----

Ajax 70-73  
Anderlecht 83  
Argentina 78  
Arsenal 70-71



MTK Budapest  
Maribor Branik  
Port Vale  
R.Buchares  
Rapid Vienna  
Rigeka  
S.Bratislava  
Servette  
Slavia Prague  
Sparte Prague  
S.Moscow  
Special Guests ...they are special indeed.  
Sturm Graz  
Teplice  
Widzew Lodz  
Zamalek

\*\*\*\*\*  
+++++  
\*\*\*\*\*

#### Questions and Answers

1) How do u head the ball into the net from a cross or in particular corner kicks?

-Lewis

A) Well there are many chances of heading the ball into the net. The thing u should do is ,when the ball comes flying over head...see that it falls correctly to where u r standing. Then more backwards (little -max 3 steps)then charge forwards by pressing the shoot button...it will result in a diving header. BUT, this is a very tough attempt as we may be attacked by an opponent. You can also head by pressing the Triangle button.

=====

2) How can you score direct without passing on a free kick [direct kick]?

-Lewis

A) I have never tried this ...But this is a very rare chance. All I can say is keep the shot low and hard. Interceptions take place a lot...like there will be interference of opponent players.

=====

3) How do we dribble in the game?

- Blue Jay

A) Check the game controls section.

\*\*\*\*\*  
\*\*\*\*\*

#### Hints and Secrets

-----

1) To head the ball to the net, send the ball to a player, & make sure





Lewis - Gave me some Hints & Tricks. I should Thank this guy a lot.

And Finally, You, The reader of this faq.

< -----  
Hope You Enjoyed Reading My Faq For Fifa 2000. >

#####  
#####  
## SPECIAL NOTICE ##  
## This is a special notice.If any one of you want to point out some ##  
## mistakes or any thing missing in this FAQ,You can email me and tell ##  
## me whats wrong and dont worry cause your name will be published in ##  
## the Special Thanks Section.And You will also be informed of ##  
## the new updates if you subscribe it.All you should do is:- ##  
## 1) Email me and tell me that you want to subscribe. ##  
## 2) In the Subject area write "Subscribe FAQ <Name of the game>". ##  
## 3) In the matter area write about yourself and your email address ##  
## your site(If you have one)etc. ##  
## FEATURES: ##  
## 1) You will be informed of the new Updates in a walkthrough i have ##  
## written [ First of all u will be given the list of walkthroughs ##  
## I have written] OR You can just subscribe for the Game you want ##  
## 2) You will be informed of the New Walkthroughs i will be writing. ##  
## BUT,First you should tell me whether you r interested in knowing.##  
## If any body has MSN messenger, then my I.D is ath\_007 ##  
#####  
#####  
~~~~~

Legal Notice

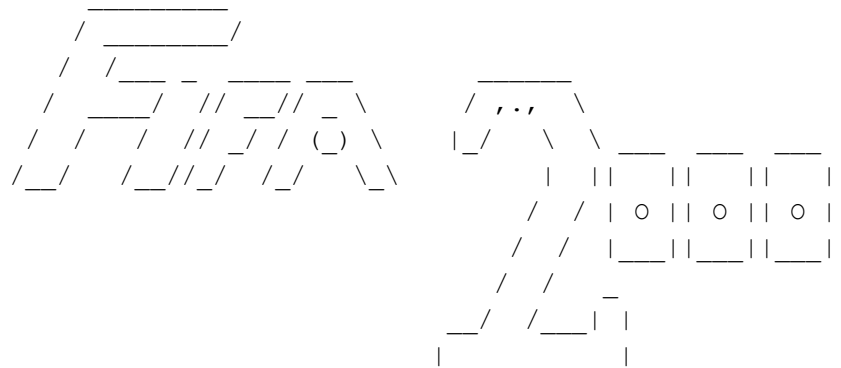
This walkthrough is not to be sold or to be put on sale.Any kind of
illegal copying,cheating,or editing of this walkthrough is also prohibited
Putting this in magazines,CD's is also not allowed.

This is a Document by Arif Hussain.

(c) Arif Hussain 2001 Contact : arif@124.com

~~~~~

THANK YOU FOR READING



Faq by Arif Hussain .a.k.a. ATH 007

~~~~~