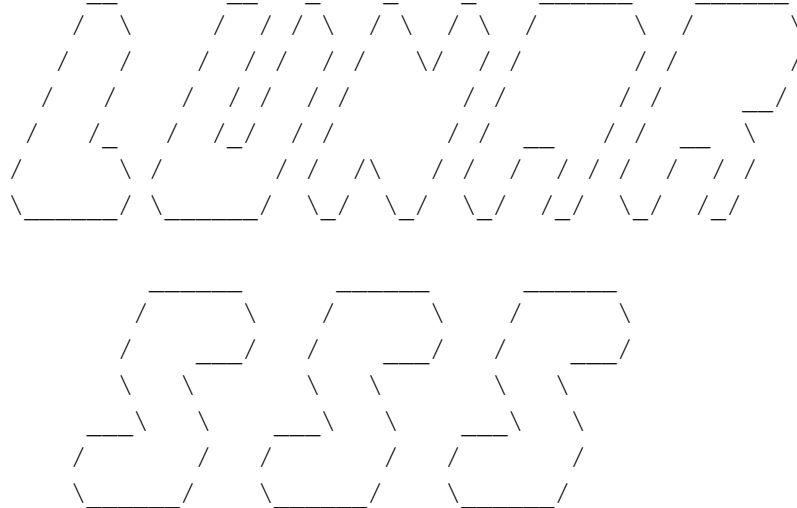


# Lunar: Silver Star Story Complete Grindery FAQ

by Duo Maxwell

Updated to v0.2 on Dec 27, 2000

Date : Wed, 27 December 2000 03:16:00



---

LUNAR SILVER STAR STORY : GRINDERY FAQ v0.2  
for Sony Playstation  
by Stinger 3:16

This FAQ is for private and personal use. It can only be reproduced electronically, and if placed on a web page or site, may be altered as long as this disclaimer and the copyright notice appear unaltered and in full. This FAQ is not to be used for profitable or promotional purposes, etc. Please do not use this FAQ on your website without asking my permission first. And don't take some part or whole part of this faq and put your names on it. I don't made this faq for some damn plagiarist put their names on it. I work hard on making this faq, so please don't rip-off my work.

Lunar Silver Star Story is (c) Working Designs and (c) Sony Entertainment

**\*\*ATTENTION\*\***

1. For Webmaster

If you want to post my faq in your site, please ask me for permission first. I guarantee that I will give you that permission. However, I have some terms that you must fulfill, which is :

- You don't sell it away or give it for some kind of bonus
  - You don't change anything inside my faq, that's including my name as the author and my disclaimer.
  - You must check for any new updates from <http://www.gamefaqs.com> at least once in a month for a new games, or once in 2-3 months for an old games.
- That's all. I'm not asking much and it's not hard to do, so please do that.

2. For Reader

If you want to ask me a question, don't forget to put the game's name in the subject field. I had told this in author's note, but I keep receiving some

mail without subject. It's not so hard to do that, right?

Oh yeah, never say this in your mail "Sorry to waste your time for reading my mail". You're NOT wasting my time. Trust me. I like reading your mail (except those a\*\*holes that send me flames and hate mail) and helping you (if I can).

Don't mail me and say my English sucks. I already know that. English isn't my primary language. I'm trying my best. At least my faq is readable.

If you send any useful contribution to my faq, I will give you credit and put your e-mail address. If you don't want your e-mail address exposed, please tell me and I will just post your name.

One last thing, from now on I will not reply any flames and hate mail. It's only a waste of time.

That's all. I hope you like my faq and can find some useful info. May the spirit of Arkaine protect you.

=====  
T A B L E O F C O N T E N T S  
=====

- 01. R E V I S I O N H I S T O R Y
- 02. I N T R O D U C T I O N
- 03. F I R S T F L O O R
- 04. S E C O N D F L O O R
- 05. T H I R D F L O O R
- 06. F O U R T H F L O O R
- 07. A C T I O N R E P L A Y C O D E S
- 08. S P E C I A L T H A N K S
- 09. L I S T O F T H E D A M N E D
- 10. I M P O R T A N T N O T E
- 11. A U T H O R ' S N O T E

=====  
01. R E V I S I O N H I S T O R Y  
=====

VERSION 0.2 (27 December 2000)  
Minor update.

VERSION 0.1 (16 August 2000)  
First release.

=====  
02. I N T R O D U C T I O N  
=====

Why do I make this Grindery Map? Well, because some people mail me and ask me to make a map for Grindery. They said that I made a good maps for Resident Evil 3. We all know that Grindery is the biggest dungeon in the game, although it's not the last dungeon. In the first 4 floors there are no healing statue and you


can't go back outside. So basically if you don't know the fastest route you'll end up dying again and again.

This map will only include the first 4 floors (right after that, you will have a healing statue, so it won't be a problem, and the maze is easy). Also, in the Grindery there are some good items that you will probably miss. So my maps will include all the items you can find. And keep in mind that some area can be access only once. So learn this map first, find the route, and then beat this dungeon.

=====

03. F I R S T F L O O R

=====




- E = ENTRANCE
- U = UP ONE LEVEL
- A = HEALING NUT
- B = HEALING NUT
- C = SAINT CLOTHES
- 1 = PIPE ROUTE
- 2 = PIPE ROUTE
- 3 = PIPE ROUTE
- 4 = PIPE ROUTE

5 = PIPE ROUTE  
6 = PIPE ROUTE

=====

04. S E C O N D F L O O R

=====

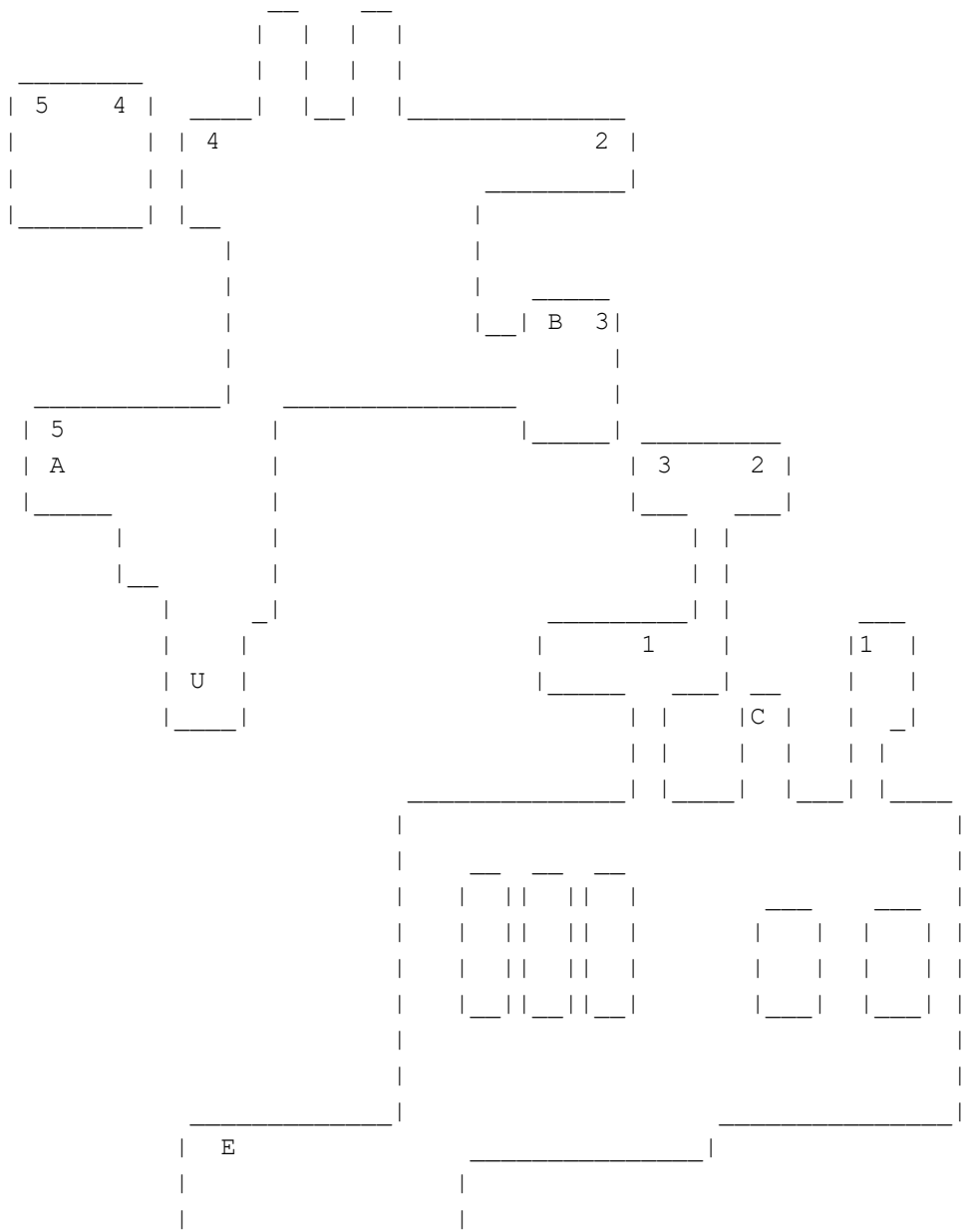


E = ENTRANCE  
U = UP ONE LEVEL  
A = SILVER LIGHT  
1 = PIPE ROUTE  
2 = PIPE ROUTE  
3 = PIPE ROUTE

=====

05. T H I R D F L O O R

=====

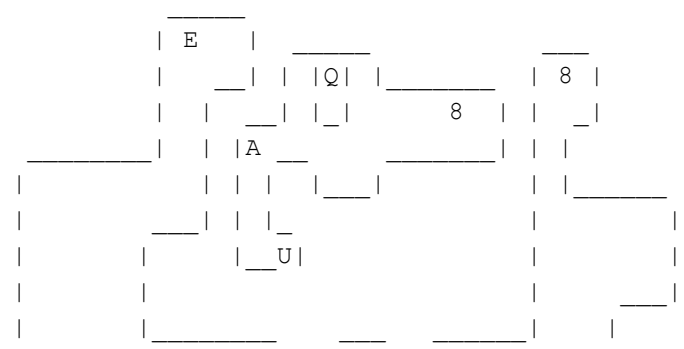


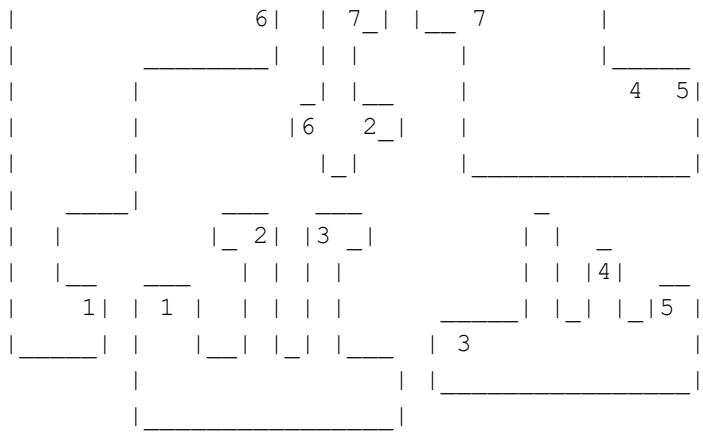
- E = ENTRANCE
- U = UP ONE LEVEL
- A = ANGEL RING
- B = STONE BRACELET
- C = SILVER LIGHT
- 1 = PIPE ROUTE
- 2 = PIPE ROUTE
- 3 = PIPE ROUTE
- 4 = PIPE ROUTE
- 5 = PIPE ROUTE

=====

06. F O U R T H F L O O R

=====





- E = ENTRANCE
- U = UP ONE LEVEL
- A = INSANE SHIELD
- Q = QUARK (THE DRAGON, NOT AN ITEM)
- 1 = PIPE ROUTE
- 2 = PIPE ROUTE
- 3 = PIPE ROUTE
- 4 = PIPE ROUTE
- 5 = PIPE ROUTE
- 6 = PIPE ROUTE
- 7 = PIPE ROUTE
- 8 = PIPE ROUTE

=====

07. ACTION REPLAY CODES

=====

I got these codes from Cheat Code Central ([www.cheatcc.com](http://www.cheatcc.com)) and I have got their permission to put these codes in my walkthrough.

CODES FOR ALEX

Infinite HP	801DBFC0 03E7
Max HP	801DBFC2 03E7
Infinite MP	801DBFC4 03E7
Max MP	801DBFC6 03E7
Max Attack (Right)	801DBFC8 03E7
Max Attack (Left)	301DBFD4 00FF
Max Defense (Right)	801DBFCA 03E7
Max Defense (Left)	301DBFD5 00FF
Max Agility (Right)	801DBFCC 03E7
Max Agility (Left)	301DBFD6 00FF
Max Wisdom (Right)	801DBFCE 03E7
Max Wisdom (Left)	301DBFD7 00FF

Max Magic En (Right)	801DBFD0 03E7
Max Magic En (Left)	301DBFD8 00FF
Max # Attack (Right)	301DBFD2 00FF
Max # Attack (Left)	301DBFD9 00FF
Max Range (Right)	301DBFD3 00FF
Max Range (Left)	301DBFDA 00FF
Max Luck (Right)	301DBFDD 00FF
Max Luck (Left)	301DBFDB 00FF
Level 99	301DBFDC 0063
1 Exp. To Next Level	801DBFFC 0001
	801DBFFE 0000
Experience Modifier	801DBFF8 ????
Max Experience	801DBFF8 967F
	801DBFFA 0098
Weapon Modifier	301DBFDE 00??
Armor Modifier	301DBFDF 00??
Shield Modifier	301DBFE0 00??
Helmet Modifier	301DBFE1 00??
Accessory 1 Modifier	301DBFE2 00??
Accessory 2 Modifier	301DBFE3 00??
1st Item Modifier	301DBFE4 00??
2nd Item Modifier	301DBFE5 00??
3rd Item Modifier	301DBFE6 00??
4th Item Modifier	301DBFE7 00??
5th Item Modifier	301DBFE8 00??
6th Item Modifier	301DBFE9 00??
1st Spell Modifier	301DBFEA 00??
2nd Spell Modifier	301DBFEB 00??
3rd Spell Modifier	301DBFEC 00??
4th Spell Modifier	301DBFED 00??
5th Spell Modifier	301DBFEE 00??

6th Spell Modifier	301DBFEF 00??
7th Spell Modifier	301DBFF0 00??
8th Spell Modifier	301DBFF1 00??

MISC CODES

Joker Command	D00B8854 ????
Instant Level Up To 99	800282CE 2400
Infinite Health In Battle	80030660 0055
Infinite Magic In Battle	8002E7E6 2400
Walk Thru Walls	80066716 2400
Infinite Money	801DC37C FFFF
Max Money	801DC37C 967F
	801DC37E 0098
All Movies Open In Rememberizer	801DC3AC FFFF
	801DC3AE FFFF
All Towns Open To Travel	801DC3DC FFFF
	801DC3DE FFFF

Character Modifier Codes [Note 1]	
1st Position	301DC368 00??
2nd Position	301DC36A 00??
3rd Position	301DC36C 00??
4th Position	301DC36E 00??
5th Position	301DC370 00??
6th Position	301DC372 00??
People In Towns Cant Move	800B87EC FFFF
	800B8848 FFFF
Only Fight Boss Battles	800B8C1A 0003

Quantity Digits to Accompany Char Modifier Codes	
00 - No One	
01 - Alex	
02 - Nash	
03 - Jessica	
04 - Mia	
05 - Kyle	
06 - Luna	
07 - Ramus	
08 - Ghaleon	
09 - Laike	



0A - Tempest	
0B - Dragonmaster Alex	
0C - Nall	

Note 1: With these codes, you may experience lockups and such at key events in the game based on who you put in your party, and possibly other odd glitches.

=====

08. SPECIAL THANKS

=====

1. GOD for everything
2. My family and my dogs
3. Game FAQs for publishing my faqs
4. Cheat Code Central for allowing me to use their GameShark Codes. Thanks Dave.
5. My computer
6. You for reading my FAQ

=====

09. LIST OF THE DAMNED

=====

I remove all the names inside my List of the Damned except the first two. From now on I will focused this Damned List only for those damn plagiarist.

1. Name : VEGA  
E-mail : vdirect@bdg.centrin.net.id  
Website : <http://www.vegindo.com>  
He plagiarized my Dino Crisis walkthrough and sell it in his store.He sold it for Rp. 12.500,-. Although he has translate my walkthrough into Indonesian language, I can still recognize it. That stupid son of a \*\*\*\*\* translate it words-by-words. The book's title is GAME GUIDE Volume 9. All the previous volume of that book is also ripping someone else's faq (especially from GameFAQs) and translate it into Indonesian.  
For HS, the animal that I suspect responsible for that, I got few words for you :  
F\*\*\* YOU BASTARD. HOW DARE YOU PLAGIARIZE MY WALKTHROUGH AND SOLD IT IN YOUR FILTHY STORE. ENJOY THAT MONEY WHILE YOU CAN. BECAUSE SOON I WILL MAKE YOU REGRET FOR BEING BORN INTO THIS WORLD.  
For any of the reader that want to do me any favor, please send flames, hate mail, viruses, bomb, nuclear, or anything to his address.
2. Name : Game Station  
E-mail : gameguys@bdg.centrin.net.id  
Website : <http://www.vegindo.com/gamestation>  
Address : Jl. Pungkur 155 Lt. 2, Bandung 40251.  
He plagiarized my friend's walkthrough (also from GameFAQs), so I think that this animal is worthy enough to enter my Damned List. They publish it in Game Station, October 1999, 3rd week, volume 21, Rp. 3.500,-  
For KSH, Sir Maul, Tik Tan, Ratu Bedak, Blue Beo, and anybody that I forgot to mention, I just want to say this : SCREW YOU ALL!!!! Someday I will visit your office carrying a BIG Shotgun, ready for blowing your f\*\*\*ing brains out from your f\*\*\*ing head.  
Reader, please send this a\*\*hole some 'nice' stuff.
3. Name : X-Boy a.k.a Pansy-Boy a.k.a X-Gay  
E-mail : x-boy@gundam.com  
This son of a \*\*\*\*\* is the webmaster of that \*\*\*\*ing site ([www.vegindo.com](http://www.vegindo.com)).

He's the world's dumbest son of a \*\*\*\*\* that I have ever met. In their \*\*\*\*\* messageboard, it says that we (faq author) are the same as the plagiarist, cause all we do is just finished the game and then write it down. Ha ha ha ha ha ha, what a good reason. Now you know why I said that he's the world's dumbest son of a \*\*\*\*\*.

If you said that we just finished the game and then write it down, why don't you do that by yourself, mother\*\*\*\*\*er?!?!?! Why you have to ripp my faqs?!?!

For Pansy-Boy, Miss Maul, and the rest of your \*\*\*\*\*ing crew :

DIN PAPPA  R EN GRIS KNULLARE, S  KAN KNULLADE DIN MAMMA OCH HON F DDE DIG!

Dein Vater ist ein Schweineficker, darum hat er deine Mutter gefickt und ich in die Welt gesetzt!

Tu padre es un follador de cerdos, por eso follo a tu madre y hizo possible tu nacimiento!

tu padre es un cerdo, que se cogio a tu mama y naciste tu pendejo

hijo de toda tu puta madre te voy a matar y vas a sentir mi verga en la garganta hasta que te salga por el culo,,solo asi sentiras lo mismo que le hice a tu madre hijo mio bastardo.

jigoku eiku no wa.. omaega saki da. te vas a ir al infierno antes que yo pendejo

Bapaklu tukang ngawinin babi, maka ia kawin sama babi terus tuh babi ngelahirin elu. Dasar anak babi.

My last note for Damned #1, #2, and Damned #3

All of you will surely burn in hell for what you did, so enjoy that blood money while you can....

=====  
10. I M P O R T A N T N O T E  
=====

Hey, faq-makers, you should read this section. I just receive an e-mail and he told me that he has asking everybody who made a walkthrough (including myself) and I'm the ONLY one that answered. Have you all forgot the manner that your father and mother taught you when you were kids? If someone asking for your help and you can help him, then do so. If you don't want people to send you an e-mail then said so on your faq. Don't let people disappointed. I also have the same experience. I asked someone and he didn't answered me. I don't know if he's a busy man or not, but he didn't answered me. I'm very disappointed. Just because you have made a great faq, and a lot of people e-mail you, it don't make you a great man. What makes you a great man is your attitude.

And for myself, I guarantee that I will answer your questions, even if I can't answer it. And if I haven't answered your mail within a week , please mail me back, because maybe I don't read your faq, or something like that.

=====  
11. A U T H O R ' S N O T E  
=====

For those of you who want to send comments, questions, or information regarding this FAQ, don't hesitate to mail me.

Feel free to e-mail me about any mistakes or additions concerning this FAQ, but don't forget to mention the game's name in the "Subject" field.

If you read this FAQ not on these sites :

- 01) GameFAQs (<http://www.gamefaqs.com/>)
- 02) Console Gamer (<http://www.console-gamer.com/>)
- 03) Absolute Playstation International (<http://www.absolute-playstation.com/>)
- 04) Playstation Network (<http://www.caratworld.com/psnetwork/>)
- 05) Cheat Code Central (<http://www.cheatcc.com/>)
- 06) Video Games Strategies (<http://www.vgstrategies.about.com/>)
- 07) Planet Web (<http://www.planetweb.purespace.de/>)
- 08) Hype.Se (<http://cheats.hype.se/>)
- 09) Game Revolution (<http://www.game-revolution.com/>)
- 10) Game Core (<http://www.videogamecore.com/>)
- 11) Xcheater (<http://www.xcheater.com/>)
- 12) PhatGames (<http://www.phatgames.com/>)
- 13) Spoiler Centre (<http://www.the-spoiler.com/>)
- 14) The Cheat Empire (<http://home.planetinternet.be/twuyts>)
- 15) Cheat Code Central (<http://www.cheatcc.com/>)
- 16) Survival Horror (<http://survivalhorror.com/>)
- 17) Games Blaster (<http://www.gamesblaster.com/>)
- 18) Gaming Addiction (<http://www.games.prohosting.com/>)
- 19) Diablo Page (<http://www2.50megs.com/neo667/diablo.html>)
- 20) Resident Evil Extreme (<http://rextreme.evilmgaming.net>)
- 21) PsxGamer (<http://www.psxgamer.com>)
- 22) SuperCheats (<http://www.supercheats.com>)
- 23) All Anime (<http://www.allanime.com>)
- 24) Adrenaline Vault (<http://www.avault.com/cheats>)
- 25) Blue Crescent's Page (<http://members.xoom.com/bluecrescent/credits.html>)
- 26) RPG Classics (<http://www.rpgclassics.com>)
- 27) Happy Puppy (<http://www.happypuppy.com/>)
- 28) Chi Phan's Page (<http://homepages.go.com/~chphan/Rpgdreamersindex.html>)
- 29) Bob Santos' Page ([http://www.geocities.com/charmin\\_guy\\_011285](http://www.geocities.com/charmin_guy_011285))
- 30) Alternative Reality (<http://www.alternative-reality.com>)
- 31) DLH (<http://DLH.Net>)
- 32) Firesoft (<http://www.firesoft.net>)
- 33) Beyond Evil (<http://beyondevil.cjb.net/>)
- 34) Random Page of Crap (<http://www.geocities.com/frozen4lyfe/index.html>)
- 35) Nemesis' Page ([http://www.geocities.com/i\\_am\\_nemesis\\_99/](http://www.geocities.com/i_am_nemesis_99/))
- 36) Boschamp's Page (<http://www.angelfire.com/games2/boschamp>)
- 37) Lugial2's Page (<http://www.geocities.com/lugial2/index.htm>)
- 38) Our Turf (<http://www.ourturf.com>)
- 39) Randar 83's Page (<http://www.geocities.com/randar84>)
- 40) Total Video Games (<http://www.totalvideogames.com>)
- 41) Cheating.De (<http://www.cheating.de>)
- 42) Cheat City (<http://www.cheatcity.com>)
- 43) Fei Yuki's Page (<http://feiyenkn.homepage.com>)
- 44) Web Spot (<http://silverqueen.cjb.net>)
- 45) Tim's Vault (<http://www.timsvault.com>)
- 46) Andrea Busia's Page (<http://www.ludus.it>)
- 47) Think Evil (<http://www.thinkevil.com>)
- 48) Gaming Planet (<http://www.gamingplanet.com>)
- 49) Games Angel (<http://www.gamesangel.homestead.com>)
- 50) Crosswinds ([http://www.crosswinds.net/~hugegameplayer/www\\_smackdown/index.htm](http://www.crosswinds.net/~hugegameplayer/www_smackdown/index.htm))
- 51) RPG Classics (<http://www.rpgclassics.com>)
- 52) GameCastle
- 53) RPG Legerdemain ([rwartow.tripod.com](http://rwartow.tripod.com))
- 54) Webcheats (<http://www.webcheats.de>)
- 55) XCheater (<http://www.xcheater.com/>)
- 56) Neoseeker (<https://www.neoseeker.com/>)

- 57) GameThrust (<http://www.gamethrust.com/>)
- 58) PC Game Review (<http://www.pcgamereview.com/>)
- 59) DC Guide (<http://www.dcguide.co.uk/>)
- 60) RPG DREAMERS (<http://www.crosswinds.net/~rpgdreamer>)
- 61) RPG-Vortex (<http://www.rpg-vortex.com>)
- 62) CheatPage (<http://www.cheatpage.com/>)
- 63) Wrestling Games (<http://www.wrestling-games.com/>)
- 64) Resident Evil Mania (<http://www.geocities.com/residentevilmania/index.html>)
- 65) GameSpot (<http://www.gamespot.com/>)
- 66) RPG Temple (<http://come.to/sashy>)
- 67) The Horror Is Alive (<http://go.to/TheHorror/>)
- 68) PSXCodez (<http://www.psxcodez.com/>)
- 69) RPGamer (<http://www.RPGamer.com/>)
- 70) RPGClassics (<http://www.rpgclassics.com/>)
- 71) Cheat Store (<http://www.cheatstore.de/>)
- 72) Games Domain (<http://www.gamesdomain.co.uk/>)
- 73) CHEATS CITY (<http://www.online1701.com/>)
- 74) CNET Gamecenter (<http://www.gamecenter.com/Faqs/>)
- 75) WarStoke (<http://www.WarStoke.com/>)
- 76) Mark Anido's Page (<http://www.geocities.com/webzage2/webmaster.html>)
- 77) Joe Chandler's (<http://www.angelfire.com/oh/residentevilishome/walkthru.html>)
- 78) Cheatmaster's Gamecheats (<http://www.angelfire.com/games/cheats48>)
- 79) Paladins of Light Guild (<http://www.pofl.org>)
- 80) Tipsncheats (<http://www.tipsncheats.com>)
- 81) RPG Informer (<http://www.rpginformer.com>)
- 82) The Gamer (<http://www.thegamer.com/>)
- 83) Totally RE (<http://www.totallyre.com/>)
- 84) Game United (<http://www.gameunited.com/>)
- 85) Stoneages RE (<http://angelfire.com/games2/rek>)
- 86) FaQ Headquarters (<http://tngn.staticzone.net/>)
- 87) GamePower (<http://www.gamepower.com/>)
- 88) United Gamers (<http://unitedgamers.staticzone.net/>)
- 89) Fresh Baked Games (<http://www.freshbakedgames.com/>)
- 90) DH Gaming (<http://dhgaming.freesevers.com/>)
- 91) ResidentFear (<http://www.residentfear.cjb.net/>)
- 92) PlayzoneWorld (<http://www.playzoneworld.com/>)
- 93) GamersWeb (<http://www.the-gamersweb.com/>)
- 94) BDGames (<http://www.bdgames.net/>)
- 95) <http://www.nonsologiochi.com>
- 96) Sjel's walkthrough page (<http://www.sjel.org/>)

Please tell me where you read it. And if you know someone who has rip-off my work, please tell me his e-mail address and where you read it, we will take care the rest.

Thanks for reading my FAQ and please send in any comments, questions, or informations!

This document copyright (c) 2000 Stinger 3:16