

# Ultima: The Black Gate Dungeon FAQ

by Metalcoremilk

Updated to v0.8 on Oct 4, 2011

Ultima VII: The Black Gate  
Dungeon FAQ/Walkthrough (SNES)  
=====By: MiLk=====

--WOAH READ THIS PLEASE!--

[Yea yea, blah blah legalities. I DON'T CARE!!!]

milkman123186@yahoo.com (HELP)

Anything unanswered I would appreciate input on.

If you need FURTHER help on anything related to this game, my map,  
game walkthrough, PAR Codes, and weapons location FAQ are located on gamefaqs.

--END of Reading--

The locations are now easier with my map.

(The Map # refers to the Dungeon Map I posted, you're very welcome people.)

(Map #) Name (Location) [What it has in it]  
\*Requirement(s)\* {Kills you if you are not wearing it}

- (1)Basement -Nothing- (Just the basement of large places.)
- (2)Bee Cave (South of Great Forest/WEST then South of Yew) [Honey]  
\*EASY with Smoke Bomb\*
- (3)Buccaneer's Cave (Ornery Isl./Buccaneer's Den) [Power Bolt Wand]
- (4)Conceit (South of Yew) [\$/Items]
- (5)Covetous (E of Minoc) [Caddelite Helmet]  
\*(Asked Zorn about "Caddelite Helmet")\*
- (6)Crypts (Skara brae) [Ghostly Armour]
- (7)Cyclop's Cave (Just NW of Britain Castle) [Plate Mail Armor]
- (8)Deceit (Janus) [Little Tetrahedon (Generator)]  
{Ethereal Ring}
- (9)Despise (SE on the Yew area) [Little Sphere (Generator)]  
{Hourglass}
- (10)Destard (Left of Paws) [Empty Chest]
- (11)Dungeon of Serpents (Fellowship Isl./Serpents Hold) [Leads to Undertaker]  
{Caddelite Helmet}
- (12)\*Dungeon of Unknown Fears (Spektran) [Ethereal Ring /Secret Dungeon]
- (\*\*) \*Secret Dungeon (Dungeon of Unknown Fears) [Shield of Reflection]  
\*[]\*
- (13)Dungeon Sagatious (New Magincia - Alagner's Basement) [Alagner's Notebook]
- (14)Heftimus (Jhelom) [\$/Items]
- (15)Hero's Hole (Left of Trinsic) [Scale Boots]
- (16)Hythloth (North Isl. of the Avatar) [End of Game]  
\*Destroy Generator\*
- (17)Pirate's Cave (Dagger Isl.) [Lightning Rod]
- (18)Scorpion Cave (East of Vesper North of desert) [Energy Crystal]
- (19)Sewers (Outside & inside of Britain Castle and in prison) [?Brick wall?]
- (20)Shame (SW of Britain Castle) [Gem of Paralysis]
- (21)Stonegate (W of Cove) [\$/Potions]
- (22)Sutek's Dungeon (Terfin) [Hourglass]
- (23)Swamp Tunnels (Just NE of Cove) [Rudyom's Wand]



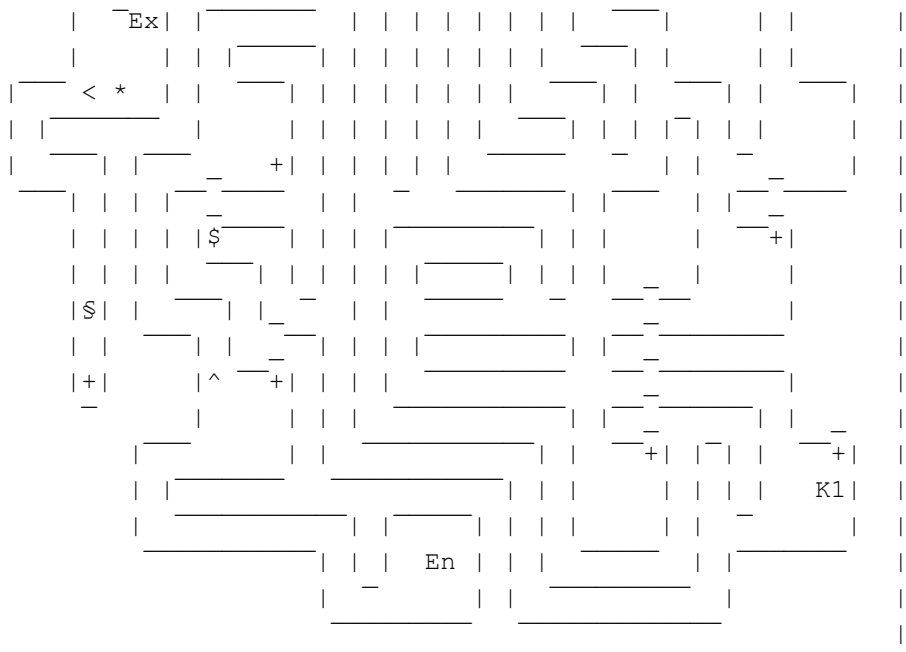










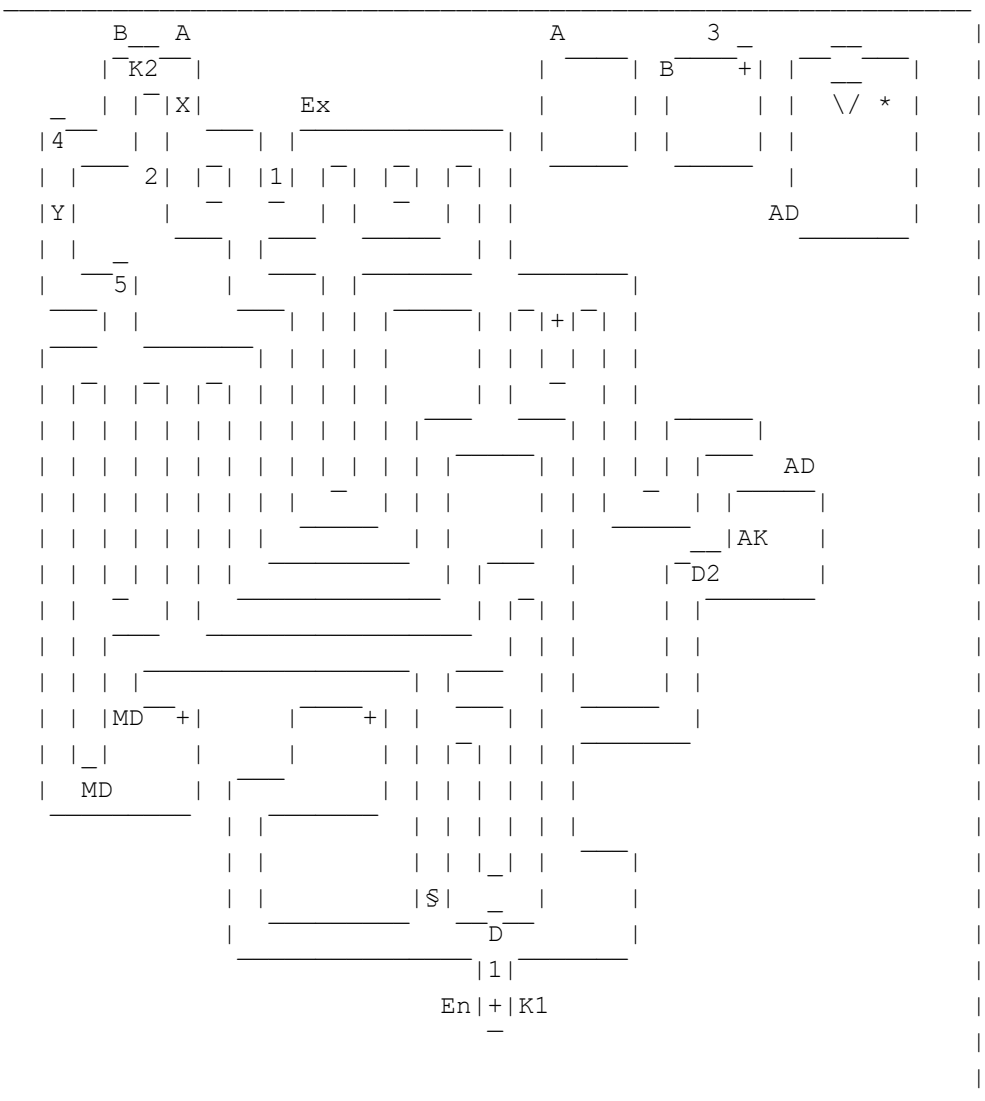


[Description of Keys]  
 \* - Plate Mail Armor

[How To]  
 Use Explosion/Powder Keg whenever you come across ^ or > or <.

(8) =====Deceit=====

[Map] -Cave-





[Description of Keys]

- 1 - Nothing
- 2 - Opens X
- 3 - Nothing
- 4 - Opens Y
- 5 - Nothing
- AK - Amethyst Key
- AD - Amethyst Door

- - Tetrahedon Generator
- \* - Little Tetrahedon

[How To]

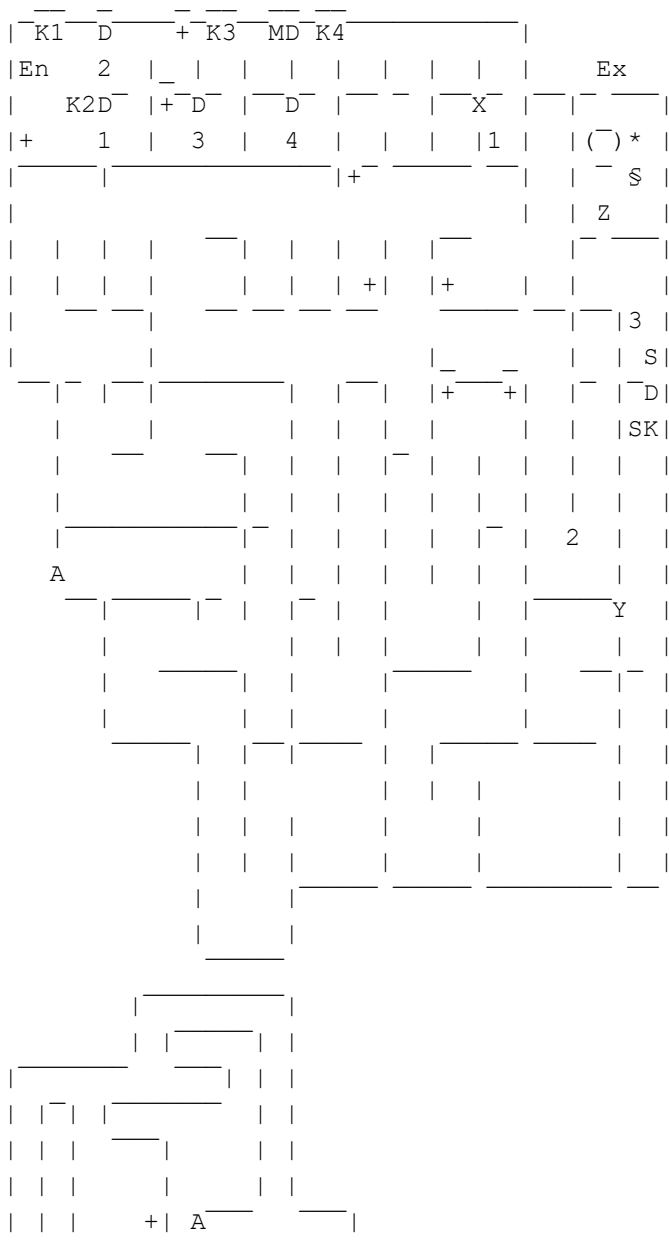
Get K1, Open D1, Beat boss, Press 2, Get K2, Open D2.  
 Put on Ethereal Ring & (Use Sword/Magic), Get AK, Open AD, Grab \*, then GTFO.

[?'s Unanswered]

1, 3, 5 have no use?

(9) =====Despise=====

[Map] -Dungeon-



[Description of Keys]

- 1 - [Nothing]
- [Nothing]
- [Opens X]
- [Nothing]
  
- 2 - [Nothing] [Opens Y]
  
- 3 - [Nothing]
- [Nothing]
- [Nothing]
- [Nothing]
- [Nothing]
- [Opens Z]

- SK - Sapphire Key
- SD - Sapphire Door

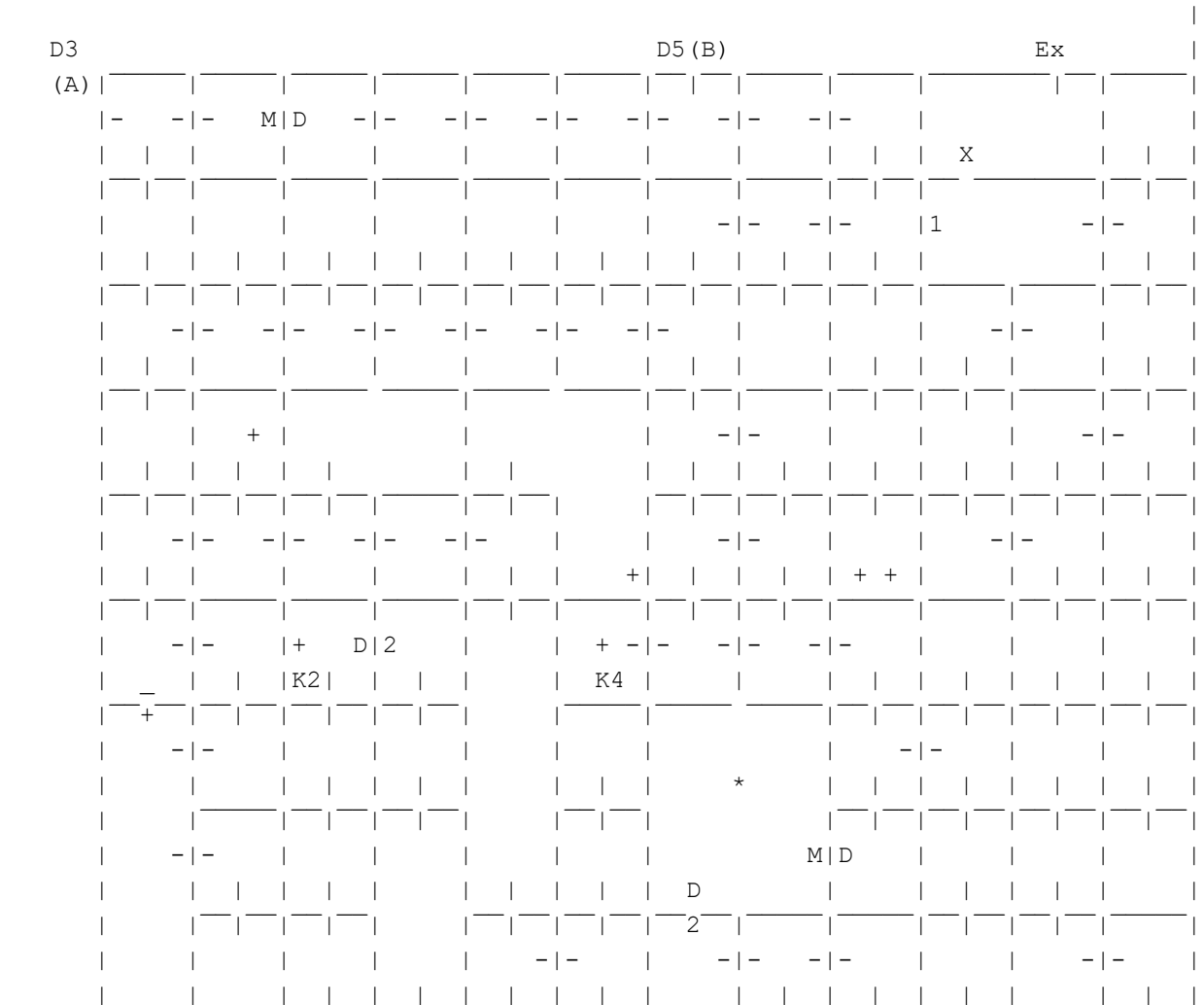
- 
- ( ) - Sphere Generator
- \* - Sphere

[How To]

Get K1 or K2, Open D1/D2. Use Magic on MD.  
 Switch the RIGHT lever on 2.  
 Get SK, Open SD, Switch the FIRST of the 6 switches, get the sphere.  
 Kill the boss, grab the key...then you're out.

(10) =====Destard=====

[Map] -Dungeon-









[Description of Keys]

- 1 - Opens X
- P - 5 Levers (?)
- \* - Ethereal Ring
- @ - Secret Dungeon
- RK - Ruby Key
- RD - Ruby Door

[How To]


Kill the Harpy to get the Ruby Key, then open the Door behind it w/the key.  
 Beat the worm boss in the "Ruby Room". Grab the Ethereal Ring, then GTFO.

[?'s Unanswered]

What are the 5 levers for?  
 They don't open the cracks in the cave...

(13) =====Dungeon Sagatious=====

[Map] -Cave-







[Description of Keys]

- 1 - (Floortile) Opens X
- 2 - Nothing
- 3 - Nothing
- 4 - (Floortile) Opens Y
- 5 - Opens B
- 6 - Opens Z
- \* - Scale Boots

[How To]

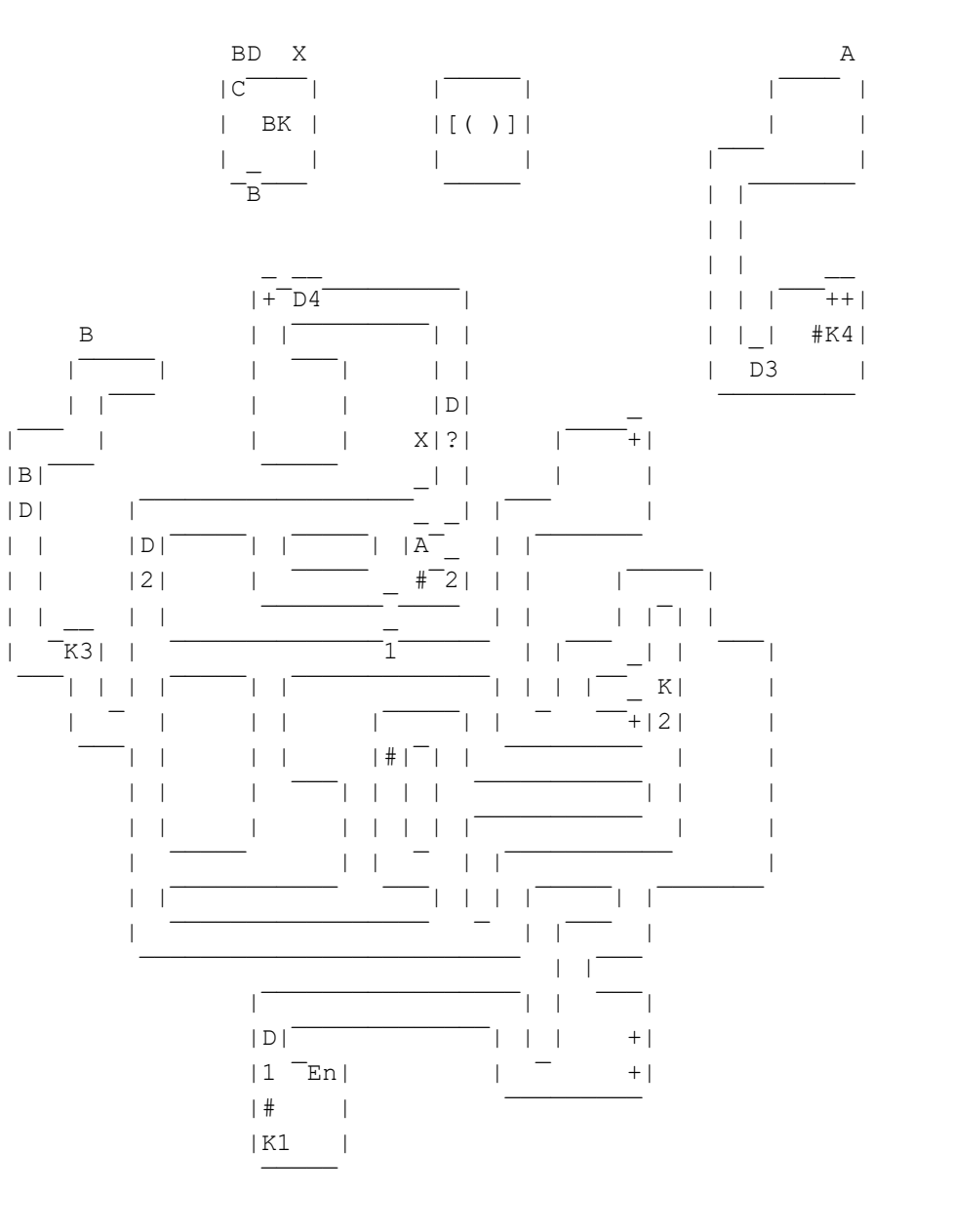
Grab K1, Press 1, Open D2, Grab K3, Open D1, Open D3, Press 4. (Down A)  
Grab K4, Open D4, Grab \*, Switch 5, Grab K6, Flip 6, Open D6. (Through B)  
Beat the boss, yoink his key, then GTFO!

[?'s Unanswered]

The Secret Dungeon I BELIEVE exits on the lower right, near the \$ symbol.

(16) =====Hythloth=====

[Map] -Cave-



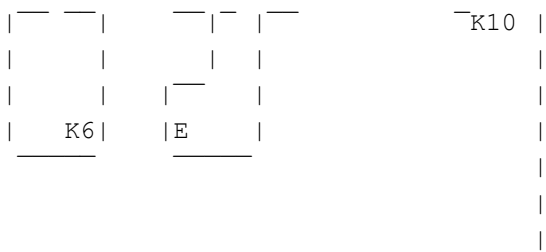
[Description of Keys]

- 1 - Nothing
- 2 - Nothing









[Description of Keys]

- 1 - Nothing
- 2 - Nothing
- 3 - (Floor Button) opens A
- 4 - Opens D
- 5 - (Floor Button) Opens C
- 6 - opens B

[How To]

Press 5-6-4-3, Grab K1, K2, K3, Open D1, Open D3, Grab K4, Open D2, Go Down Z  
Open D4, Go Down G, Grab K8, Open D8, Grab K10  
Grab K5, Open D5, Go Down F, Grab K7, Open D7, Get \*  
Go Down E, Grab K6, Open D6, Go Down Y, Open D10, Blow Up J, THEN LEAVE!!!!

(\*) =====Secret Dungeon=====

[Map] -Cave-

---

[Description of Keys]

[How To]

[?'s Unanswered]

(19) =====Sewers=====

[Map] --

---

---

[Description of Keys]

[How To]


[?'s Unanswered]

(20) =====Shame=====

[Map] -Cave-

---

		A	
		_____	
+ _____	K4		



[Description of Keys]

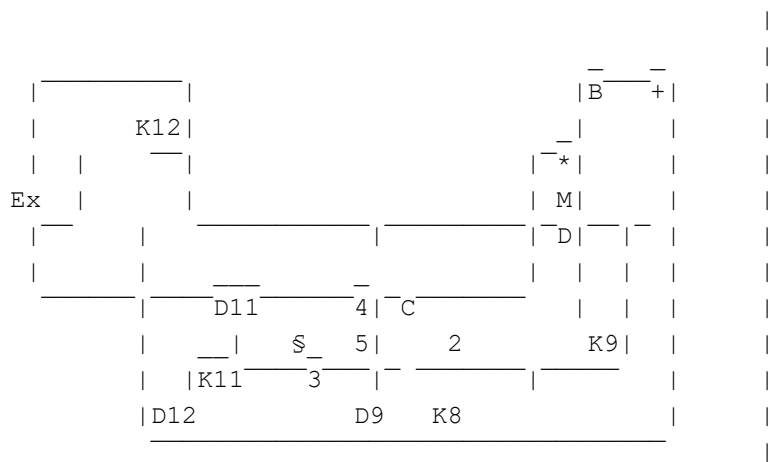
- 1 - (Set of 4 Levers) Right Lever Opens B
- \* - Gem of Paralysis

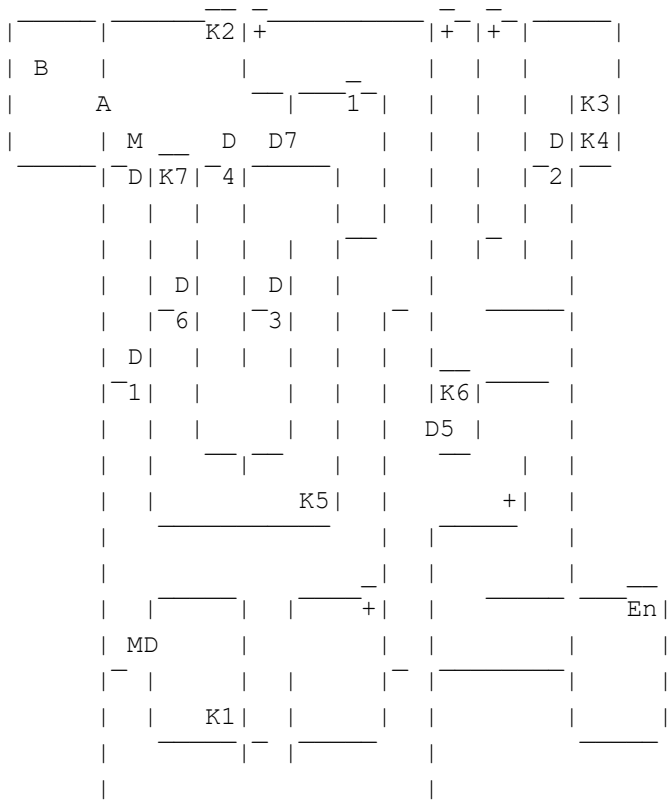
[How To]

Grab K1, Open D1, Beat Boss, Get K3 & \*, Open D3, LEAVE

(21) =====Stonegate=====

[Map] -Dungeon-





[Description of Keys]


- 1 - Opens A
- 2 - (Floor Button) Opens C
- 3 - Nothing
- 4 - Nothing
- 5 - Nothing
- \* - Potions

[How To]

Open MD, Grab K1, Open D1, Open MD, Grab K2, Open D2, Grab K4&K3, Open D4&D3  
 Grab K5, Open D5, Grab K6, Open D6, Grab K7, Open D7, Press 1, Go Down B  
 Grab K9, Grab \*, Press 2 (Opens C), Grab K12, Open D9, Grab K11, Open D12  
 Open D11, Kill Boss, LEAVE

(22) =====Sutek's Dungeon=====

[Map] -Cave-





[Description of Keys]

- 1 - Reveals 2
- 2 - (Underneath crack) Opens X
- \* - Rudyom's Wand

[How To]

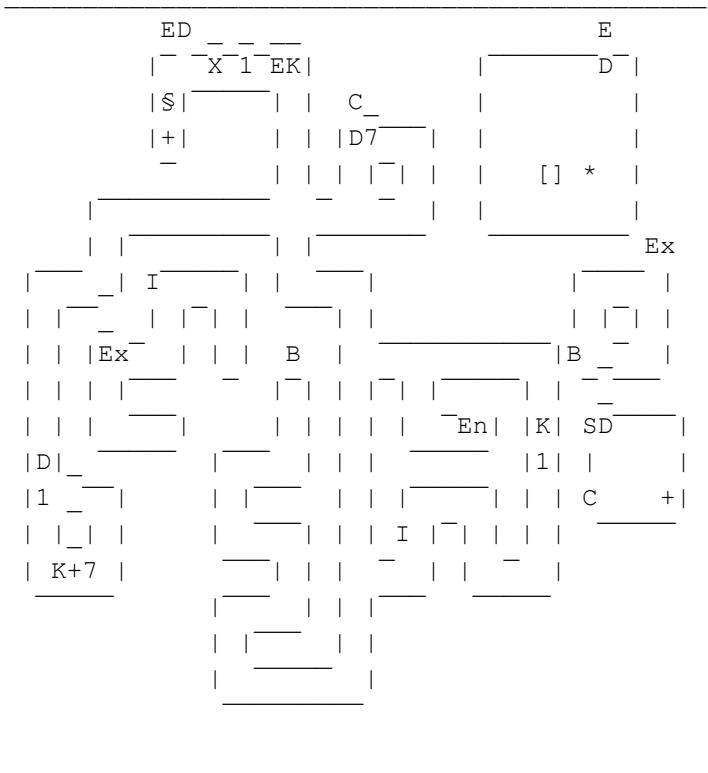
This one's straight forward, you just go to A.  
(For secret stuff)  
Then hit 1, which uncovers lever 2, then hit 2, There's a chest after X.

[?'s Unanswered]

As you can see there're some "unfinished" areas of the map.  
(Might be exit from Secret Dungeon)  
I cannot reach these, I was thinking the wall opens at ?.

(24) =====Undertaker=====

[Map] -Cave-



[Description of Keys]

- 1 - Opens X (Use lifting)
- SD - Secret Dungeon
- EK - Emerald Key
- ED - Emerald Door
- \* - Little Cube
- [] - Cube Generator

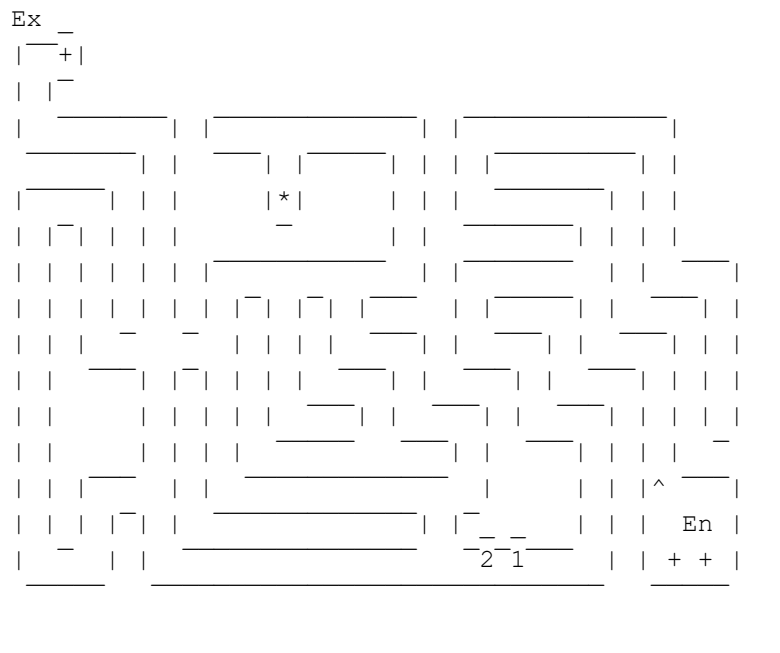
[How To]

(Use lifting) switch 1, Kill the boss(rat).  
Go back, Kill Drake (EK), open ED. Get \*. Then leave.

(25) =====Vesper Mine=====

[Map] -Cave-





[Description of Keys]

- \* - Blackrock Talisman
- 1 - (Use Lifting/Push) Opens 2.

[How To]

Blow up ^ with Powder Kegs by En, Switch 1, get Talisman, then GTFO.

(26) ====Wrong Cave====

[Map] -Cave & Dungeon-

[Description of Keys]

[How To]

\*\*\*\*\*NOTE: THIS CAVE IS IMPOSSIBLE WITHOUT CHEATS\*\*\*\*\* (As far as I know)  
Grab K2, Open D2.

[?'s Unanswered]

=====  
I hope the ULTIMA fans appreciated the many hours I went through to do this.  
If you have ANY questions feel free to contact me.  
When I made this I learned about 90% of all the secrets,  
and there are a lot more than you think.

Thank you for using my Dungeons Walkthrough.  
(If you need to know anything else chekc out the info located on [gamefaqs.com](http://gamefaqs.com))

This document is copyright Metalcoremilk and hosted by VGM with permission.