


ATARI 2600™ Game Manual

# SOLARIS



*The Zylons are back — those spaceway sneaks, villains of Venus, Saturnian scoundrels! They're swarming through the galaxy in huge forces, attempting another takeover. They've got to go! And we need YOU to go get 'em.*

*But it's a hush-hush mission. If the Zylons guess you're onto them, you're a goner. So the official report says you're out to find the lost planet Solaris and rescue the Atarian Federation Pioneers stranded there. But if the Zylons reach Solaris before you do, they'll destroy it.*

*You've got to hyperwarp from quadrant to quadrant, facing vicious attackers such as Kogalon Star Pirates, Planet Destroyers, and Cobra Fleets. But don't worry — your fighter, the StarCruiser, is specially outfitted with a Galactic Scanner and plenty of photon torpedoes. Just don't let the Zylons destroy a Federation Planet, or your quadrant mutates into a terrifying Red Zone.*

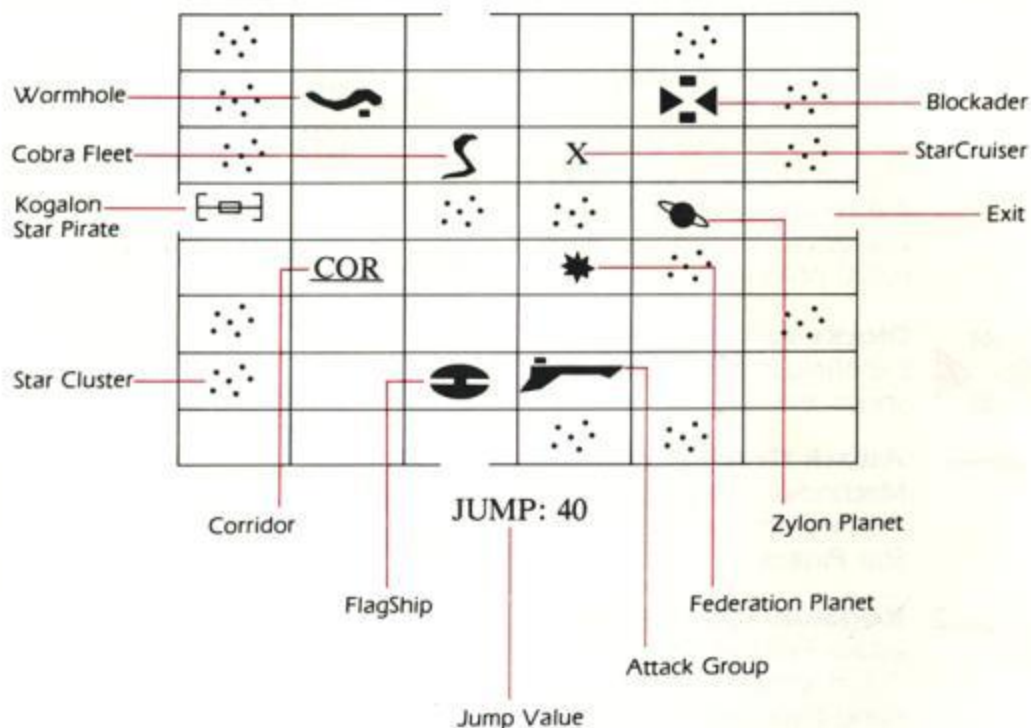
*Ready? Then hop into the StarCruiser, rev the engine, and go! And remember — if anything flies your way, blast it!*

## Getting Started

1. With your television turned on, insert the Solaris™ cartridge into your ATARI® 2600™ (or 7800™) as explained in your Owner's Manual, and turn on your console. The Solaris title screen appears, with your fighter, the StarCruiser, at bottom center.
2. Plug a joystick into the left joystick jack. (For professional play, plug a second joystick into the right joystick jack to use for viewing your Galactic Scanner at will.)
3. Press **(Reset)** or the joystick fire button. Your StarCruiser's Instrument Panel appears with your Targeting Computer in the center of the Panel. The left side of the Panel shows how many fighters you have left; the right side shows your fuel level.
4. Press the joystick fire button to launch your StarCruiser into hyperspace and begin the game.

# ast Those Cobra Ships, Mechnoids

## SCANNER



### The Galactic Scanner

A few moments after you launch your StarCruiser, the Galactic Scanner appears, detailing one of the 16 quadrants in the galaxy. The quadrant's 48 sectors can be occupied by Zylons, Zylon

Planets, Corridors, Wormholes, Star Clusters, or Federation Planets. The quadrant has four Exits, one on each side, leading to other quadrants. A flashing X shows your sector position.

# and Raiders Before They Blast Y

Move the joystick handle left, right, forward, or back to move the StarCruiser to an occupied sector in the quadrant. Sectors with Star Clusters are blockades; you cannot enter them. Zylons often occupy sectors blocking an exit or threatening a Federation Planet.

Watch the Jump Value at the bottom of the Scanner. When it reaches 0, Zylons may switch their sector positions. A Federation Planet starts flashing when Zylons enter its sector. You must defend the planet immediately or it will be destroyed.

## The Mission

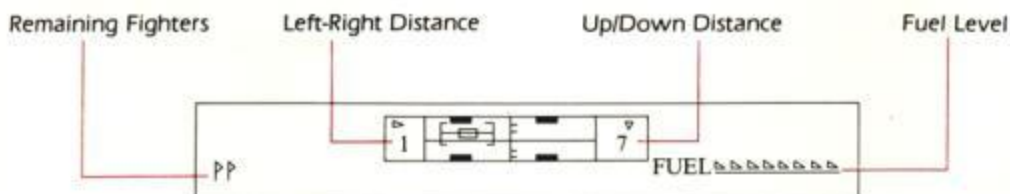
Your mission is to destroy Zylons as you battle your way through galactic mazes trying to reach Solaris. You start the game with three fighters. You score

points by blasting the enemy with your photon torpedoes. When you lose a ship, a reserve ship replaces it until all your StarCruisers are gone. When a reserve ship appears, press your fire button to restart game action.

Push the joystick handle to the right or left to fly your StarCruiser in that direction. Push the handle forward to dive (or speed up when flying over a planet); pull backward to climb (or slow down over a planet). Press the joystick fire button to fire your photon torpedoes during battle.

## Playing the Game

To attack a Zylon force or defend a Federation Planet, move to its sector and press the fire button. You immediately hyper-warp to that sector. Watch your



TARGETING COMPUTER

# You!

Targeting Computer during hyperwarp. It shows your StarCruiser hyperwarping in and out of focus, while the number on the right of the Computer displays your hyperwarp focus value (0 is a perfect warp; 3 is terrible). Move the joystick handle left or right to keep your fighter in focus.

Once you land in an enemy sector, start blasting. Watch your Targeting Computer to find unseen Zylon ships. The number on the left of the Computer tells their left/right distance from you; the number on the right tells their up/down distance. Zero means they're straight ahead. When your Targeting Computer is damaged it will flash bright white. Use the left/right, up/down numbers to track the enemy until you can dock at a Federation Planet for repairs.

When you've destroyed all Zylons in a sector, the Galactic Scanner reappears. (If you're using a second joystick, press its fire button to redisplay your Scanner at will, even during battle.) To hyperwarp to another quadrant, move the StarCruiser to a sector with an Exit and

press the fire button. Choose an enemy sector from that quadrant and get going!

An alarm will ring when Zylons are attacking a Federation Planet in your quadrant, or you'll spot the attack on your Galactic Scanner (the planet will flash). You've got 40 seconds to save the planet. If you fail, the whole quadrant regresses into a Red Zone, and joystick control is reversed. Watch it!

When your fuel gets critically low, another alarm buzzes. Hyperwarp to a Federation Planet as soon as you can for refueling. Dock in a Docking Bay by flying into it, to refuel and repair any damage to your StarCruiser. If you run out of fuel, your StarCruiser explodes.

Battle gets increasingly fast and furious as the game goes on. You must continue to search for Solaris while destroying all enemy ships. You'll know Solaris when you find it—it's the only blinking planet in the galaxy.

The game ends when all your ships are destroyed or you reach Solaris. Press **[Reset]**, then the fire button, to play again.

## Strategy

Map your progress! It will help you find Solaris more quickly.

Try to keep your StarCruiser in focus during hyperwarp. The better job you do at focusing, the less fuel you waste. When you arrive in the enemy sector you'll also be closer to the Zylon fleet.

Destroy the enemy closest to Federation Planets first.

Save fuel in an enemy sector by blasting at neutral planets only to avoid colliding with them.

Don't shoot your Docking Bays or you'll turn the quadrant into a Red Zone.

## Good Guys



**Solaris** is the only blinking Federation Planet in the galaxy. Watch your Scanner to find it.



**Federation Planets** can't defend themselves from Zylons. When the enemy destroys one, the whole quadrant turns into a Red Zone. To rescue your planet you have to blast all Zylons off it. If you don't, a whole new fleet attacks.



**Space Cadets** are stranded on Zylon Planets. Fly over them to pick them up. Rescuing all Cadets on a planet earns you 8,000 points, an extra fighter, and blows up the planet. (Ignore Space Cadets on Federation Planets—they're just waving at you.)



**Docking Bays** are where you refuel and repair damage to the StarCruiser. Find them on Federation Planets.



Hyperwarp through a **Wormhole** to jump over a wall of Star Clusters in the Galactic Scanner.

## Bad Guys



Hyperwarp to **Zylon Planets**. Rescuing all Space Cadets stranded there blows up the planet and earns you a bonus fighter and points.

### COR



**Corridors** are tricky. **Guardians** protect the entrance and won't shoot unless you shoot first. Once inside a Corridor, you must fly over the **Key** (and blast some Guardians) to gain safe passage through the Ion Doors. If you make it through, another Zylon planet blows and you earn 8,000 points!



**Blockaders** are space minefields. Dodge 'em or shoot 'em.



**Attack Groups** contain Mechnoids, FlagShips, and a smattering of Kogalon Star Pirates.



**Kogalon Star Pirates** attack Federation and Zylon ships alike. They hang back, then take pot shots. They'll also make sweeping runs to ram your ship. Look out!



Vicious **Cobra Ships** are sent out to persuade you to vacate a sector.



Big, clumsy **FlagShips** send out Distractors as defenders. They also shoot Federation Ships. A FlagShip's direct hit will destroy your StarCruiser.



**Distractors** are fast but carry little firepower. You lose fuel when hit by one.



**Mechnoids** are easy targets at first, then get nastier. These mechanical ash cans like to move up close or just off to one side, then pow!



**Gliders** have a slippery, sliding-gliding motion.



**Raiders** attack Federation Planets.



**Targeters** come right at you.

# Scoring

Making it through a Corridor .....	8,000 points
Rescuing all Cadets on a Zylon Planet .....	8,000 points
FlagShip .....	500 points
Raider .....	400 points
Kogalon Star Pirate .....	320 points
Targeter .....	320 points
Glider .....	320 points
Mechnoid .....	300 points
Blockader .....	260 points
Cobra Ship .....	80 points
Guardian .....	60 points
Distractor .....	20 points

When you rescue all Space Cadets on a Zylon Planet, you earn an extra StarCruiser and blow up the planet. You blow up another Zylon Planet when you make it safely through a Corridor.



Reproduction of this document or any portion of its contents is not allowed without the specific written permission of Atari Corp.

Every effort has been made to ensure the accuracy of the product documentation in this manual. However, because we are constantly improving and updating our computer software and hardware, Atari Corp. is unable to guarantee the accuracy of printed material after the date of publication and disclaims liability for changes, errors, and omissions.

ATARI, 2600, and 7800 are trademarks or registered trademarks of Atari Corp.  
Solaris is a trademark of Douglas Neubauer.

Copyright © 1986, Douglas Neubauer. All Rights Reserved.

Copyright © 1988, Atari Corp., Sunnyvale, CA 94086  
All Rights Reserved.

Printed in Hong Kong  
CO19741-136/A Rev. A  
WA-TA 1988.7