



## WARNINGS Read Before Using Your Sega Dreamcast Video Game System

### CAUTION

Anyone who uses the Sega Dreamcast should read the operating manual for the software and console before operating them. A responsible adult should read these manuals together with any minors who will use the Sega Dreamcast before the minor uses it.

### HEALTH AND EPILEPSY WARNING

Some small number of people are susceptible to epileptic seizures or loss of consciousness when exposed to certain flashing lights or light patterns that they encounter in everyday life, such as those in certain television images or video games. These seizures or loss of consciousness may occur even if the person has never had an epileptic seizure.

If you or anyone in your family has ever had symptoms related to epilepsy when exposed to flashing lights, consult your doctor prior to using Sega Dreamcast.

In all cases, parents should monitor the use of video games by their children. If any player experiences dizziness, blurred vision, eye or muscle twitches, loss of consciousness, disorientation, any involuntary movement or convulsion, IMMEDIATELY DISCONTINUE USE AND CONSULT YOUR DOCTOR BEFORE RESUMING PLAY.

To reduce the possibility of such symptoms, the operator must follow these safety precautions at all times when using Sega Dreamcast:

- Sit a minimum of 6.5 feet away from the television screen. This should be as far as the length of the controller cable.
- Do not play if you are tired or have not had much sleep.
- Make sure that the room in which you are playing has all the lights on and is well lit.
- Stop playing video games for at least ten to twenty minutes per hour. This will rest your eyes, neck, arms and fingers so that you can continue comfortably playing the game in the future.

### OPERATING PRECAUTIONS

To prevent personal injury, property damage or malfunction:

- Before removing disc, be sure it has stopped spinning.
- The Sega Dreamcast GD-ROM disc is intended for use exclusively on the Sega Dreamcast video game system. Do not use this disc in anything other than a Sega Dreamcast console, especially not in a CD player.
- Do not allow fingerprints or dirt on either side of the disc.
- Avoid bending the disc. Do not touch, smudge or scratch its surface.
- Do not modify or enlarge the center hole of the disc or use a disc that is cracked, modified or repaired with adhesive tape.
- Do not write on or apply anything to either side of the disc.
- Store the disc in its original case and do not expose it to high temperature and humidity.
- Do not leave the disc in direct sunlight or near a radiator or other source of heat.
- Use lens cleaner and a soft dry cloth to clean disc, wiping gently from the center to the edge. Never use chemicals such as benzene and paint thinner to clean disc.

### PROJECTION TELEVISION WARNING

Still pictures or images may cause permanent picture tube damage or mark the phosphor of the CRT. Avoid repeated or extended use of video games on large-screen projection televisions.

### SEGA DREAMCAST VIDEO GAME USE

This GD-ROM can only be used with the Sega Dreamcast video game system. Do not attempt to play this GD-ROM on any other CD player; doing so may damage the headphones and/or speakers. This game is licensed for home play on the Sega Dreamcast video game system only. Unauthorized copying, reproduction, rental, public performance of this game is a violation of applicable laws. The characters and events portrayed in this game are purely fictional. Any similarity to other persons, living or dead, is purely coincidental.

# CONTENTS

Getting Started	2
The Story	3
The Main Menu	4-5
Control Instructions	6-7
Controller	8-9
Details of Available Subs, Weapons & Tools	10-12
Defense Force Weapons	13-14
Defense Force Tools	15-16
Character	17-18
Credits	19

## GETTING STARTED

### STARTING UP

Never touch the ANALOG THUMB PAD or L/R TRIGGERS while turning the Main Unit POWER button ON. Doing so may disrupt the controller initialization procedure and result in malfunction.

1. Insert your DEEP FIGHTER Sega Dreamcast Specific Disc 1 into your Sega Dreamcast Console.
2. Plug in the Sega Dreamcast controller into Controller Port A.
3. Switch on your power to your Sega Dreamcast Unit.

To return to the title screen at any point during game play, simultaneously press and hold the A, B, X, Y and START BUTTONS. This will cause the Sega Dreamcast Console to soft-reset the software and display the title screen.

**NOTE:** The DEEP FIGHTER Sega Dreamcast Specific Disc 1 must ALWAYS be used to start up the game. At times during play you will be asked to remove the DEEP FIGHTER Sega Dreamcast Specific Disc 1 and replace it with the DEEP FIGHTER Sega Dreamcast Specific Disc 2. Follow the on-screen instructions to perform this operation.

If you remove the active controller after starting the game it must be re-inserted in the SAME controller port from which it was removed, before the game will resume.

## THE STORY

### INTRODUCTION

"We know that you're a good pilot, and that you are not afraid of anything. The Admiral thinks that you have what it takes to be a Deep Fighter."

Deep below the ocean an underwater civilization is fighting to survive the dual threat of deadly enemies and the impending destruction of their landscape.

As a Cadet, fresh from the Academy, you take on perilous missions as you fight to save your civilization. In DEEP FIGHTER you take on the role of MORAY 2, a pilot just out of the Academy. You are assigned to protect this colony from multiple threats and the natural dangers of a crumbling landscape. Your ultimate objective: to construct a giant Mothership that will transport your civilization safely away from these hostile waters.

You receive your first mission in the briefing room.

## THE MAIN MENU

ALL the menus can be navigated using the DIRECTION BUTTON to scroll between menu items, the A BUTTON (confirm) to select menu items and the B BUTTON (back) to cancel menu selections and return to the previous menu.

### Start New Game:

On starting a new game, you will be presented with a VMU select screen. If you wish to save your progress during the game, ensure that you have a VMU with 4 free blocks inserted. Use the Direction Button or the Analog Thumb Pad to select the VMU you wish to save to and then continue. Once selected, your progress will be automatically saved.

### Load Game:

This will bring up the VMU select screen, where you can use the Direction Button or the Analog Thumb Pad to select a VMU and a file that you wish to load from.

### Options:

Displays the following options menu:

**SUBTITLES (ON/OFF Game):** Turn the in-game subtitles On & Off Game (Game turns off just the briefing subtitles).

**STEREO (ON/OFF):** Turn the Stereo option for sound On & Off.

**SFX VOLUME (Slider):** Adjust the volume of the in-game sound effects.

**MUSIC VOLUME (Slider):** Adjust the volume of the music.

**SPEECH VOLUME (Slider):** Adjust the volume of the in-game speech.

**OK:** Confirm changes.

**CANCEL:** Cancel changes.

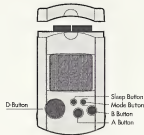
### Credits:

This will display the game credits.

#### NOTE:


Do not remove the VMU while the auto-save is in progress. If the VMU is removed while the auto-save is in progress, you must re-insert the VMU.

**Warning:** You need a Visual Memory Unit (VMU) to save files. Do NOT turn off the power, and do not remove the VMU or the controller(s) while saving. Deep Fighter™ requires 4 free blocks to save game files.



# CONTROL INSTRUCTIONS

## Heads-Up Display (HUD)

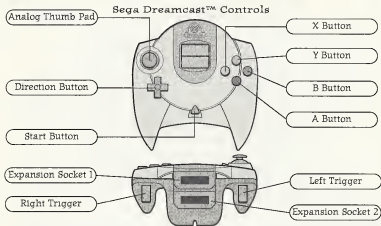


- Threat Lock:** Displays a yellow diamond around any non-organic threats that are near to the player. The number below the diamond indicates the distance from the sub to the object. When using torpedoes the diamond will change to a circle when the threat is in range.
- Shields:** Displays the shield level of the player's fighter sub.
- Pitch Indicator:** Two horizontal lines either side of the roll indicator that display the pitch angle (nose down or nose up) of the fighter sub.
- Weapon Ammo:** Displays the level of remaining ammunition for the currently selected weapon.

- Mission Waypoint:** In game display of the mission waypoint indicator is a blue diamond. This is set automatically by the sub computer depending on the current mission. The number below the diamond indicates the distance from the sub to the waypoint.
- Roll Indicator:** A crosshair that graphically displays the relative position of the horizon to the orientation of the fighter sub.
- 3D Radar:** Displays objects such as vehicles (manned or unmanned), beacons and so forth in a radius of 500 units around the player
- Non-organic threats are highlighted yellow.
  - Non-organic friendlies are green.
  - Cargo drones are orange.
  - Repair droids are white.
  - Beacons are purple.
  - Circles indicating the direction of both blue and white (user defined) waypoint markers are also included.

- Waypoint Indicator:** In game display of the player's custom waypoint indicator is a white diamond. This is set in the map screen using the Right Trigger. The number below the diamond indicates the distance from the sub to the waypoint.
- Message System:** Displays subtitles for all messages received by your fighter sub.
- Tool Ammo:** Displays a relevant level for the currently selected tool. For example when the "ORS" is engaged (see page 15) this bar displays the level of hold space filled by collected cargo.
- Video Transmission:** Displays video footage of any character sending you a message.
- Radiation Detector:** Lights up yellow when a radiation source is detected near to your fighter sub.
- Tool Select:** Displays the currently selected tool from a scrolling list of all available tools. The selected tool will highlight in yellow when active.
- Depth Gauge:** Displays the current depth of the player sub.
- Weapon Select:** Displays the currently selected weapon from a scrolling list of all available weapons.
- Heat Detector:** Lights up yellow when a heat source is detected near your fighter sub.

# CONTROLLER



Never touch the Analog Thumb Pad or Triggers L/R while turning the Sega Dreamcast power ON. Doing so may disrupt the controller initialization procedure and result in malfunction.

**WARNING:** Do NOT move the Analog Thumb Pad or press the L/R Triggers while turning on the main power. The game controller will not calibrate properly if the Analog Thumb Pad or the L/R Triggers have been pressed. The Jump Pack can only be inserted into the second Expansion Socket of the controller.

## Movement

Y Button	Forward thrust
A Button	Backward thrust
X Button	Strafe left
B Button	Strafe right

Analog Thumb Pad: Look around

*Note. In some areas or against certain adversaries your sub will be locked into Attack Position, when this occurs your forward and backward motion is replaced by vertical (up/down) movement.*

## Other Craft Controls

D-Button Right	Cycles through all available weapons
D-Button Left	Cycles through all available tools
D-Button Down	Switch between HUD and Message History
D-Button Up	Map screen
Right Trigger	Fire current weapon
Left Trigger	Fire/activate current tool

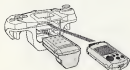
## Map Screen Controls

Right Trigger	Place custom waypoint indicator
A Button	Select object for status
X Button	Zoom out
Y Button	Zoom in
A Button + Analog Thumb Pad	When zoomed in, scroll the map around
D-Button Up	Leave map screen

### General

Start Button	Pause and bring up menu
--------------	-------------------------

### Jump Pack



## DETAILS OF AVAILABLE SUBS WEAPONS & TOOLS

### Defense Force Fighter-Subs

#### GP 1 AVENGER

The mainstay multi-purpose fighter sub of the DF fleet. Highly versatile although it has low maneuverability and low speed.



**Statistics:**

Type: Multi-Purpose Fighter Sub.

Speed:

Handling:

Shields:

Max Depth: 290

Manufacturer: McDonald Enterprises

#### GP 2 SPITFIRE

Using the police scout sub as a template the DF created the Spitfire. The Spitfire has a very short turning circle with moderate speed whilst boasting a considerable weapon payload. It also has the ability to carry and operate the Remotely Operated Vehicle (ROV).



**Statistics:**

Type: Assault Fighter (Modified Police Scout Sub.)

Speed:

Handling:

Shields:

Max Depth: 365

Sega  
© Dreamcast.

## WARRANTY REGISTRATION

NOTE: You may also register by phone (415) 547-4028 / fax (415) 547-4001 or on

Name \_\_\_\_\_

Address \_\_\_\_\_

City \_\_\_\_\_ State \_\_\_\_\_ Zip \_\_\_\_\_

E-Mail Address \_\_\_\_\_ Phone \_\_\_\_\_

Where did you purchase your copy of Deep Fighter?

\_\_\_\_\_

Which gaming publications do you read?

\_\_\_\_\_

Which gaming consoles do you own/plan to buy within the next 6 months?

Nintendo® 64  PlayStation® game console

other \_\_\_\_\_

FI

## GP 1 INFORMATION CARD

The n  
has lc the web at [www.ubisoft.com](http://www.ubisoft.com)

Apt. # \_\_\_\_\_

Sex \_\_\_\_\_ Age \_\_\_\_\_

## GP 2

Using  
very s  
paylo

# DEEP FIGHTER

Sti  
or  
cisi

Manufacturer: Original design- McDonald Enterprises  
Modified by- Jenkins Engineering Solutions.

## GP 3 TORNADO

The Tornado military sub is the Elite fighter sub of the DF fleet. Its exceptional performance ensures that any experienced pilot will choose it above any other. It sacrifices tool compatibility, for more weapons, more maneuverability and speed.

### Statistics:

Type:	Superiority Fighter Sub
Speed:	●●●●●○
Handling:	●●●●●○
Shields:	●●●●●○
Max Depth:	350
Manufacturer:	Defense Force Engineering & Rendle Electronics



## GP 4 IGUANA

Based upon the original scout fighter used during the Colonial Wars, this upgraded version is equally at home on land as below water. Its greater girth allows for a larger missile hold as well as thicker armor plating, although achieved at the expense of speed and maneuverability.

### Statistics:

Type:	Multi-Purpose Amphibious Scout Fighter
Speed:	●●●○●○
Handling:	●●●○●○
Shields:	●●●●●○
Max Depth:	1000
Manufacturer:	Lake Industries PLC





## GP 5 WRAITH (Stealth Sub)

Very little is known of the Wraith Stealth Sub, other than it being a product of collaboration between Defense Force engineers and the scientists over at McCrea Technologies. Rumored to be completely silent in its operation, the Wraith fighter sub officially does not exist and as such has 'apparently' never been used in a combat environment.



### Statistics:

Type:	Stealth Sub
Speed:	
Handling:	
Shields:	
Max Depth:	2000
Manufacturer:	Defense Force Engineering & McCrea Technologies

## Remotely Operated Vehicle (ROV) - "Bob"

This is a small, non-manned, self-powered and remotely operated sub, which can be used to do a multitude of tasks. Its most obvious advantage is its size, getting through small spaces that the larger subs cannot. Equipped with a camera for relaying information.

Can only be equipped to the GP2 Spitfire fighter sub class. Can only be deployed in certain locations and its HUD icon will go red when it is in an unsuitable area.



### Statistics:

Type:	Remotely Operated Vehicle
Speed:	
Handling:	
Shields:	
Max Depth:	930
Manufacturer:	Defense Force Engineering

# DEFENSE FORCE WEAPONS



### Pulse Gun

By drawing small amounts of power from a Thorium generator this weapon is able to fire bolts of plasma energy at an unprecedented rate. As a consequence this is the default weapon for standard Defense Force subs.



### Stun Dart

A small dart that contains Lionfish venom, useful for stunning and slowing organic creatures.



### Puffer Torpedoes (Homing)

The player must keep the enemy within a small target area on the HUD for a second or so to achieve a lock. A hit is then almost guaranteed.



### Self Targeting-Homers

These advanced torpedoes achieve an instant lock on any suitable target. A hit is almost always guaranteed since the initial torpedo divides into 3 smaller warheads that track down and chase the enemy.



### Ripper

Standard projectile machine gun with a devastating effect. More precise than the Sarnoff with a smaller hit area, the damage it inflicts decreases over distance.



### Sarnoff

Instant multiple-hit weapon, with a wide hit area, which takes a second to reload. Powerful at close range but the damage it inflicts drops dramatically over distance.



#### Pin Gun

Fires 5 metallic pins that implant themselves into the target and explode after 3 seconds. Very powerful explosion, but the pins when fired have a slow velocity towards the foe, making it a difficult weapon to hit targets with. Best get close.



#### Rapid Pin Gun

Fast firing version of the pin gun but without the explosive charge.



#### Argon Gas Laser

Fires a single beam that can be maintained by keeping the fire key depressed. The battery that powers the laser will deplete when the laser is activated and recharges slowly when not in use.



#### Baby Mines

Small magnetic mines, these are released in-groups of five from the rear of your sub and cause chaos for chasing assailants.



#### Disk Bomb

If fired when above water, it will skip across the surface until it reaches its target. When underwater it behaves like a regular torpedo.



#### Electro Net

Released from the back of the sub, it opens up into a circular net and floats there, creating an electrified wall that sends a powerful electrical current through anything that hits it. Radar invisible.

## DEFENSE FORCE TOOLS



#### Geiger Counter

This device comes as standard with the majority of Defense Force subs. The player is able to detect nearby radiation as well as determine which direction it is coming from.



#### Object Analyzer

This system is always on. It will automatically lock onto an object that falls beneath the central crosshair. The identifier will zoom in and lock onto any relevant object; the sub computer will then display the object's name beneath the central square.



#### Object Retrieval System (ORS)

Automatically used to suck up objects (such as Thorium) from below the fighter sub. Activate the tool near a Drop Point to release the gathered cargo.



#### Magnetic Grappling Hook (MGH)

This is a combination of the defunct magnetic and grappling hook tools. Now one tool can be used for both purposes. Once the MGH has been activated it will attach itself to any suitable object automatically as long as it is in range. (When in use the camera switches to an external view.) The MGH must be retracted to dock at the city or enter the High Speed Tunnel.



#### Attractortron

There are certain types of fish (mainly foodstuffs like yellowfish) that are powerless against the Attractortron and will follow your sub around anywhere whilst it is activated.

## Flares

A standard light-emitting flare. Created with a bolt of energy, making it unlimited but with a recharge time, this object illuminates the directly surrounding area. There are three different types:



Standard - fades out after a set period.



Sticky - sticks to the wall or objects it hits.



Ricochet - bounces off walls or objects.



### Heat Indicator

This icon will highlight on the HUD when a heat danger is present. It will flash when the heat is affecting your sub's shields.

## CHARACTERS



### Admiral Lynn:

Your ranking officer, a harsh taskmaster who will reprimand you for the slightest mistake. He is well respected by his peers for always accomplishing his goals. That respect is also displayed by the cadets in his command for doing all he can to ensure their survival.



### Razz:

Razz is your group leader. She is hot-blooded, feisty and always out to prove her superiority. If you can put up with her constant sarcasm she will prove a stalwart ally.



### Deav:

Deav is a brooding, focused individual. Although an excellent pilot he has always been somewhat overshadowed by Razz, which may explain his dark, aggressive nature.



### Professor Joh:

A brilliant if eccentric scientist, Professor Joh is a key member of the Mothership research program. He can get a little flustered but pay heed to every word he says. He is very rarely wrong.

**Doctor Bokale:**

The young doctor is a lady on her way up in the governmental hierarchy. Through a mixture of raw ability and boundless enthusiasm (she can be a little too enthusiastic at times) she is now the youngest ever departmental head in recorded history.

**Shadowkin:**

The dark to your light. The Shadowkin were once part of everyday society. Looking back through the archives no explanation can be found for the fragmentation of the initial colony. Although the Shadowkin are essentially humanoid in form, they appear to have mutated in a variety of different ways. Again, at present the Defense Force has no explanation for this.

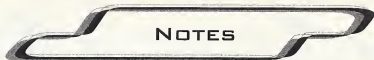
# CREDITS

**CRITERION STUDIOS**

*Lead Programmer* Marcus Lynn  
*Game Designer* Bob Churchill  
*Programmers* Steve McCrea  
 Dominic Parrott  
 Tom Williamson  
 Olly Read  
 Hamish Young  
  
*Lead Artist* Mark Rendle  
  
*Artists* Chris Healy  
 Peter Lake  
 James Kay  
  
*Music* Richard Beddow  
  
*Sound Effects* Mike Ash  
  
*Additional Programming* Dave Falley  
 Luc Van den Borre  
 Richard Thomassen  
 Mark Jennings  
 Alex Fry  
  
*Game Engine* RenderWare3®  
  
*Quality Assurance* Frank Parkinson  
 Dave Burke  
 Gavin Parker  
 Matt Cunningham  
 Neil Martin  
 Simon Crawford  
  
*Marketing* Jim Hill  
  
*Assistant Producer* James Sutherland  
  
*Project Manager* Griff Jenkins  
  
*Executive Producer* Jamie Macdonald

**UBI SOFT CREDITS**

*Code Manager* Willie Wareham  
  
*Marketing Manager* John Chowanec  
  
*Graphic Designer* Mari Sakai,  
  
*Public Relations* Sandra Yee,  
 Melanie Melton  
  
*Special thanks to:* Laurent Detoc,  
 Jay Cohen,  
 Dennis Roy,  
 Jennifer Grosling,  
 Wendy Robinson,  
 Alexandre Boutin,  
 Tats Myojo,  
 Oliver Kumpuss,  
 Mona Hamilton,  
 Dave Bamberger,  
 Kawai Carvalho,  
 Anthony Franco



NOTES

**PROOF OF PURCHASE**

Deep Fighter  
0.08888.26004.2



**UBI SOFT ENTERTAINMENT, INC. LIMITED WARRANTY**

Ubi Soft Entertainment warrants to the original purchaser that the optical media on which Deep Fighter™ is distributed is free from defects in materials and workmanship for a period of ninety (90) days from the date of purchase. This Ubi Soft, Inc. software program is sold "as is", without express or implied warranty of any kind, and Ubi Soft is not liable for any losses or damages of any kind resulting from the use of this program. Ubi Soft, Inc. agrees for a period of ninety (90) days to replace defective media free of charge, provided you return the defective item with dated proof of payment to the store from which this product was purchased. This warranty shall not be applicable and shall be void if the defect in the Ubi Soft, Inc. software product has risen through abuse, unreasonable use, mistreatment or neglect.

**LIMITATIONS** - This warranty is in lieu of all other warranties and no other representations or claims of any nature shall be binding on or obligate Ubi Soft, Inc. Any implied warranties applicable to this software product, including its quality, performance, merchantability and fitness for a particular purpose, are limited to the ninety (90) day period described above. In no event will Ubi Soft, Inc. be liable for any direct, indirect, special, incidental, or consequential damages resulting from possession, use, inability to use or malfunction of this Ubi Soft, Inc. software product or documentation, even if advised of the possibility of such damages. In no case shall Ubi Soft, Inc.'s liability exceed the amount of the license fee paid. The warranty and remedies set forth above are exclusive and in lieu of all others, oral or written, express or implied. Some states do not allow limitations as to how long an implied warranty lasts and/or exclusions of liability may not apply to you. This warranty gives you specific rights, and you may also have other rights that vary from state to state.

**TECHNICAL SUPPORT** - If you need technical assistance with this product, call us at (415)547-4028 Monday through Friday between 8:30AM and 5:30PM, Pacific Standard Time, or write to us at the address noted below. No hints, tips, or codes are available from this phone number or address.

**TO REACH US ONLINE** - Access our Web Site at <http://www.ubisoft.com>



Ubi Soft Entertainment, Inc. 625 Third Street, 3rd Floor, San Francisco, CA 94107

Ubi Soft Entertainment and the Ubi Soft logo are registered trademarks of Ubi Soft, Inc. Breakdown 2: The DB Program is a trademark of Ubi Soft Entertainment. Licensed from ESP by Ubi Soft Entertainment. Original Game © SEGA ENTERTAINMENT LTD / ESP 1998 © 1999 ESP/ST/MS. Sega, Dreamcast, and the Dreamcast logo are other registered trademarks or trademarks of Sega Enterprises Ltd. All other trademarks belong to their respective holders. All rights reserved.

**ESRB RATING**

This product has been rated by the Entertainment Software Rating Board. For information about the ESRB rating, or to comment about the appropriateness of the rating, please contact the ESRB at 1-800-771-3772.

Sega is registered with the US Patent and Trademark Office. Sega Dreamcast, the Dreamcast logo, are trademarks of SEGA. Sega of America, P.O. Box 905, San Francisco, CA 94109. All Rights Reserved. Programed in Japan. Made and printed in the USA. WARNING: Operates only with M32C televisions and Sega Dreamcast system under use or when North and South America (except Argentina, Paraguay and Uruguay). Will not operate with any other televisions or Sega Dreamcast systems. Product covered under one or more of the following U.S. Patents: 5,490,224; 5,925,276; 5,922,025; 6,024,170; 6,040,490; 6,040,491; 6,040,492; 6,040,493; 6,040,494; 6,040,495; 6,040,496; 6,040,497; 6,040,498; 6,040,499; 6,040,500; 6,040,501; 6,040,502; 6,040,503; 6,040,504; 6,040,505; 6,040,506; 6,040,507; 6,040,508; 6,040,509; 6,040,510; 6,040,511; 6,040,512; 6,040,513; 6,040,514; 6,040,515; 6,040,516; 6,040,517; 6,040,518; 6,040,519; 6,040,520; 6,040,521; 6,040,522; 6,040,523; 6,040,524; 6,040,525; 6,040,526; 6,040,527; 6,040,528; 6,040,529; 6,040,530; 6,040,531; 6,040,532; 6,040,533; 6,040,534; 6,040,535; 6,040,536; 6,040,537; 6,040,538; 6,040,539; 6,040,540; 6,040,541; 6,040,542; 6,040,543; 6,040,544; 6,040,545; 6,040,546; 6,040,547; 6,040,548; 6,040,549; 6,040,550; 6,040,551; 6,040,552; 6,040,553; 6,040,554; 6,040,555; 6,040,556; 6,040,557; 6,040,558; 6,040,559; 6,040,560; 6,040,561; 6,040,562; 6,040,563; 6,040,564; 6,040,565; 6,040,566; 6,040,567; 6,040,568; 6,040,569; 6,040,570; 6,040,571; 6,040,572; 6,040,573; 6,040,574; 6,040,575; 6,040,576; 6,040,577; 6,040,578; 6,040,579; 6,040,580; 6,040,581; 6,040,582; 6,040,583; 6,040,584; 6,040,585; 6,040,586; 6,040,587; 6,040,588; 6,040,589; 6,040,590; 6,040,591; 6,040,592; 6,040,593; 6,040,594; 6,040,595; 6,040,596; 6,040,597; 6,040,598; 6,040,599; 6,040,600; 6,040,601; 6,040,602; 6,040,603; 6,040,604; 6,040,605; 6,040,606; 6,040,607; 6,040,608; 6,040,609; 6,040,610; 6,040,611; 6,040,612; 6,040,613; 6,040,614; 6,040,615; 6,040,616; 6,040,617; 6,040,618; 6,040,619; 6,040,620; 6,040,621; 6,040,622; 6,040,623; 6,040,624; 6,040,625; 6,040,626; 6,040,627; 6,040,628; 6,040,629; 6,040,630; 6,040,631; 6,040,632; 6,040,633; 6,040,634; 6,040,635; 6,040,636; 6,040,637; 6,040,638; 6,040,639; 6,040,640; 6,040,641; 6,040,642; 6,040,643; 6,040,644; 6,040,645; 6,040,646; 6,040,647; 6,040,648; 6,040,649; 6,040,650; 6,040,651; 6,040,652; 6,040,653; 6,040,654; 6,040,655; 6,040,656; 6,040,657; 6,040,658; 6,040,659; 6,040,660; 6,040,661; 6,040,662; 6,040,663; 6,040,664; 6,040,665; 6,040,666; 6,040,667; 6,040,668; 6,040,669; 6,040,670; 6,040,671; 6,040,672; 6,040,673; 6,040,674; 6,040,675; 6,040,676; 6,040,677; 6,040,678; 6,040,679; 6,040,680; 6,040,681; 6,040,682; 6,040,683; 6,040,684; 6,040,685; 6,040,686; 6,040,687; 6,040,688; 6,040,689; 6,040,690; 6,040,691; 6,040,692; 6,040,693; 6,040,694; 6,040,695; 6,040,696; 6,040,697; 6,040,698; 6,040,699; 6,040,700; 6,040,701; 6,040,702; 6,040,703; 6,040,704; 6,040,705; 6,040,706; 6,040,707; 6,040,708; 6,040,709; 6,040,710; 6,040,711; 6,040,712; 6,040,713; 6,040,714; 6,040,715; 6,040,716; 6,040,717; 6,040,718; 6,040,719; 6,040,720; 6,040,721; 6,040,722; 6,040,723; 6,040,724; 6,040,725; 6,040,726; 6,040,727; 6,040,728; 6,040,729; 6,040,730; 6,040,731; 6,040,732; 6,040,733; 6,040,734; 6,040,735; 6,040,736; 6,040,737; 6,040,738; 6,040,739; 6,040,740; 6,040,741; 6,040,742; 6,040,743; 6,040,744; 6,040,745; 6,040,746; 6,040,747; 6,040,748; 6,040,749; 6,040,750; 6,040,751; 6,040,752; 6,040,753; 6,040,754; 6,040,755; 6,040,756; 6,040,757; 6,040,758; 6,040,759; 6,040,760; 6,040,761; 6,040,762; 6,040,763; 6,040,764; 6,040,765; 6,040,766; 6,040,767; 6,040,768; 6,040,769; 6,040,770; 6,040,771; 6,040,772; 6,040,773; 6,040,774; 6,040,775; 6,040,776; 6,040,777; 6,040,778; 6,040,779; 6,040,780; 6,040,781; 6,040,782; 6,040,783; 6,040,784; 6,040,785; 6,040,786; 6,040,787; 6,040,788; 6,040,789; 6,040,790; 6,040,791; 6,040,792; 6,040,793; 6,040,794; 6,040,795; 6,040,796; 6,040,797; 6,040,798; 6,040,799; 6,040,800; 6,040,801; 6,040,802; 6,040,803; 6,040,804; 6,040,805; 6,040,806; 6,040,807; 6,040,808; 6,040,809; 6,040,810; 6,040,811; 6,040,812; 6,040,813; 6,040,814; 6,040,815; 6,040,816; 6,040,817; 6,040,818; 6,040,819; 6,040,820; 6,040,821; 6,040,822; 6,040,823; 6,040,824; 6,040,825; 6,040,826; 6,040,827; 6,040,828; 6,040,829; 6,040,830; 6,040,831; 6,040,832; 6,040,833; 6,040,834; 6,040,835; 6,040,836; 6,040,837; 6,040,838; 6,040,839; 6,040,840; 6,040,841; 6,040,842; 6,040,843; 6,040,844; 6,040,845; 6,040,846; 6,040,847; 6,040,848; 6,040,849; 6,040,850; 6,040,851; 6,040,852; 6,040,853; 6,040,854; 6,040,855; 6,040,856; 6,040,857; 6,040,858; 6,040,859; 6,040,860; 6,040,861; 6,040,862; 6,040,863; 6,040,864; 6,040,865; 6,040,866; 6,040,867; 6,040,868; 6,040,869; 6,040,870; 6,040,871; 6,040,872; 6,040,873; 6,040,874; 6,040,875; 6,040,876; 6,040,877; 6,040,878; 6,040,879; 6,040,880; 6,040,881; 6,040,882; 6,040,883; 6,040,884; 6,040,885; 6,040,886; 6,040,887; 6,040,888; 6,040,889; 6,040,890; 6,040,891; 6,040,892; 6,040,893; 6,040,894; 6,040,895; 6,040,896; 6,040,897; 6,040,898; 6,040,899; 6,040,900; 6,040,901; 6,040,902; 6,040,903; 6,040,904; 6,040,905; 6,040,906; 6,040,907; 6,040,908; 6,040,909; 6,040,910; 6,040,911; 6,040,912; 6,040,913; 6,040,914; 6,040,915; 6,040,916; 6,040,917; 6,040,918; 6,040,919; 6,040,920; 6,040,921; 6,040,922; 6,040,923; 6,040,924; 6,040,925; 6,040,926; 6,040,927; 6,040,928; 6,040,929; 6,040,930; 6,040,931; 6,040,932; 6,040,933; 6,040,934; 6,040,935; 6,040,936; 6,040,937; 6,040,938; 6,040,939; 6,040,940; 6,040,941; 6,040,942; 6,040,943; 6,040,944; 6,040,945; 6,040,946; 6,040,947; 6,040,948; 6,040,949; 6,040,950; 6,040,951; 6,040,952; 6,040,953; 6,040,954; 6,040,955; 6,040,956; 6,040,957; 6,040,958; 6,040,959; 6,040,960; 6,040,961; 6,040,962; 6,040,963; 6,040,964; 6,040,965; 6,040,966; 6,040,967; 6,040,968; 6,040,969; 6,040,970; 6,040,971; 6,040,972; 6,040,973; 6,040,974; 6,040,975; 6,040,976; 6,040,977; 6,040,978; 6,040,979; 6,040,980; 6,040,981; 6,040,982; 6,040,983; 6,040,984; 6,040,985; 6,040,986; 6,040,987; 6,040,988; 6,040,989; 6,040,990; 6,040,991; 6,040,992; 6,040,993; 6,040,994; 6,040,995; 6,040,996; 6,040,997; 6,040,998; 6,040,999; 6,040,1000; 6,040,1001; 6,040,1002; 6,040,1003; 6,040,1004; 6,040,1005; 6,040,1006; 6,040,1007; 6,040,1008; 6,040,1009; 6,040,1010; 6,040,1011; 6,040,1012; 6,040,1013; 6,040,1014; 6,040,1015; 6,040,1016; 6,040,1017; 6,040,1018; 6,040,1019; 6,040,1020; 6,040,1021; 6,040,1022; 6,040,1023; 6,040,1024; 6,040,1025; 6,040,1026; 6,040,1027; 6,040,1028; 6,040,1029; 6,040,1030; 6,040,1031; 6,040,1032; 6,040,1033; 6,040,1034; 6,040,1035; 6,040,1036; 6,040,1037; 6,040,1038; 6,040,1039; 6,040,1040; 6,040,1041; 6,040,1042; 6,040,1043; 6,040,1044; 6,040,1045; 6,040,1046; 6,040,1047; 6,040,1048; 6,040,1049; 6,040,1050; 6,040,1051; 6,040,1052; 6,040,1053; 6,040,1054; 6,040,1055; 6,040,1056; 6,040,1057; 6,040,1058; 6,040,1059; 6,040,1060; 6,040,1061; 6,040,1062; 6,040,1063; 6,040,1064; 6,040,1065; 6,040,1066; 6,040,1067; 6,040,1068; 6,040,1069; 6,040,1070; 6,040,1071; 6,040,1072; 6,040,1073; 6,040,1074; 6,040,1075; 6,040,1076; 6,040,1077; 6,040,1078; 6,040,1079; 6,040,1080; 6,040,1081; 6,040,1082; 6,040,1083; 6,040,1084; 6,040,1085; 6,040,1086; 6,040,1087; 6,040,1088; 6,040,1089; 6,040,1090; 6,040,1091; 6,040,1092; 6,040,1093; 6,040,1094; 6,040,1095; 6,040,1096; 6,040,1097; 6,040,1098; 6,040,1099; 6,040,1100; 6,040,1101; 6,040,1102; 6,040,1103; 6,040,1104; 6,040,1105; 6,040,1106; 6,040,1107; 6,040,1108; 6,040,1109; 6,040,1110; 6,040,1111; 6,040,1112; 6,040,1113; 6,040,1114; 6,040,1115; 6,040,1116; 6,040,1117; 6,040,1118; 6,040,1119; 6,040,1120; 6,040,1121; 6,040,1122; 6,040,1123; 6,040,1124; 6,040,1125; 6,040,1126; 6,040,1127; 6,040,1128; 6,040,1129; 6,040,1130; 6,040,1131; 6,040,1132; 6,040,1133; 6,040,1134; 6,040,1135; 6,040,1136; 6,040,1137; 6,040,1138; 6,040,1139; 6,040,1140; 6,040,1141; 6,040,1142; 6,040,1143; 6,040,1144; 6,040,1145; 6,040,1146; 6,040,1147; 6,040,1148; 6,040,1149; 6,040,1150; 6,040,1151; 6,040,1152; 6,040,1153; 6,040,1154; 6,040,1155; 6,040,1156; 6,040,1157; 6,040,1158; 6,040,1159; 6,040,1160; 6,040,1161; 6,040,1162; 6,040,1163; 6,040,1164; 6,040,1165; 6,040,1166; 6,040,1167; 6,040,1168; 6,040,1169; 6,040,1170; 6,040,1171; 6,040,1172; 6,040,1173; 6,040,1174; 6,040,1175; 6,040,1176; 6,040,1177; 6,040,1178; 6,040,1179; 6,040,1180; 6,040,1181; 6,040,1182; 6,040,1183; 6,040,1184; 6,040,1185; 6,040,1186; 6,040,1187; 6,040,1188; 6,040,1189; 6,040,1190; 6,040,1191; 6,040,1192; 6,040,1193; 6,040,1194; 6,040,1195; 6,040,1196; 6,040,1197; 6,040,1198; 6,040,1199; 6,040,1200; 6,040,1201; 6,040,1202; 6,040,1203; 6,040,1204; 6,040,1205; 6,040,1206; 6,040,1207; 6,040,1208; 6,040,1209; 6,040,1210; 6,040,1211; 6,040,1212; 6,040,1213; 6,040,1214; 6,040,1215; 6,040,1216; 6,040,1217; 6,040,1218; 6,040,1219; 6,040,1220; 6,040,1221; 6,040,1222; 6,040,1223; 6,040,1224; 6,040,1225; 6,040,1226; 6,040,1227; 6,040,1228; 6,040,1229; 6,040,1230; 6,040,1231; 6,040,1232; 6,040,1233; 6,040,1234; 6,040,1235; 6,040,1236; 6,040,1237; 6,040,1238; 6,040,1239; 6,040,1240; 6,040,1241; 6,040,1242; 6,040,1243; 6,040,1244; 6,040,1245; 6,040,1246; 6,040,1247; 6,040,1248; 6,040,1249; 6,040,1250; 6,040,1251; 6,040,1252; 6,040,1253; 6,040,1254; 6,040,1255; 6,040,1256; 6,040,1257; 6,040,1258; 6,040,1259; 6,040,1260; 6,040,1261; 6,040,1262; 6,040,1263; 6,040,1264; 6,040,1265; 6,040,1266; 6,040,1267; 6,040,1268; 6,040,1269; 6,040,1270; 6,040,1271; 6,040,1272; 6,040,1273; 6,040,1274; 6,040,1275; 6,040,1276; 6,040,1277; 6,040,1278; 6,040,1279; 6,040,1280; 6,040,1281; 6,040,1282; 6,040,1283; 6,040,1284; 6,040,1285; 6,040,1286; 6,040,1287; 6,040,1288; 6,040,1289; 6,040,1290; 6,040,1291; 6,040,1292; 6,040,1293; 6,040,1294; 6,040,1295; 6,040,1296; 6,040,1297; 6,040,1298; 6,040,1299; 6,040,1300; 6,040,1301; 6,040,1302; 6,040,1303; 6,040,1304; 6,040,1305; 6,040,1306; 6,040,1307; 6,040,1308; 6,040,1309; 6,040,1310; 6,040,1311; 6,040,1312; 6,040,1313; 6,040,1314; 6,040,1315; 6,040,1316; 6,040,1317; 6,040,1318; 6,040,1319; 6,040,1320; 6,040,1321; 6,040,1322; 6,040,1323; 6,040,1324; 6,040,1325; 6,040,1326; 6,040,1327; 6,040,1328; 6,040,1329; 6,040,1330; 6,040,1331; 6,040,1332; 6,040,1333; 6,040,1334; 6,040,1335; 6,040,1336; 6,040,1337; 6,040,1338; 6,040,1339; 6,040,1340; 6,040,1341; 6,040,1342; 6,040,1343; 6,040,1344; 6,040,1345; 6,040,1346; 6,040,1347; 6,040,1348; 6,040,1349; 6,040,1350; 6,040,1351; 6,040,1352; 6,040,1353; 6,040,1354; 6,040,1355; 6,040,1356; 6,040,1357; 6,040,1358; 6,040,1359; 6,040,1360; 6,040,1361; 6,040,1362; 6,040,1363; 6,040,1364; 6,040,1365; 6,040,1366; 6,040,1367; 6,040,1368; 6,040,1369; 6,040,1370; 6,040,1371; 6,040,1372; 6,040,1373; 6,040,1374; 6,040,1375; 6,040,1376; 6,040,1377; 6,040,1378; 6,040,1379; 6,040,1380; 6,040,1381; 6,040,1382; 6,040,1383; 6,040,1384; 6,040,1385; 6,040,1386; 6,040,1387; 6,040,1388; 6,040,1389; 6,040,1390; 6,040,1391; 6,040,1392; 6,040,1393; 6,040,1394; 6,040,1395; 6,040,1396; 6,040,1397; 6,040,1398; 6,040,1399; 6,040,1400; 6,040,1401; 6,040,1402; 6,040,1403; 6,040,1404; 6,040,1405; 6,040,1406; 6,040,1407; 6,040,1408; 6,040,1409; 6,040,1410; 6,040,1411; 6,040,1412; 6,040,1413; 6,040,1414; 6,040,1415; 6,040,1416; 6,040,1417; 6,040,1418; 6,040,1419; 6,040,1420; 6,040,1421; 6,040,1422; 6,040,1423; 6,040,1424; 6,040,1425; 6,040,1426; 6,040,1427; 6,040,1428; 6,040,1429; 6,040,1430; 6,040,1431; 6,040,1432; 6,040,1433; 6,040,1434; 6,040,1435;