



GIGA WING
15 PTS.



GIGA WING
15 PTS.

TAKE IT TO THE EDGE CAPCOM EDGE


JOIN THE RANKS OF THE WORLDS GAMING ELITE AND EARN CAPCOM EDGE POINTS EVERY TIME YOU BUY THE CAPCOM GAMES YOU LOVE. COLLECT MORE POINTS AND GET ALL KINDS OF COOL STUFF LIKE T-SHIRTS, WATCHES, SUNGLASSES PORTABLE STEREOS AND OTHER CAPCOM EDGE GEAR DONT FIGHT IT! JOIN TODAY! MEMBERSHIP DETAILS INSIDE. CHECK OUT: WWW.CAPCOM.COM

CAPCOM ENTERTAINMENT, INC. 475 Galswood Parkway, Sunnyvale, CA 94088
© CAPCOM CO., LTD. 2000 © CAPCOM U.S.A., INC. 2000 ALL RIGHTS RESERVED. CAPCOM and the CAPCOM LOGO are registered trademarks of CAPCOM CO., LTD. GIGA WING and CAPCOM EDGE are trademarks of CAPCOM CO., LTD.
Sega is registered in the U.S. Patent and Trademark Office. Sega Unleashed, the Unleashed Devil, are trademarks of SEGA. Sega of America P.O. Box 7608, San Francisco, CA 94120. All Rights Reserved. Programmed in Japan. Made and printed in the USA. WARNING: Operators only with NTSC television and Sega Unleashed only as purchased in North and South America (except Argentina, Panama and Uruguay). Will not operate with any other television or Sega Unleashed systems. Product imported under order or view of the following U.S. Patents: 5,458,324; 5,525,170; 5,677,009; 5,086,173; 4,912,818; 4,804,584; 4,101,316; No. 25,128; Japanese Pat. No. 2039336. (Picture not being in U.S. and other countries). Canada Patent No. 1,103,270. The red logo icon is a trademark of the Interactive Digital Software Association.

CAPCOM
www.capcom.com

SEGA®

SEGA®



CAPCOM

EVERYONE
E
CONTENT RATED BY
ESRB

T-1289N

WARNINGS Read Before Using Your Sega Dreamcast Video Game System

CAUTION

Anyone who uses the Sega Dreamcast should read the operating manual for the software and console before operating them. A responsible adult should read these manuals together with any minors who will use the Sega Dreamcast before the minor uses it.

HEALTH AND EPILEPSY WARNING

Some small number of people are susceptible to epileptic seizures or loss of consciousness when exposed to certain flashing lights or light patterns that they encounter in everyday life, such as those in certain television images or video games. These seizures or loss of consciousness may occur even if the person has never had an epileptic seizure.

If you or anyone in your family has ever had symptoms related to epilepsy when exposed to flashing lights, consult your doctor prior to using the Sega Dreamcast.

In all cases, parents should monitor the use of video games by their children. If any player experiences dizziness, blurred vision, eye or muscle twitches, loss of consciousness, disorientation, any involuntary movement or convulsion, IMMEDIATELY DISCONTINUE USE AND CONSULT YOUR DOCTOR BEFORE RESUMING PLAY.

To reduce the possibility of such symptoms, the operator must follow these safety precautions at all times when using the Sega Dreamcast.

- Sit a minimum of 6.5 feet away from the television screen. This should be as far as the length of the controller cable.
- Do not play if you are tired or have not had much sleep.
- Make sure that the room in which you are playing has all the lights on and is well lit.
- Stop playing video games for at least ten to twenty minutes per hour. This will rest your eyes, neck, arms and fingers so that you can continue comfortably playing the game in the future.

OPERATING PRECAUTIONS

To prevent personal injury, property damage or malfunction:

- Before removing the disc, be sure it has stopped spinning.
- The Sega Dreamcast GD-ROM disc is intended for use exclusively on the Sega Dreamcast video game system. Do not use this disc in anything other than a Sega Dreamcast console, especially not in a CD player.
- Do not allow fingerprints or dirt on either side of the disc.
- Avoid bending the disc. Do not touch, smudge or scratch its surface.
- Do not modify or enlarge the center hole of the disc or use a disc that is cracked, modified or repaired with adhesive tape.
- Do not write on or apply anything to either side of the disc.
- Store the disc in its original case and do not expose it to high temperature and humidity.
- Do not leave the disc in direct sunlight or near a radiator or other source of heat.
- Use lens cleaner and a soft dry cloth to clean the disc, wiping gently from the center to the edge. Never use chemicals such as benzene and paint thinner to clean the disc.

PROJECTION TELEVISION WARNING

Still pictures or images may cause permanent picture tube damage or mark the phosphor of the CRT. Avoid repeated or extended use of video games on large screen projection televisions.

SEGA DREAMCAST VIDEO GAME USE

This GD-ROM can only be used with the Sega Dreamcast video game system. Do not attempt to play this GD-ROM on any other CD player; doing so may damage the headphones and/or speakers. This game is licensed for home play on the Sega Dreamcast video game system only. Unauthorized copying, reproduction, rental, or public performance of this game is a violation of applicable laws. The characters and events portrayed in this game are purely fictional. Any similarity to other persons, living or dead, is purely coincidental.

CAPCOM

A Special Message from CAPCOM ENTERTAINMENT

Thank you for selecting GIGA WING for your Sega Dreamcast. We at CAPCOM ENTERTAINMENT are proud to bring you this new addition to your video game library.

CAPCOM ENTERTAINMENT, INC.

475 Oakmead Parkway, Sunnyvale, CA 94086

© CAPCOM CO., LTD. 2000 ALL RIGHTS RESERVED.

© CAPCOM U.S.A., INC. 2000 ALL RIGHTS RESERVED.

CAPCOM and the CAPCOM LOGO are registered trademarks of CAPCOM CO., LTD. GIGA WING and CAPCOM EDGE are trademarks of CAPCOM CO., LTD. Sega Dreamcast and the Sega Dreamcast logos are either registered trademarks or trademarks of Sega Enterprises, Ltd. The ratings icon is a trademark of the Interactive Digital Software Association.

CAPCOM EDGE HINT LINE

Hints are available:

1-900-976-EDGE (1-900-976-3343)

\$.99 per minute for 24-hr. pre-recorded information.

\$1.35 per minute for live Game Counselor assistance.

From Canada: 1-900-677-2272 (\$1.35 per minute)

Must be 18 years or older, or have parental permission. Game Counselors available Monday - Friday 8:30 a.m. - 5:00 p.m. Pacific Time. This hint line supports games produced by CAPCOM ENTERTAINMENT, INC. only. No hints will be given on our Consumer Service line. You must have a touch-tone phone to use this service.

CAPCOM ON-LINE

<http://www.capcom.com>

Visit our website to see all the great new CAPCOM products or to check out featured games on-line! You can also e-mail us at megamail@capcom.com for technical help or to find out what's new at CAPCOM!

CONTENTS

| | |
|-----------------------------------|----|
| The Fight for Medallion | 3 |
| Sega Dreamcast™ | 4 |
| Playing a Game | 5 |
| Controls (Default) | 6 |
| Game Modes | 8 |
| Arcade | 8 |
| Score Attack | 8 |
| Option | 8 |
| Ranking | 9 |
| Save & Load | 10 |
| How to Play | 10 |
| Gallery | 10 |
| Pause Menu | 10 |
| Combat Screen | 11 |
| Items | 12 |
| Reflect Force | 12 |
| Characters | 13 |
| Sinnosuke/Raijin | 13 |
| Isha/Porchka | 13 |
| Ruby/Carmine | 14 |
| Stück/Widerstand | 14 |
| Stages | 15 |
| Capcom Edge | 16 |



GIGAWING

2



THE FIGHT FOR MEDALLION

Numerous wars have been fought since ancient times - many civilizations have emerged and disappeared. The cause of the wars is Medallion, a divine stone that brings both prosperity and destruction to humankind. Uncounted civilizations have sought it, fought for it and vanished. What they gained in their struggle for power was nothing short of annihilation!

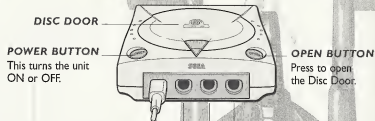
Now, in the year 2050 ...

Civilizations of the world have again resumed fighting for Medallion with powerful weapons developed with advanced technology. This has become the most explosive war in history. Four air fighters take off into the sky. Each pilot carries a stone that holds mysterious power, said to be the only way to destroy Medallion. A new chapter is about to open in the never-ending saga of the fight for Medallion.

The future will soon answer the question: will this battle be the last?

3

SEGA DREAMCAST™




Use these ports to connect the Sega Dreamcast™ controller or other peripheral equipment. From left to right are **Control Port A**, **Control Port B**, **Control Port C**, and **Control Port D**. *Giga Wing* uses Control Ports A and B for Players 1 and 2 respectively.

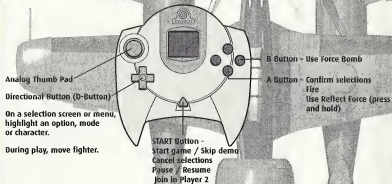
Note: Purchase an additional controller (sold separately) to play with two people.

Giga Wing is a 1-to-2 player game. Before turning the Sega Dreamcast power ON, connect the Sega Dreamcast controller(s) or other peripheral equipment into the control ports of the Sega Dreamcast.

PLAYING A GAME

1. Press **START** at the Title screen.
2. Press the Directional Button, Analog Thumb Pad or joystick \uparrow/\downarrow to select a game mode and press the **A** Button. (See more about game modes starting on page 8.)
3. Select a character and press the **A** Button. (See more about characters on pages 13-14.)
4. The game will start after a demo. When your fighters run out, a Continue screen will appear. To continue, press **START** before the countdown reaches zero.
5. At the end of a game you can input your name if you rank in the High Scores.

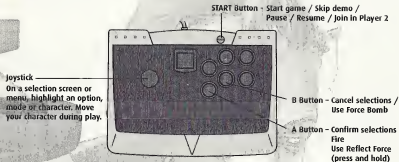


CONTROLS (Default)**SEGA DREAMCAST CONTROLLER**

On a selection screen or menu, highlight an option, mode or character.

During play, move fighter.

Never touch the Analog Thumb Pad or L/R Triggers while turning the Sega Dreamcast power ON. Doing so may disrupt the controller initialization procedure and result in malfunction. If the Analog Thumb Pad or L/R Triggers are accidentally moved while turning the Sega Dreamcast power ON, immediately turn the power OFF and then ON again, making sure not to touch the controller.

ARCADE STICK

On a selection screen or menu, highlight an option, mode or character. Move your character during play.

JUMP PACK

Giga Wing supports the Jump Pack vibration peripheral. When inserted into the Expansion Socket of a Sega Dreamcast controller or other compatible peripheral equipment, the jump pack provides a vibration effect that can considerably enhance the game play experience.

**Notes:**

- Giga Wing is a 1-to-2 player game. Connect controllers or other peripheral equipment before turning ON the Sega Dreamcast.
- To return to the Title screen at any point during game play, simultaneously press and hold the A, B, X, Y and START Buttons. This will cause the Sega Dreamcast to soft-reset the software and display the title screen.
- For both the controller and Arcade Stick, you can change the default button assignments using the Button Config option. See page 9.

GAME MODES

Choose a game mode with the Analog Thumb Pad, O-Button or joystick and press **START** or the **A** Button.

ARCADE

A perfect conversion of the original arcade game. 1 Player can play solo or 2 Players simultaneously. Between stages, view story demos with character voices. In 2 Player games, the story varies depending on the combination of characters.

SCORE ATTACK

1 player only. Choose a stage and try to get the best score. Your score ranking is recorded separately from your Arcade Mode ranking. During play:

- You have an unlimited number of fighters.
- The Score Multiplier will increase as long as your fighter stays alive and you do not use a Force Bomb. If your fighter is destroyed or you use a Force Bomb, the Score Multiplier is reset.
- When you beat the boss enemy, your score appears on the Result screen and you return to the Title screen.

OPTION

Adjust various settings. Select an item with the Analog Thumb Pad, O-Button or joystick \uparrow/\downarrow and adjust with \leftarrow/\rightarrow .

- **DIFFICULTY** - Adjust difficulty level. The higher the number, the more difficult.
- **PLAYER STOCK** - Adjust the initial number of fighters.
- **BOMB STOCK** - Adjust the initial number of Force Bombs.



- **AUDIO** - Choose **STEREO** or **MONAURAL**.
- **YM SOUND** - Turn **YMU** sound **ON/OFF**.
- **SOUND TEST** - Sample game music and sound effects.
- **BUTTON CONFIG** - Change button assignments. Also turn Jump Pack vibration **ON/OFF**. If you choose **AUTO SHOT**, you can shoot continuously by holding the Fire button.
- **SCREEN SETUP** - Adjust screen size and position with **A/B/X/Y** Buttons. Press the **L** and **R** Triggers to reset the size.

RANKING

View current best score rankings for Arcade and Score Attack Modes.

1. Choose Arcade or Score Attack Mode.
2. If you chose Score Attack Mode, choose a stage.
3. Each Ranking screen shows up to 20 places. Use the Analog Thumb Pad, O-Button or joystick \uparrow/\downarrow to scroll.

The screen shows:

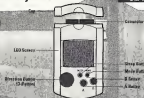
- **RANK** - Ranking.
- **TYPE** - Fighter used.
- **STAGE** - Number of stages reached.
- **SCORE** - Score in 16 digits. If the last digit is not zero (meaning the game has been continued), the score displays in red.
- **NAME** - Ranking name (up to 3 letters).
- **DIF** - Difficulty level. If settings have been changed in the Option Mode, the score displays in red. If the difficulty level is increased, the score displays in normal color.



SAVE & LOAD

Save or load ranking and option data to a VMU (Visual Memory Unit).

- SAVE** - Save your play data to an optional VMU (required for saving). **Giga Wing** uses 12 free blocks to save play data. While saving, never turn OFF the Sega Dreamcast power, remove the VMU or disconnect the controller or any peripheral.
- LOAD** - Load your play data from a VMU.



HOW TO PLAY

View the tutorial on the **Giga Wing** controls.

GALLERY

View graphics used in the game. You can unlock artwork via special events during play.

PAUSE MENU

Press **START** to pause the game and display the Pause Menu.

- SCREEN SETUP** - Adjust screen settings.
- BUTTON CONFIG.** - Change button assignments and turn Jump Pack vibration ON/OFF.
- EXIT GAME** - Quit game and return to the Title screen.



COMBAT SCREEN



- Destroy enemies with shots and avoid enemy shots. If your fighter hits an enemy or enemy shot, you lose your aircraft. If you lose all of your Fighters Remaining, your game is over.
- Use a Force Bomb when your fighter is surrounded by enemy shots or confronted with a tough enemy. When a Force Bomb is fired, your fighter becomes invincible for awhile. The number of Force Bombs is limited.
- The RF (Reflect Force) Gauge fills up when you use Reflect Force, then decreases over time. When it's empty, you can use Reflect Force again (see page 12).
- The Boss Battle Timer appears only when you are fighting a boss character. The boss will escape if you do not defeat it within a certain time.



ITEMS

When you destroy an enemy, an item sometimes appears. Fly over it to pick it up.

- [P] **POWER UP** - Enhances your fighter's attack power.
- [B] **FORCE BOMB** - Increases the number of Force Bombs Remaining.
- [IUP] **LIFE** - Increases the number of Fighters Remaining.
- **MEDAL** - Increases your Score Multiplier.

REFLECT FORCE

During a Reflect Force (RF), your fighter becomes invincible and able to repel all enemy shots. When OK! appears on the RF Gauge, you can use this special power (press and hold the A Button).



1. Hold the A Button when numerous enemy shots are approaching your fighter.

2. Reflect Force detonates ...



... and reflects the shots.

3. The reflected shots will hit enemies and numerous Medals (to increase the Score Multiplier) will appear.



CHARACTERS

SINNO SUKE

Sinnosuke is descended from a tribe that guards a powerful stone possessing the ability to summon thunder and lightning. He is on a mission to destroy the Medallion, which has caused his people to wage war among themselves. The only way to stop this madness is to disintegrate the Medallion once and for all.



RAIJIN

A well-balanced airplane that deploys a wide-shot as one of its main weapons.



ISHA


Isha has trained as a pilot all of her life. At one time, she was a famous ace fighter pilot, but she quit the Air Force to pursue peace. Since that time, Isha has lived in a spiritual community, nursing the sick and injured. Upon learning that the Medallion is causing her people to fight, she takes to the air once again in an all-out effort to destroy the powerful stone.

PORCHKA

Isha's fighter can fire up to 8 homing missiles at one time.

RUBY

Hailing from the southern continent, Ruby used to be an aerial pirate. Ashamed of her past, she foreswore her life of plunder and founded an orphanage to help children in need. This time, she's joining the or war to protect the future of all children.

**CARMINE**

The fastest of all the planes, Carmine is equipped with a forward concentration shot, putting all its firepower up front.

**STÜCK**

Now a retired doctor, Stück lost his eye in an air accident, and through his own skill replaced it with a cybernetic orb. When his wife was stricken with a terminal disease, Stück tried to use the power of a magic stone to save her. Instead, the stone transformed her into a golden statue. Now Stück fights to find a way to reverse his wife's condition.

WIDERSTAND

Stück's plane is equipped with a powerful guided bomb that can be deployed in any direction.

STAGES**VALLEY**

The stage begins with a valley at night. Break through a horde of enemies and their facilities to reveal a night view of a big city. But the peace will be instantly shattered.

LAVA

Anti-air tanks barrage your fighter with a hail of bullets. Laying in ambush deep in the lava is the battle submarine Revolving Wheel.

RAIL

Battle huge armed trains running on the rail track. Escape their furious attacks to discover a beautiful lake. The silence is broken by the Medallion running in the water. It's a trap!

FLOATING CONTINENT

Long ago, a floating continent actually flourished. Now, it's just a graveyard of ruins. The only thing left is the Machine-Goddess, a spirit of destruction whose fury was born from the loss of all her ancient worshippers.

HEAVENLY GOLD CITY

You're approaching the shrine where the Medallion is sealed. Only ancient weapons remain to block your way. The door to the forbidden shrine will open when you defeat Dimension Keeper.

Note: In Arcade Mode, the order of stages may vary depending on character combination.

VALLEY



LAVA



RAIL



FLOATING CONTINENT





TAKE IT TO THE EDGE. CAPCOM EDGE. COLLECT CAPCOM EDGE PROOF-OF-PURCHASE POINTS EVERY TIME YOU BUY ANY SPECIALLY MARKED CAPCOM GAME TO EARN AMAZING GEAR LIKE SHIRTS, GAMES OR EVEN A PORTABLE CD PLAYER! PLUS, YOU'LL BE ABLE TO WIN QUARTERLY SWEEPSTAKES WITH KILLER PRIZES - LIKE YOUR OWN SIGNATURE SIZE ARCADE MACHINE.

DON'T FIGHT IT! SIGN UP TODAY.

JUST COMPLETE THIS ENTRY FORM OR SEND A 3x5 CARD WITH YOUR NAME, ADDRESS, PHONE NUMBER AND DATE OF BIRTH, AND PARENT'S SIGNATURE (IF UNDER 18) TO:
CAPCOM EDGE 475 OAKMEAD PARKWAY, SUNNYVALE, CA 94086

Offer valid 9/1/99 to 8/31/00. Maximum 2 awards per name and/or address. To claim awards send a completed prize redemption form, Capcom Edge or Fighters Edge proof-of-purchase points (or original UPC code) and shipping and handling fees to Capcom Entertainment (see www.capcom.com for complete details). Award merchandise is subject to change and subject to availability while supply lasts. Allow 10-12 weeks for delivery items may be shipped separately. Extra points on orders will not be refunded. Points cannot be transferred or sold to another party for use for any other purpose. Capcom Edge points cannot be redeemed for cash. Capcom Entertainment may cancel, rescind or extend this offer at any time. Points are subject to verification. Only original Capcom Edge or Fighters Edge proof of purchase points or original UPC codes are valid from retail packages or from authorized Capcom Edge or Fighters Edge certificates. No reproductions allowed. Points valid only once per game purchase per person. The Capcom Edge program is valid only with current Capcom and Fighters Edge games. Those under age 18 must have parent or guardian signature to participate. The Capcom Edge program is operated by Capcom Entertainment and is open to residents of the United States and Canada (excluding Quebec). Fraudulent claims will be voided. Proof of mailing does not constitute proof of delivery. Capcom is not responsible for lost, misdirected, damaged or illegible claim forms. Certified mail is recommended for orders. Sweepstakes winners will be determined in a random drawing from registered Capcom Edge members. No purchase necessary. Odds of winning depend on number of registered Capcom Edge members. Sony Computer Entertainment America, Nintendo of America and Sega of America are in no way affiliated with this program. Employees of Capcom Entertainment, its agencies, vendors and their immediate family members are not eligible for this offer. All decisions of Capcom Entertainment or its members relating to this promotion are final. Participants agree that awards are presented on the condition: Capcom Entertainment, Sony Computer Entertainment America, Nintendo of America, Sega of America, their affiliates, subsidiaries, divisions or related companies, have no liability whatsoever for any damages, injuries, losses or expenses of any kind resulting from acceptance, possession or use of the award. Award recipient is responsible for any and all Federal, State and local taxes if necessary. Offer is only good in United States and Canada excluding Quebec. Void where prohibited by law. Other restrictions may apply. All orders must be postmarked by 8/31/00.

© CAPCOM U.S. LTD. 2000. © CAPCOM U.S.A., INC. 2000. ALL RIGHTS RESERVED. CAPCOM and the CAPCOM LOGO are registered trademarks of CAPCOM U.S. LTD. CAPCOM EDGE is a trademark of CAPCOM U.S. LTD.

CAPCOM
www.capcom.com

CREDITS

Manual Design: Harshaw Ink & Image; Marketing: Todd Thomson, Sean Mylett, Robert Johnson; Creative Services: Jennifer Beauville and Marion Clifford; Package Design: Michi Morita and Jamie Gibson; Translation: Masayuki Futumoto; PR: Melinda Mongoluzzo, Matt Atwood and Carrie Magney; Special thanks to: Tom Shirawa, Miki Takano, Bill Gardner, Robert Lindsey, Nate McKinnon Williams, Neil Robson, Kathy Schoback, Kathy Lange and Mary Galambos.

90-DAY LIMITED WARRANTY

CAPCOM ENTERTAINMENT, INC. ("CAPCOM") warrants to the original consumer that this Sega Dreamcast GD-ROM ("GD-ROM") from CAPCOM shall be free from defects in material and workmanship for a period of 90 days from date of purchase. If a defect covered by this warranty occurs during this 90-day warranty period, CAPCOM will replace the GD-ROM free of charge.

To receive this warranty service:

1. Notify the CAPCOM Consumer Service Department of the problem requiring warranty service by calling (408) 774-0400. Our Consumer Service Department is in operation from 8:30 a.m. to 5:00 p.m. Pacific Time, Monday through Friday.
2. If the CAPCOM service technician is unable to solve the problem by phone, he/she will instruct you to return the entire GD-ROM to CAPCOM freight prepaid at your own risk of damage or delivery. We recommend sending your GD-ROM certified mail. Please include your sales slip or similar proof-of-purchase within the 90-day warranty period to:

CAPCOM
Consumer Service Department
475 Oakmead Parkway
Sunnyvale, CA 94086

This warranty shall not apply if the GD-ROM has been damaged by negligence, accident, unreasonable use, modification, tampering or by other causes unrelated to the defective materials or workmanship.

REPAIRS AFTER EXPIRATION OF WARRANTY

If the GD-ROM develops a problem after the 90-day warranty period, you may contact the CAPCOM Consumer Service Department at the phone number noted previously. If the CAPCOM service technician is unable to solve the problem by phone, he/she may instruct you to return the defective GD-ROM to CAPCOM freight prepaid at your own risk of damage or delivery, enclosing a check or money for \$20.00 (U.S. funds only) payable to CAPCOM. We recommend sending your GD-ROM certified mail. CAPCOM will replace the GD-ROM, subject to the conditions above. If replacement GD-ROMs are not available, the defective product will be returned to you and the \$20.00 payment refunded.

WARRANTY LIMITATIONS

ANY APPLICABLE IMPLIED WARRANTIES, INCLUDING WARRANTIES OF MERCHANTABILITY AND FITNESS FOR A PARTICULAR PURPOSE, ARE HEREBY LIMITED TO NINETY (90) DAYS FROM THE DATE OF PURCHASE AND ARE SUBJECT TO THE CONDITIONS SET FORTH HEREIN. IN NO EVENT SHALL CAPCOM BE LIABLE FOR CONSEQUENTIAL

GIGA WING
20 PTS.



GIGA WING
20 PTS.

OR INCIDENTAL DAMAGES RESULTING FROM THE BREACH OF ANY EXPRESS OR IMPLIED WARRANTIES.

The provisions of this warranty are valid in the United States and Canada only. Some states and provinces do not allow limitations on how long an implied warranty lasts or exclusions of consequential or incidental damages, so the above limitations and exclusions may not apply to you. This warranty gives you specific legal rights, and you may have other rights, which vary from state to state or province to province.

ESRB RATING

This product has been rated by the Entertainment Software Rating Board. For information about the ESRB rating, or to comment about the appropriateness of the rating, please contact the ESRB at 1-800-771-3772.

Sega is registered in the US Patent and Trademark Office. Sega Dreamcast, the Dreamcast Swirl, are trademarks of SEGA. Sega of America, P.O. Box 7638, San Francisco, CA 94120. All Rights Reserved. Programmed in Japan. Made and printed in the USA. WARNING: Operates only with NTSC televisions and Sega Dreamcast systems purchased in North and South America (except Argentina, Paraguay and Uruguay). Will not operate with any other televisions or Sega Dreamcast systems. Product covered under one or more of the following U.S. Patents: 5,460,374; 5,625,770; 5,627,895; 5,688,173; 4,442,486; 4,454,594; 4,462,076, Pgs. 35, 839, Japanese Patent No. 2870538, (Patents pending in U.S. and other countries); Canada Patent No. 1,183,276. The things icon is a trademark of the Interactive Digital Software Association.



GIGA WING