



Dreamcast



THE BEST OF THE BEST FROM THE BEST OF THE BEST

THE BEST OF THE BEST FROM THE BEST OF THE BEST

THE BEST OF THE BEST FROM THE BEST OF THE BEST



DAYTONA USA

QUESTION

1. A patient with a long history of alcohol abuse presents with a 2-week history of weight loss, anorexia, and weakness. Physical examination shows a thin, elderly man with a dry, cracked tongue and a tremor on finger-toe testing. Laboratory studies show a serum albumin of 3.5 g/dL, a total bilirubin of 2.5 mg/dL, and a prothrombin time of 18 seconds. The patient's liver function tests are consistent with alcoholic liver disease. What is the most likely diagnosis?

- A. Primary biliary cirrhosis
- B. Nonalcoholic fatty liver disease
- C. Alcoholic liver disease
- D. Hemochromatosis
- E. Wilson disease

ANSWER

The correct answer is C. Alcoholic liver disease. The patient's history of alcohol abuse, weight loss, anorexia, and weakness, along with physical findings of a dry, cracked tongue and a tremor, are consistent with alcoholic liver disease. Laboratory studies show a serum albumin of 3.5 g/dL, a total bilirubin of 2.5 mg/dL, and a prothrombin time of 18 seconds, which are also consistent with alcoholic liver disease. Primary biliary cirrhosis is characterized by a chronic, progressive liver disease that is associated with a high level of alkaline phosphatase and a high level of gamma-glutamyl transaminase. Nonalcoholic fatty liver disease is characterized by a chronic, progressive liver disease that is associated with a high level of gamma-glutamyl transaminase and a high level of alkaline phosphatase. Hemochromatosis is a genetic disorder that is characterized by an excessive accumulation of iron in the body. Wilson disease is a genetic disorder that is characterized by an excessive accumulation of copper in the body.

EXPLANATION

Alcoholic liver disease is a chronic, progressive liver disease that is associated with a high level of gamma-glutamyl transaminase and a high level of alkaline phosphatase. The patient's history of alcohol abuse, weight loss, anorexia, and weakness, along with physical findings of a dry, cracked tongue and a tremor, are consistent with alcoholic liver disease. Laboratory studies show a serum albumin of 3.5 g/dL, a total bilirubin of 2.5 mg/dL, and a prothrombin time of 18 seconds, which are also consistent with alcoholic liver disease.

QUESTION

2. A patient with a long history of alcohol abuse presents with a 2-week history of weight loss, anorexia, and weakness. Physical examination shows a thin, elderly man with a dry, cracked tongue and a tremor on finger-toe testing. Laboratory studies show a serum albumin of 3.5 g/dL, a total bilirubin of 2.5 mg/dL, and a prothrombin time of 18 seconds. The patient's liver function tests are consistent with alcoholic liver disease. What is the most likely diagnosis?

- A. Primary biliary cirrhosis
- B. Nonalcoholic fatty liver disease
- C. Alcoholic liver disease
- D. Hemochromatosis
- E. Wilson disease

ANSWER

The correct answer is C. Alcoholic liver disease. The patient's history of alcohol abuse, weight loss, anorexia, and weakness, along with physical findings of a dry, cracked tongue and a tremor, are consistent with alcoholic liver disease. Laboratory studies show a serum albumin of 3.5 g/dL, a total bilirubin of 2.5 mg/dL, and a prothrombin time of 18 seconds, which are also consistent with alcoholic liver disease. Primary biliary cirrhosis is characterized by a chronic, progressive liver disease that is associated with a high level of alkaline phosphatase and a high level of gamma-glutamyl transaminase. Nonalcoholic fatty liver disease is characterized by a chronic, progressive liver disease that is associated with a high level of gamma-glutamyl transaminase and a high level of alkaline phosphatase. Hemochromatosis is a genetic disorder that is characterized by an excessive accumulation of iron in the body. Wilson disease is a genetic disorder that is characterized by an excessive accumulation of copper in the body.

EXPLANATION

Alcoholic liver disease is a chronic, progressive liver disease that is associated with a high level of gamma-glutamyl transaminase and a high level of alkaline phosphatase. The patient's history of alcohol abuse, weight loss, anorexia, and weakness, along with physical findings of a dry, cracked tongue and a tremor, are consistent with alcoholic liver disease. Laboratory studies show a serum albumin of 3.5 g/dL, a total bilirubin of 2.5 mg/dL, and a prothrombin time of 18 seconds, which are also consistent with alcoholic liver disease.

QUESTION

A 65-year-old man with a long history of hypertension and hyperlipidemia presents to the emergency department with a 2-day history of severe, tearing chest pain that radiates to his back. He is diaphoretic and has a heart rate of 110 beats per minute, blood pressure of 180/100 mm Hg, and oxygen saturation of 92% on 2 L of oxygen. Physical examination is otherwise unremarkable. An electrocardiogram shows sinus tachycardia with ST-segment depression in leads V1 through V4. A computed tomography scan of the chest with contrast shows a large, crescent-shaped intramural hematoma of the descending aorta. The patient is diagnosed with aortic dissection.

ANSWER

The patient's presentation is classic for aortic dissection, a life-threatening condition characterized by a tear in the inner layer of the aorta. The tearing chest pain that radiates to the back is a key feature. The physical findings of sinus tachycardia and ST-segment depression on the ECG, along with the crescent-shaped intramural hematoma on the CT scan, confirm the diagnosis. Immediate treatment is crucial to prevent further complications and mortality.

DISCUSSION

Aortic dissection is a medical emergency that requires prompt recognition and treatment. The most common type is Stanford type A, which involves the ascending aorta. In this case, the dissection is limited to the descending aorta, which is classified as Stanford type B. The pathophysiology involves a tear in the intima, allowing blood to enter the media and create a false lumen.

The patient's symptoms of tearing chest pain and radiation to the back are highly suggestive of aortic dissection. Other symptoms may include syncope, stroke, or limb ischemia, depending on the extent of the dissection. The physical findings of tachycardia and ST-segment depression are also consistent with this diagnosis.

The CT scan findings of a crescent-shaped intramural hematoma in the descending aorta are characteristic of aortic dissection. This finding, along with the clinical presentation, strongly supports the diagnosis. It is important to note that the dissection is limited to the descending aorta, which influences the choice of treatment.

Immediate treatment for aortic dissection involves aggressive blood pressure control to reduce the shear stress on the aortic wall. Beta-blockers are the first-line agents for this purpose, as they reduce heart rate and blood pressure. In this case, the patient's blood pressure is severely elevated, and rapid treatment is necessary.

For Stanford type B aortic dissection, medical management is the primary approach. This involves the use of beta-blockers and vasodilators to achieve a target blood pressure and heart rate. The goal is to reduce the pressure gradient across the dissection, thereby minimizing the risk of further tearing.

In contrast, Stanford type A aortic dissection typically requires surgical intervention. The goal of surgery is to replace the damaged portion of the aorta and prevent further dissection. In this case, the patient's dissection is limited to the descending aorta, so medical management is the preferred approach.

The patient's oxygen saturation is 92% on 2 L of oxygen, which is adequate for his condition. However, it is important to monitor his oxygen levels closely, as hypoxia can exacerbate the dissection. The patient's diaphoresis and tachycardia are also signs of sympathetic activation, which can further increase the risk of dissection.

The patient's long history of hypertension and hyperlipidemia are important risk factors for aortic dissection. These conditions can lead to structural changes in the aortic wall, making it more susceptible to tearing. It is essential to address these underlying conditions to reduce the risk of future dissections.

REFERENCES

1. American Heart Association. Aortic dissection. <http://www.heart.org>. Accessed 2010.

2. Eagle KA, Newell J, Nienaber HA, et al. Management of acute aortic dissection: a scientific statement from the American Heart Association/American College of Cardiology Joint Committee on Clinical Practice Guidelines. *Circulation*. 2003;108:2863-2872.

3. Nienaber HA, Eagle KA. Aortic dissection. *N Engl J Med*. 2003;349:1673-1684.

QUESTION

A 65-year-old man with a long history of hypertension and hyperlipidemia presents to the emergency department with a 2-day history of severe, tearing chest pain that radiates to his back. He is diaphoretic and has a heart rate of 110 beats per minute, blood pressure of 180/100 mm Hg, and oxygen saturation of 92% on 2 L of oxygen. Physical examination is otherwise unremarkable. An electrocardiogram shows sinus tachycardia with ST-segment depression in leads V1 through V4. A computed tomography scan of the chest with contrast shows a large, crescent-shaped intramural hematoma of the descending aorta. The patient is diagnosed with aortic dissection.

ANSWER

The patient's presentation is classic for aortic dissection, a life-threatening condition characterized by a tear in the inner layer of the aorta. The tearing chest pain that radiates to the back is a key feature. The physical findings of sinus tachycardia and ST-segment depression on the ECG, along with the crescent-shaped intramural hematoma on the CT scan, confirm the diagnosis. Immediate treatment is crucial to prevent further complications and mortality.

DISCUSSION

Aortic dissection is a medical emergency that requires prompt recognition and treatment. The most common type is Stanford type A, which involves the ascending aorta. In this case, the dissection is limited to the descending aorta, which is classified as Stanford type B. The pathophysiology involves a tear in the intima, allowing blood to enter the media and create a false lumen.

The patient's symptoms of tearing chest pain and radiation to the back are highly suggestive of aortic dissection. Other symptoms may include syncope, stroke, or limb ischemia, depending on the extent of the dissection. The physical findings of tachycardia and ST-segment depression are also consistent with this diagnosis.

The CT scan findings of a crescent-shaped intramural hematoma in the descending aorta are characteristic of aortic dissection. This finding, along with the clinical presentation, strongly supports the diagnosis. It is important to note that the dissection is limited to the descending aorta, which influences the choice of treatment.

Immediate treatment for aortic dissection involves aggressive blood pressure control to reduce the shear stress on the aortic wall. Beta-blockers are the first-line agents for this purpose, as they reduce heart rate and blood pressure. In this case, the patient's blood pressure is severely elevated, and rapid treatment is necessary.

For Stanford type B aortic dissection, medical management is the primary approach. This involves the use of beta-blockers and vasodilators to achieve a target blood pressure and heart rate. The goal is to reduce the pressure gradient across the dissection, thereby minimizing the risk of further tearing.

In contrast, Stanford type A aortic dissection typically requires surgical intervention. The goal of surgery is to replace the damaged portion of the aorta and prevent further dissection. In this case, the patient's dissection is limited to the descending aorta, so medical management is the preferred approach.

The patient's oxygen saturation is 92% on 2 L of oxygen, which is adequate for his condition. However, it is important to monitor his oxygen levels closely, as hypoxia can exacerbate the dissection. The patient's diaphoresis and tachycardia are also signs of sympathetic activation, which can further increase the risk of dissection.

The patient's long history of hypertension and hyperlipidemia are important risk factors for aortic dissection. These conditions can lead to structural changes in the aortic wall, making it more susceptible to tearing. It is essential to address these underlying conditions to reduce the risk of future dissections.

REFERENCES

1. American Heart Association. Aortic dissection. <http://www.heart.org>. Accessed 2010.

2. Eagle KA, Newell J, Nienaber HA, et al. Management of acute aortic dissection: a scientific statement from the American Heart Association/American College of Cardiology Joint Committee on Clinical Practice Guidelines. *Circulation*. 2003;108:2863-2872.

3. Nienaber HA, Eagle KA. Aortic dissection. *N Engl J Med*. 2003;349:1673-1684.

1. Introduction
The first part of the document discusses the importance of maintaining accurate records and the role of the auditor in this process. It highlights the need for transparency and accountability in financial reporting.

2. Scope of the Audit
This section outlines the specific areas that have been audited, including the balance sheet, income statement, and cash flow statement. It also mentions the period covered by the audit.

3. Methodology
The auditor has used a combination of analytical procedures and detailed testing to verify the accuracy of the financial statements. This includes reviewing source documents and performing substantive tests.

4. Findings
The audit has identified several areas where the financial statements do not fully comply with the applicable accounting standards. These findings are detailed in the following sections.

5. Recommendations
Based on the findings, the auditor has provided recommendations to improve the internal controls and the accuracy of the financial reporting process. These include strengthening the segregation of duties and enhancing the documentation of transactions.

6. Conclusion
In conclusion, the auditor has provided an opinion on the financial statements based on the audit findings. The overall financial position of the entity appears to be sound, but the identified issues need to be addressed to ensure full compliance with the standards.

6.1. Revenue Recognition
The audit identified instances where revenue was recognized prematurely, before the goods had been delivered to the customer. This is a violation of the revenue recognition principle.

6.2. Expense Accruals
There were several accrued expenses that were not recorded at the end of the reporting period, leading to an understatement of liabilities.

6.3. Inventory Valuation
The valuation of inventory was found to be incorrect due to the failure to adjust for obsolescence and damaged goods.

7. Management's Response
Management has acknowledged the findings and has committed to implementing the recommended changes to the internal controls. They have also provided a plan to correct the identified errors in the financial statements.

8. Auditor's Report
The auditor's report is issued in accordance with the applicable auditing standards. It provides a clear and concise summary of the audit findings and the auditor's opinion on the financial statements.

9. Appendix
The appendix contains detailed information regarding the audit procedures performed, the sample sizes used, and the specific findings related to each area of concern.

10. Contact Information
For further information or to discuss the findings, please contact the auditor at the address provided below.

11. Management's Acknowledgment
Management has reviewed and approved the findings of the audit. They have agreed to take the necessary steps to address the issues identified and to ensure that the financial statements are accurate and reliable.

12. Auditor's Signature
The audit was performed by the undersigned auditor, who is duly qualified and independent of the entity being audited.

13. Date of Report
The audit report is dated as of the date of the final audit procedures.

14. Additional Information
The auditor has no other information to report regarding the financial statements of the entity.

15. Notes
The following notes provide additional details regarding the audit findings and the auditor's recommendations.

16. Final Remarks
The auditor believes that the financial statements, as presented, are a true and fair view of the financial position and performance of the entity.

QUESTION

A 65-year-old man with a long history of hypertension and hyperlipidemia presents to the emergency department with a 2-day history of severe, tearing chest pain that radiates to his back. He is diaphoretic and has a heart rate of 100 beats per minute, blood pressure of 180/100 mm Hg, and oxygen saturation of 92% on 2 L of oxygen. Physical examination is otherwise unremarkable. ECG shows sinus tachycardia with ST-segment depression in leads V1-V4. Laboratory studies show a troponin I level of 0.15 ng/mL and a D-dimer level of 1.2 µg/mL. A CT scan of the chest with contrast shows a filling defect in the descending aorta, consistent with aortic dissection. The patient is started on intravenous beta-blockers and is transferred to the intensive care unit for further management.

ANSWER

The patient's presentation is highly suggestive of aortic dissection, a life-threatening condition that requires prompt recognition and treatment. The tearing chest pain, radiating to the back, is a classic symptom of this condition. The physical examination findings, including tachycardia and hypertension, further support this diagnosis. The ECG changes and laboratory studies, including the elevated troponin I and D-dimer levels, are also consistent with aortic dissection. The CT scan findings confirm the diagnosis, showing a filling defect in the descending aorta. The patient's management with intravenous beta-blockers is appropriate to reduce the shear stress on the aortic wall and prevent further dissection.

DISCUSSION

Aortic dissection is a medical emergency characterized by a tear in the inner layer of the aorta, allowing blood to flow into the wall of the vessel. This can lead to the formation of a false lumen and eventually to aortic rupture or stroke. The most common type of aortic dissection is the Stanford type A, which involves the ascending aorta. The patient's symptoms, including severe, tearing chest pain that radiates to the back, are highly suggestive of this condition. The physical examination findings, including tachycardia and hypertension, are also consistent with aortic dissection. The ECG changes, including ST-segment depression in leads V1-V4, and the laboratory studies, including the elevated troponin I and D-dimer levels, further support this diagnosis. The CT scan findings, showing a filling defect in the descending aorta, confirm the diagnosis. The patient's management with intravenous beta-blockers is appropriate to reduce the shear stress on the aortic wall and prevent further dissection.

REFERENCES

1. American Heart Association. Aortic dissection. <http://www.heart.org>.
2. National Heart, Lung, and Blood Institute. Aortic dissection. <http://www.nlm.nih.gov/medlineplus/aorticdissection.html>.
3. American College of Chest Physicians. Aortic dissection. <http://www.chestnet.org>.

QUESTION

A 65-year-old man with a long history of hypertension and hyperlipidemia presents to the emergency department with a 2-day history of severe, tearing chest pain that radiates to his back. He is diaphoretic and has a heart rate of 100 beats per minute, blood pressure of 180/100 mm Hg, and oxygen saturation of 92% on 2 L of oxygen. Physical examination is otherwise unremarkable. ECG shows sinus tachycardia with ST-segment depression in leads V1-V4. Laboratory studies show a troponin I level of 0.15 ng/mL and a D-dimer level of 1.2 µg/mL. A CT scan of the chest with contrast shows a filling defect in the descending aorta, consistent with aortic dissection. The patient is started on intravenous beta-blockers and is transferred to the intensive care unit for further management.

ANSWER

The patient's presentation is highly suggestive of aortic dissection, a life-threatening condition that requires prompt recognition and treatment. The tearing chest pain, radiating to the back, is a classic symptom of this condition. The physical examination findings, including tachycardia and hypertension, further support this diagnosis. The ECG changes and laboratory studies, including the elevated troponin I and D-dimer levels, are also consistent with aortic dissection. The CT scan findings confirm the diagnosis, showing a filling defect in the descending aorta. The patient's management with intravenous beta-blockers is appropriate to reduce the shear stress on the aortic wall and prevent further dissection.

DISCUSSION

Aortic dissection is a medical emergency characterized by a tear in the inner layer of the aorta, allowing blood to flow into the wall of the vessel. This can lead to the formation of a false lumen and eventually to aortic rupture or stroke. The most common type of aortic dissection is the Stanford type A, which involves the ascending aorta. The patient's symptoms, including severe, tearing chest pain that radiates to the back, are highly suggestive of this condition. The physical examination findings, including tachycardia and hypertension, are also consistent with aortic dissection. The ECG changes, including ST-segment depression in leads V1-V4, and the laboratory studies, including the elevated troponin I and D-dimer levels, further support this diagnosis. The CT scan findings, showing a filling defect in the descending aorta, confirm the diagnosis. The patient's management with intravenous beta-blockers is appropriate to reduce the shear stress on the aortic wall and prevent further dissection.

REFERENCES

1. American Heart Association. Aortic dissection. <http://www.heart.org>.
2. National Heart, Lung, and Blood Institute. Aortic dissection. <http://www.nlm.nih.gov/medlineplus/aorticdissection.html>.
3. American College of Chest Physicians. Aortic dissection. <http://www.chestnet.org>.

QUESTION
A company is considering a new investment project. The project has a life of 5 years and requires an initial investment of \$100,000. The project is expected to generate cash flows of \$20,000 per year for the first 3 years and \$30,000 per year for the next 2 years. The company's cost of capital is 10%. Calculate the NPV of the project.

- ANSWER**
- 1. Calculate the present value of the cash flows for each year.
 - 2. Subtract the initial investment from the sum of the present values of the cash flows.

QUESTION
A company is considering a new investment project. The project has a life of 5 years and requires an initial investment of \$100,000. The project is expected to generate cash flows of \$20,000 per year for the first 3 years and \$30,000 per year for the next 2 years. The company's cost of capital is 10%. Calculate the NPV of the project.

- ANSWER**
- 1. Calculate the present value of the cash flows for each year.
 - 2. Subtract the initial investment from the sum of the present values of the cash flows.

QUESTION

ANSWER

QUESTION

ANSWER

THESE ARE THE MAIN PARTS OF THE SYSTEM WHICH ARE USED TO CONTROL THE SYSTEM.

SYSTEM COMPONENTS



Input	Central Processing Unit	Output
Memory	Control Unit	Storage
Communication	Power Supply	Peripherals

THESE ARE THE MAIN PARTS OF THE SYSTEM WHICH ARE USED TO CONTROL THE SYSTEM.

THE OPERATIONAL STRUCTURE



Input	Central Processing Unit	Output
Memory	Control Unit	Storage
Communication	Power Supply	Peripherals

THESE ARE THE MAIN PARTS OF THE SYSTEM WHICH ARE USED TO CONTROL THE SYSTEM.



000000

000000 000000 000000 000000
 000000 000000 000000 000000 000000

000000 000000 000000 000000 000000
 000000 000000 000000 000000 000000

000000 000000 000000 000000 000000

000000

000000

000000 000000 000000 000000

000000 000000

000000

000000 000000 000000 000000 000000

000000 000000 000000 000000 000000 000000

000000 000000

000000 000000 000000 000000

000000

000000 000000 000000 000000 000000 000000
 000000 000000 000000 000000 000000 000000

000000 000000 000000 000000 000000 000000
 000000 000000 000000 000000 000000 000000

000000 000000 000000 000000 000000 000000
 000000 000000 000000 000000 000000 000000



WINTER 2007

When you receive your copy of this magazine, you will receive a complimentary copy of the 2007-2008 Catalog of the International Brotherhood of Booksellers.



Let us know what you think of this magazine and we will be happy to send you a complimentary copy of the 2007-2008 Catalog of the International Brotherhood of Booksellers.

WINTER 2007

When you receive your copy of this magazine, you will receive a complimentary copy of the 2007-2008 Catalog of the International Brotherhood of Booksellers.



WINTER

THE
[Faded text]

[Faded text]

THE
[Faded text]

[Faded text]

THE
[Faded text]

[Faded text]

THE
[Faded text]

[Faded text]

THE
[Faded text]

[Faded text]

THE
[Faded text]

[Faded text]

THE
[Faded text]

[Faded text]

THE
[Faded text]

[Faded text]

Advertisement for a book or publication

Learn more about the book...
The book is available in paperback and hardcover...
ISBN 978-0-12-345678-9

Format	Price	Availability	Shipping
Hardcover	\$29.95	In Stock	Free
Paperback	\$19.95	In Stock	Free

ABOUT THE AUTHOR

Dr. Jane Doe is a leading expert in the field of...
She has published numerous articles and books...
Dr. Doe is currently a professor at...
Her research focuses on...
She is also a frequent speaker at...
conferences and seminars.

WHY BUY THIS

This book is essential reading for...
It provides a comprehensive overview of...
The author's insights are...
This book is a must-have for...
professionals and students alike.

FREE	FREE	FREE
Shipping	Shipping	Shipping
on orders over \$25	on orders over \$25	on orders over \$25
on orders over \$25	on orders over \$25	on orders over \$25
on orders over \$25	on orders over \$25	on orders over \$25

Learn more about the book...
The book is available in paperback and hardcover...
ISBN 978-0-12-345678-9

ABOUT THE AUTHOR

Dr. John Smith is a leading expert in the field of...
He has published numerous articles and books...
Dr. Smith is currently a professor at...
His research focuses on...
He is also a frequent speaker at...
conferences and seminars.

WHY BUY THIS

This book is essential reading for...
It provides a comprehensive overview of...
The author's insights are...
This book is a must-have for...
professionals and students alike.



Format	Price	Availability	Shipping
Hardcover	\$29.95	In Stock	Free
Paperback	\$19.95	In Stock	Free

FREE	FREE	FREE
Shipping	Shipping	Shipping
on orders over \$25	on orders over \$25	on orders over \$25
on orders over \$25	on orders over \$25	on orders over \$25
on orders over \$25	on orders over \$25	on orders over \$25

RESEARCH PROJECTS

Research projects are available in the following areas:

GENERAL STUDY

For more information on any of these projects, contact the project leader.

1. The Role of the Teacher	2. The Role of the Student
3. The Role of the Parent	4. The Role of the Society
5. The Role of the Church	6. The Role of the State
7. The Role of the Media	8. The Role of the Arts
9. The Role of the Sciences	10. The Role of the Humanities

TECHNOLOGY

For more information on any of these projects, contact the project leader.

ENVIRONMENT

For more information on any of these projects, contact the project leader.

INTERNATIONAL

For more information on any of these projects, contact the project leader.

1. The Role of the Teacher	2. The Role of the Student
3. The Role of the Parent	4. The Role of the Society
5. The Role of the Church	6. The Role of the State
7. The Role of the Media	8. The Role of the Arts
9. The Role of the Sciences	10. The Role of the Humanities

RESEARCHERS FROM ALL COUNTRIES ARE WELCOME

For more information on any of these projects, contact the project leader.

1. The Role of the Teacher	2. The Role of the Student
3. The Role of the Parent	4. The Role of the Society
5. The Role of the Church	6. The Role of the State
7. The Role of the Media	8. The Role of the Arts
9. The Role of the Sciences	10. The Role of the Humanities

CONTACT

For more information on any of these projects, contact the project leader.

ADDRESS

For more information on any of these projects, contact the project leader.

PHONE

For more information on any of these projects, contact the project leader.



For more information on any of these projects, contact the project leader.

RESEARCHERS FROM ALL COUNTRIES ARE WELCOME

For more information on any of these projects, contact the project leader.

CONTACT

For more information on any of these projects, contact the project leader.

ADDRESS

For more information on any of these projects, contact the project leader.

CONTACT

For more information on any of these projects, contact the project leader.

ADDRESS

For more information on any of these projects, contact the project leader.

PHONE

For more information on any of these projects, contact the project leader.

CONTACT

For more information on any of these projects, contact the project leader.

ADDRESS

For more information on any of these projects, contact the project leader.

PHONE

For more information on any of these projects, contact the project leader.

CONTACT

For more information on any of these projects, contact the project leader.



THE COMPANY

Our company has been a leader in the industry since 1980. We are committed to providing the highest quality products and services to our customers.



Product A	Product B	Product C
Product D	Product E	Product F
Product G	Product H	Product I

OUR SERVICES

We offer a wide range of services to meet your needs. Our experienced team is dedicated to providing exceptional customer service and support.

Service X	Service Y	Service Z
Service A	Service B	Service C
Service D	Service E	Service F



For more information, please contact us at [phone number] or visit our website at [website URL].

CONTACT US

We are always open to new ideas and partnerships. Please reach out to us if you are interested in our products or services.



Our contact information is listed below. We are committed to providing prompt and helpful responses to all inquiries.

CONTACT INFORMATION

Address	123 Main Street, Suite 456, City, State, ZIP
Phone	(555) 123-4567
Fax	(555) 987-6543
Email	info@company.com
Website	www.company.com
Hours	Monday - Friday, 9:00 AM - 5:00 PM
Language	English, Spanish, French
Services	Product A, Product B, Product C
Notes	Special offers and promotions available.

RESEARCH PROPOSALS FOR GRANTING

1998

1999

1998-1999

1999-2000

2000-2001

2001-2002

2002-2003

2003-2004

2003

2004

2005

2006

2007

2008

2009

2003-2004

2004-2005

2005-2006

2006-2007

2007-2008

2008-2009

2009-2010

2010-2011

2011-2012



RESEARCH PROPOSALS

1998-1999

2000-2001

2000

2001

2002

2003



2004-2005

2004-2005

2004

2005

2006

2006-2007

2007-2008

2008

2009

2010

2011

2012

2013

2014-2015

STRENGTHENING THE FOUNDATION OF YOUR BUSINESS

Ensure the financial health and success of your business.

FINANCIAL

Financial Statement Analysis

Learn how to analyze your financial statements to identify areas of strength and weakness. This course covers the basics of financial statement analysis, including the income statement, balance sheet, and cash flow statement.

Duration: 4 hours

Cost Control Strategies

Discover effective cost control strategies to reduce expenses and improve profitability. This course explores various cost control techniques and their impact on your business's bottom line.

Duration: 3 hours

Financial Forecasting

Learn how to create accurate financial forecasts to guide your business decisions. This course covers the fundamentals of financial forecasting, including trend analysis and budgeting.

Duration: 4 hours

Financial Statement Analysis

- Analyze the income statement to identify trends in revenue and expenses.
- Evaluate the balance sheet to assess the company's financial position.
- Examine the cash flow statement to understand the company's liquidity.

- Identify areas of strength and weakness in your financial statements.
- Develop strategies to improve financial performance.
- Apply cost control techniques to reduce expenses.

- Create accurate financial forecasts to guide business decisions.
- Use trend analysis and budgeting to track performance.
- Implement effective cost control strategies to improve profitability.

- Understand the impact of various cost control techniques on the bottom line.
- Develop a comprehensive financial forecast for your business.
- Apply financial forecasting techniques to real-world scenarios.

- Identify key financial ratios and their significance.
- Analyze the relationship between different financial statements.
- Develop a cost control plan for your business.

- Create a financial forecast that includes revenue, expenses, and cash flow.
- Use financial forecasting to make informed business decisions.
- Implement cost control strategies to improve financial performance.

MANAGING YOUR BUSINESS



Business Strategy
Learn how to develop a clear and effective business strategy to guide your company's growth and success.

Business Management
Discover essential business management techniques to optimize operations and improve productivity.



White Sneakers
 Clean, classic, and versatile. Perfect for casual outings and pairing with a variety of outfits.

White Sneakers
 Clean, classic, and versatile. Perfect for casual outings and pairing with a variety of outfits.



White Sneakers
 Clean, classic, and versatile. Perfect for casual outings and pairing with a variety of outfits.



White Sneakers
 Clean, classic, and versatile. Perfect for casual outings and pairing with a variety of outfits.



White Sneakers
 Clean, classic, and versatile. Perfect for casual outings and pairing with a variety of outfits.



White Sneakers
 Clean, classic, and versatile. Perfect for casual outings and pairing with a variety of outfits.



THE UNIVERSITY OF CHICAGO

THE UNIVERSITY OF CHICAGO
1155 EAST 58TH STREET
CHICAGO, ILLINOIS 60637



THE UNIVERSITY OF CHICAGO

THE UNIVERSITY OF CHICAGO
1155 EAST 58TH STREET
CHICAGO, ILLINOIS 60637



THE UNIVERSITY OF CHICAGO

THE UNIVERSITY OF CHICAGO
1155 EAST 58TH STREET
CHICAGO, ILLINOIS 60637



THE UNIVERSITY OF CHICAGO

THE UNIVERSITY OF CHICAGO
1155 EAST 58TH STREET
CHICAGO, ILLINOIS 60637



Merci d'avoir acheté DAYTONA USA 2001. Ce logiciel a été conçu pour une utilisation exclusive sur la console Dreamcast. Lisez attentivement ce manuel d'instructions avant de commencer à jouer.

Les commandes	42	Versus	34
Affichage du jeu	44	Résultats	36
Démarrage	46	Ralent	36
Forme de sélection	47	Options	37
Course simple	51	Page d'accueil	39
Championnat	51	Informations sur les circuits	41
Contre la montre	53	Informations sur les voitures	44

DAYTONA USA 2001 gère les cartes mémoire (Nissai Memory [NM]) vendues séparément. Reportez-vous à la p. 35 pour en savoir plus sur les fichiers de jeu. Ne jamaie déconnectez la console Dreamcast, retirez la carte mémoire ni déconnectez la manette ou tout autre périphérique lorsque vous utilisez des données.

LES COMMANDES

DAYTONA USA® 2001 se joue à un ou deux joueurs. En mode un joueur, connectez le manette dans le port de commande A. En mode deux joueurs, connectez les manettes dans les ports de commande A et B.

MANETTE DREAMCAST



Dans les menus	Déplacer le curseur Valider Annuler/retourner à l'écran précédent Modifier	<ul style="list-style-type: none"> ↑ ↓ □ ○ ← →
Au cours du jeu	Commencer/pause Piloter Accélérer Freiner Changer de vue Wheats (transmission manuelle uniquement)	Bouton Start Stick analogique Bouton analogique D Bouton analogique G Croix multidirectionnelle ↑ ↓ ○ (L) / ○ (R) / ○ (M) ○ (L) / ○ (R) / ○ (M)

Pour retourner à l'écran de titre à tout moment en cours de partie, appuyez simultanément sur les boutons **○ ○ ○ ○** et sur le bouton Start de la manette Dreamcast.

Les commandes ci-dessus sont les commandes par défaut.

Ne manipulez jamais le stick analogique ou les boutons analogiques G/D (ou ign sur le schéma) de la volant lorsque vous utilisez la console Dreamcast (interrupteur sur ON). Cela peut entraîner le problème d'effacement et risque d'entraîner des dysfonctionnements.

VOLANT (mode départ)



Dans les menus	Déplacer le curseur Valider Annuler/retourner à l'écran précédent Ajouter	<ul style="list-style-type: none"> ↑ ↓ □ ○ ← →
Au cours du jeu	Commencer/pause Piloter Accélérer Freiner Changer de vue Wheats (transmission manuelle uniquement)	Bouton Start Stick analogique Bouton analogique D Bouton analogique G ○ (L) / ○ (R) / ○ (M)

Pour retourner à l'écran de titre à tout moment en cours de partie, appuyez simultanément sur les boutons **○ ○** et sur le bouton Start du volant.

VIBRATION PACK (mode départ)

DAYTONA USA® 2001 gère le Vibration Pack. Insérez le Vibration Pack dans le port d'extension 2 de la manette Dreamcast.

Remarque : le Vibration Pack ne peut être utilisé avec le Volant.



AFFICHAGE DE JEU

COURSE SIMPLE



CHAMPIONNAT




COURSE LA MONTE




VERSUS

ICONES

ICONES DE CARTE MEMOIRE



ICONES DE VOITURE



• Les icônes de course sont affichées p. 11

- 1 Tour actuel/nombre total de tours
- 2 Temps au tour
- 3 Temps départ
- 4 Haut compteur-tours Bas , tachymètre
Droite vitesse
- 5 Position/nombre de voitures
- 6 Affichage de la circulation
- 7 Différence/meilleur temps au tour
• En mode Championnat, les points de bonus sont affichés
- 8 Circuit 9 Voiture des joueurs 10 Voiture de tête , Vitesse 11 Joueur 1 12 Joueur 2
- 13 Haut meilleur temps au tour
Centre record du tour (meilleur temps total)
Bas temps au tour actuel

Transmission



ICONES DE TRANSMISSION



ICONES DES GEMMES



ICONES DE TYPE DE COURSE



• Les icônes de course sont affichées p. 11

DEMARRAGE

ECRAN DE CARTE MEMOIRE

Une fois la console allumée, l'écran de la carte mémoire apparaît. Si vous jouez pour la première fois, suivez les instructions. L'écran peut être un nouveau fichier de sauvegarde.



Si vous avez déjà créé un fichier de sauvegarde, son contenu apparaît à l'écran. Vérifiez-le avant de commencer à jouer.



MENU DE SELECTION DU MODE

Lorsque l'écran de titre apparaît, appuyez sur le bouton Start pour afficher le menu de sélection du mode et choisissez un mode de jeu.



MODES

COURSE SIMPLE

P.51

Faites la course contre des véhicules contrôlés par l'ordinateur et presser le point de contrôle avant que le temps imparti ne soit écoulé.

CHAMPIONNAT

P.51

Quatre séries vous sont proposées (chaque série de courses de quatre courses), est un total de 16 courses. Pour gagner le championnat, vous devez accumuler des points dans chaque course.

CONTRE LA MONTRE

P.53

Le but est d'atteindre le niveau le plus élevé le plus vite. Vous avez la possibilité de courir contre une voiture fantôme.

VERSUS

P.54

Connectez les manettes aux ports de commande A et B et courrez contre un adversaire humain sur un bonnet partagé.

RESULTATS

P.55

Permet de voir les résultats et classement à chaque étape.

RALENTI

P.56

Permet de voir en ralenti les événements.

OPTIONS

P.57

Permet de modifier les différents paramètres de la partie.

PAGE D'ACCUEIL

P.60

Consultez le page d'accueil de DAYTONA LEAS-2001 pour accéder aux classements.

ECRAN DE SELECTION



Avant de jouer, vous serez invité à sélectionner le type de voiture et de circuit pour chaque mode. Sélectionnez "Voiture" ou "Circuit" et appuyez sur le bouton **○** pour afficher les options ci-dessous.

VOITURE

Sélectionnez les paramètres de votre voiture dans le menu Paramètres de voiture.



CIRCUIT

Sélectionnez les paramètres du circuit dans le menu Paramètres de circuit.



COMMENCER

Commencez la course.

ECRAN PARAMETRES DE VOITURE

SELECTIONNER

Sélectionnez la valeur que vous désirez utiliser.

ADHÉRENCE

Plus la barre est remplie, plus l'adhérence est forte.

ACCELERATION

Plus la barre est remplie, plus le niveau d'accélération est élevé.

VITESSE MAXI

Plus la barre est remplie, plus la vitesse maximale est élevée.

T/A/TM

Sélectionnez le type de transmission.

Automatique

La transmission automatique est recommandée pour les débutants.

Boîte manuelle à vitesse

La transmission manuelle est recommandée pour les joueurs chevronnés.

GOMMES

Sélectionnez le type de gomme qui vous convient le mieux.

TENDRES ASSET TENDRES NORMALES ASSET DURES DURES

Les gommes TECHNIC offrent une grande adhérence, tandis que les DURE S offrent un meilleur contrôle des dérapages.

COULEUR

Sélectionnez la couleur de la voiture.

CONFIRM

PERSONNALISÉ 1

Choisissez des couleurs personnalisées ou modifiez le paramètre de couleur (voir p. 33).

COULEUR

PERSONNALISÉ 2

COULEUR

PERSONNALISÉ 3

HANDICAP

Paramètre de handicap.

Ce paramètre est disponible en mode "Voiture". Sélectionnez "ON" pour augmenter la vitesse de la voiture qui est à la grille.

ECRAN PARAMETRES DE CIRCUIT

Sélectionnez l'un des objets ci-dessous pour faire apparaître l'écran de paramètres correspondant. À l'aide des boutons **←** et **→** modifiez les paramètres. Une fois le circuit paramétré, sélectionnez "OK" et appuyez sur le bouton **OK** pour retourner au menu de sélection.

SÉLECTIONNER

Menu de sélection pour donner un circuit.

MILLEME TEMPS AU TOUR

Le meilleur temps par tour pour le circuit.

MILLEME TEMPS POUR LE CIRCUIT

Le meilleur temps pour le circuit.

LONGUEUR DE CIRCUIT

La longueur de la course.

NB DE TOURS

Sélectionnez le nombre de tours pour la course. Selon le type de course et de circuit, le nombre de tours disponibles varie. Sélectionnez "History" pour fixer le nombre de tours par défaut.

NB VOITURES

Permet de sélectionner le nombre de voitures appartenant dans la course.

- En mode Versus, sélectionnez "Player Only" (Joueur seulement) pour une bataille entre deux joueurs.
- En mode Contre le monde, ce paramètre n'apparaît pas.

TYPE

Permet de sélectionner le type de course.

TYPE NORMAL

Course de type normal.

INVERSE

Course normale en sens inverse.

MIXED

Version mixée du type normal.

MIXED INVERSE

Une version inversée du type normal.

COURSE SIMPLE

Course contre des véhicules contrôlés par l'ordinateur et pilotés les points de contrôle avant que le temps imparti ne soit écoulé. Paramétrez votre course depuis l'écran de sélection et commencez la course.

FIN DE LA PARTIE

Si le temps imparti est écoulé avant que vous n'ayez passé le point de contrôle, vous avez perdu !

Menu de sélection F10

Début de la partie

Menu de fin de course F10

INSCRIPTION

Après la course, si vous êtes parvenu à vous placer parmi les 10 meilleurs du classement avec un nombre de tours paramétré sur "Fusion", vous pouvez créer un pseudonyme de trois lettres.



Sélectionner une lettre **←**

Vérifier **OK**

Effacer une lettre **→**

CHAMPIONNAT

Quatre séries vous sont proposées (chaque série se compose de quatre courses) sur un total de 16 courses. Pour gagner le championnat, vous devez accumuler des points dans chaque course.

Sélectionnez les données que vous voulez utiliser. Si c'est votre première partie, sélectionnez "NEW GAME" (NOUVELLE PARTIE) et donnez un nom de trois lettres.



GAGNER DES POINTS

Pour gagner des points, vous devez terminer une course.

BONUS DE CLASSAMENT

Gagnez des points en fonction de votre classement.

Place	1er	2e	3ème	4e
exemple :	3ème	4e	4ème	3e
	5ème	5e		
	etc			

BONUS PREMIERE PLACE

Réalisez une 1^{ère} place et un tour complet. C'est le meilleur moyen de rapporter des points de bonus car il vous attribue 20 leçons d'initiation.

POINT TOUT DE TOUR

CONDUCTEUR

Prenez en note pendant plusieurs tours consécutifs pour rapporter des points supplémentaires. 1 point pour chaque tour consécutif.

dur	2 tours	1 point
exemple :	3 tours	2 points
	etc	

Source : www.ign.com

CONDITIONS POUR TERMINER UNE SERIE

Reportez-vous au tableau de droite pour connaître le rang minimum nécessaire pour passer à la série suivante.

SERIE 1	CHALLENGERS CUP	5 premiers
SERIE 2	STRONG RUNNERS	5 premiers
SERIE 3	RIDY PARTY CUP	3 premiers
SERIE 4	KING OF DAYTONA	3 premiers

MENU

Après la course, l'écran de menu apparaît. Sélectionnez "EXIT" (QUITTER) pour revenir à l'écran principal.

SAUVEGARDER LA PARTIE

Appuyez à la fin de chaque série. Permet de sauvegarder vos résultats sur une carte mémoire.

POINTS DURANTS

Prenez en note pendant tout un laps de la course.

SAUVEGARDER



CONTRE LA MONTRE

Oh, véritable adversaire contre le temps ! A moins que vous n'ayez activé le paramètre Free Run (Course libre) dans les paramètres de circuit, vous devez battre le point de départ dans le temps imparti sinon c'en est fini.

ECRAN DE SELECTION DE LA VOITURE FANTOME

Réglez les paramètres de la voiture fantôme. Choisissez "EXIT" (QUITTER) pour revenir à l'écran de sélection.

COMMENCER

Commencez la course.

DONNEES DE LA DERNIERE COURSE

Utilisez les données de voiture fantôme de la course précédente. Cette option ne peut être sélectionnée si :

- c'est la première fois que vous sélectionnez le mode Contre la montre.
- vous avez choisi un circuit différent pour la course précédente.

CHARGER LA CARTE MEMOIRE

Le menu de carte mémoire apparaît. Si des données de voiture fantôme ont été sauvegardées sur votre carte mémoire, elles s'afficheront. Sélectionnez les données que vous désirez utiliser.

CHANGER LES DONNEES FANTOME

Changez les données de voiture fantôme (après une sélection préalable).

EFFACER LES DONNEES FANTOME

Effacez les données de voiture fantôme et course avec votre seule voiture sur la piste.



VERSUS

Mode 2 joueurs en écran partagé.

Après l'échec de la phase de sélection, sélectionnez

"1P/2P" (VOITURE JOUEUR 1) pour choisir le véhicule.

Joueur 1 et "2P/1P" (VOITURE JOUEUR 2) pour choisir

entièrement le jeu 2. Vous pouvez ensuite commencer la

course.

OPTION NOMBRE DE VOTURES

En mode Versus, vous avez le choix entre les options suivantes :

10 VOTURES

10 voitures participent à la course.

3 VOTURES SEULEMENT

Seuls les voitures des Joueur 1 et 2 participent à la course.



Menu de
sélection P1/P2

Début de la
partie

Menu de fin de
course P1/P2

Joueur 1

Joueur 2

MENU PAUSE

Appuyez sur le bouton Start pendant une course ou un ralenti pour afficher le menu Pause.

Utilisez les touches **←** **→** de la croix multidirectionnelle pour sélectionner un objet et validez à l'aide du bouton **↵**.



ANNULER

RECOMMENCER

TERMINER

SAUVEGARDER LE RALENTI

EXIT

Revenir à la partie.

Recommencer la course à l'endroit où vous étiez pendant la course si c'est possible dans certains modes. Lancer l'option Free Run (Course libre) est sélectionnée en mode Course à la montre, choisissez "Terminer" dans le menu Pause pour terminer la course si c'est possible pendant la course. Lancer le ralenti et revenir au MENU DE FIN DE COURSE si c'est possible pendant la course. Revenir à l'écran libre.

MENU DE FIN DE COURSE

Le Menu de Fin de course s'affiche à la fin de chaque course. Sélectionnez "EXIT" (QUITTER) pour revenir à l'écran principal.



RECOMMENCER

Permet de relancer la course.

SAUVEGARDER LE RALENTI

Permet de revenir au menu de sélection SAUVEGARDER LE RALENTI. Permet de sauvegarder le ralenti sur une carte mémoire.

SAUVEGARDER LE RALENTI

Permet de voir un ralenti de la course.

SAUVEGARDER LE RALENTI

à seulement en mode. Contre la montre. Affiche l'écran de sélection de voiture fermée.

SAUVEGARDER LE RALENTI

à seulement en mode. Contre la montre. Sauvegarde le fichier de voiture fermée depuis cette course.

SAUVEGARDE



L'écran de sélection des cartes mémoire affiche toutes les cartes mémoire disponibles. Sélectionnez la carte mémoire que vous désirez utiliser. Si la carte mémoire ne comporte pas suffisamment de blocs mémoire, vous devez d'abord utiliser les fichiers existants pour sauvegarder votre partie. Sélectionnez les fichiers à supprimer puis "YES" (OUI). Cliquez l'écran de sélection des cartes.

RESULTATS

Le menu de la ce course s'affichera à la fin de chaque course. Sélectionnez et validez "EXIT" (QUITTER) pour revenir à l'écran principal.




RALENTI


Permet de voir les fichiers de ralenti sauvegardés. Sélectionnez le fichier que vous devez charger depuis l'écran de sélection des cartes mémoire.

Si vous désirez arrêter le ralenti, appuyez sur le bouton Pause, sélectionnez "REPLUT EXIT" (QUITTER LE RALENTI) et validez à l'aide du bouton .



Microchips (Replay)



Pour les ralenti en mode "Volant", utilisez les touches  de la croix multidirectionnelle (à l'aide du volant) pour passer d'un point de vue à l'autre. Retournez à une vue en écran partagé.

OPTIONS

Permet de modifier les différents paramètres de la partie. Sélectionnez un objet pour afficher l'écran correspondant. Lorsque vous avez terminé vos réglages, sélectionnez et validez "OK" pour revenir au menu de sélection du mode.



Remarque : pendant le paramétrage des options, servez-vous du bouton  pour annuler toute modification.

CONFIGURATION DU JEU

DIFFICILITE	Paramétrisez le temps imparti pour franchir un pont de course.
APPAREILAGE DU TEMPS AU TOUR	Sélectionnez "ON" pour afficher le temps au tour pendant la course.
APPAREILAGE DU TEMPS SUR UNE SECTION DE CIRCUIT	Sélectionnez "ON" pour afficher la différence par rapport au meilleur temps.
TYPE DE VUE	Sélectionnez le type de vue de jeu (3D/2D).
SUR	Sélectionnez une sorte de type 3D ou Mono.
VOLUME MUSIQUE	Régler le volume de la musique.
MIXAGE EFFETS SONORES	Régler le volume des effets sonores.
TEST MUSIQUE	Écoutez la musique.
TEST EFFETS SONORES	Écoutez les effets sonores.
VIBRATION	Activez ou désactivez le Vibration Pack.
OK	Sauvegardez les paramètres et retournez au menu d'Options.

© 2004 Electronic Arts Inc. EA GAMES™

PARAMETRAGE DE LA MANETTE

CONFIGURATION DES TOUCHES

Permet de modifier le comportement des touches.

CALENDRIER ANALOGIQUE

Permet de régler les commandes analogiques. Paramètres chaque bouton analogique et valide à l'aide du bouton **OK**.

COULEUR

Permet de régler les commandes analogiques lorsqu'elles sont actives.

ROUE

Permet de régler les commandes analogiques lorsqu'elles sont au minimum.

SENSIBILITE

Permet d'ajuster la sensibilité de la direction.



PARAMETRAGE DE LA COULEUR DE VOITURE

SELECTIONNER

Permet de sélectionner une voiture.

COULEUR

Permet de sélectionner un fichier de couleur personnalisé.

PALETTE

Permet de sélectionner la couleur que vous voulez changer.

NUANCE

Permet de changer la couleur.

INTENSITE

Permet de régler l'intensité de la couleur.

CONTRASTE

Permet de régler le contraste de la couleur.

PAR DEFAUT

Permet de révoquer aux paramètres par défaut.

SAUVER

Permet de sauvegarder les réglages et de revenir au menu de sélection des options.



REGLAGE DE L'AFFICHAGE

Vous avez la possibilité de modifier la position de l'affichage. Servez-vous du stick analogique pour faire les réglages et validez à l'aide du bouton **OK**. Appuyez sur le bouton **OK** pour annuler. Appuyez sur le bouton analogique **D** pour faire apparaître le positionnement d'affichage par défaut.

SAUVEGARDE/CHARGEMENT

SAUVEGARDE DES DONNEES

Permet de sauvegarder un fichier de jeu.

CHARGEMENT DES DONNEES

Permet de charger un fichier de jeu.



FICHIERS DE SAUVEGARDE

Voici les types de fichiers de sauvegarde utilisés dans ce jeu. Lorsque le Drivestart est en sous-tension, un l'écran de fichier de sauvegarde, vous serez invité à en créer un. Cliquez sur les fichiers qui apparaissent à l'écran pour créer un fichier.

DONNEES DE JEU

Contient les données pour les Options et le mode Chronométré.

DONNEES DE RALENTI

Contient les données de ralenti.

DONNEES PARTIME

Contient les records en ligne. Contient les records et les données locales.



DAYTONA_CNF



DAYTONA_ROD



DAYTONA_G00

• Pour les données finales ou de ralenti, vous devez dépasser de 22 Miles/Heure.

PAGE D'ACCUEIL

Pour voir les classements, consultez la page d'accueil de DAYTONA USA 99 2001.

CLASSEMENT

Consultez les classements des autres joueurs.

Si vous faites partie du classement, vous avez la possibilité d'intégrer votre score en ligne. Vous pouvez également partager vos regards, données de volant et des données horaires.

Détails du classement:

Classement Temps total

Temps records pour chaque course en mode Course la victoire ainsi que le nombre de tours parcourus par l'opérateur.

Classement Meilleur tour

Temps records pour chaque course en mode Course la victoire et Course temps. Vous ne pouvez pas charger des données, nombre ou de vitesse.

- L'icône de la Page d'accueil sera mise à jour périodiquement. Sachant que le contenu peut être entièrement remis.
- Les fonction de sauvegarde créés avec un jeu, avec les données dont l'utilisateur n'est pas inscrit, ne peuvent être chargés pour vos classement. Si l'inscription de l'utilisateur n'est pas terminée, effacez tous les fichiers de sauvegarde de DAYTONA USA 99 2001 et réinstallez depuis le début.
- Si vous désirez partager vos classements, la page d'accueil de DAYTONA USA 99 2001 vous donnera également.
- La description des données sur Internet est disponible dans le mode de jeu V4 contenant un fichier de sauvegarde DAYTONA USA 99 2001.

COMMANDES DU NAVIGATEUR INTERNET

⬅️ ⬆️ ⬇️ ⬅️
Dossier Haut/Bas
Déplacer le curseur
⬆️
⬇️
Annuler
Navigation Internet

⬆️ ⬇️ ⬅️
Stick analogique
Croix multidirectionnelle
⬆️
⬇️
G/D

INFORMATIONS SUR LES CIRCUITS



📌 Florida Super Speedway

Ce circuit est situé dans la capitale du jeu, Las Vegas. Très clair, il est destiné aux débutants.

📌 Niveau Canyon

Ce circuit sillonne à travers un canyon profond. Il tire son nom d'un fossile de dinosaure. De niveau intermédiaire.



📌 Neo-Joe Street Circuit

Avec un départ à starting line et c'est le circuit le plus long de la série. Avec ses nombreux virages en épingle, il requiert beaucoup de technique.





Desert City

Ce circuit très technique entoure une oasis. Les dénivelés sont là pour varier les courbes.

National Park Speedway

Implanté dans le plus grand parc d'attractions du monde, ce circuit combine virages et lignes droites.



Circuit Flée

Grandes Original
Construit dans une forêt autotona perchée de fées, ce circuit est de forme ovale. Inutile de freiner si vous suivez de s'approcher à la route et de mettre les gaz !



Elbe Air Race

Grandes Original
Circuit construit sur un marais, se compose d'une série de courbes, puis d'une longue ligne droite. L'objectif : appuyer sur le démarreur !

Harvard Lake

Grandes Original
Circuit en forme de 8. Sa grande difficulté réside dans le dernier virage.



INFORMATIONS SUR LES VOITURES



HORNET

Cette voiture présente un bon compromis du point de vue de l'adhérence, de l'accélération et de la vitesse max. Elle convient pour tous les types de circuits.



GRASSHOPPER

Cette voiture a la meilleure adhérence mais son accélération et sa vitesse maximale sont moins bonnes. En cas de dérive, vous pouvez reprendre rapidement le contrôle du véhicule.



FALCON

Une voiture bien conçue qui tient bien la route. Adhérence moyenne.



LIGHTNING

Cette voiture possède une très bonne accélération ainsi qu'une vitesse maximale élevée mais son adhérence est faible. Inévitablement en ligne droite, elle est d'autant plus contrôlable dans les virages.



The first of these is the fact that the...
 second is the fact that the...
 third is the fact that the...

1	2	3	4
5	6	7	8
9	10	11	12
13	14	15	16
17	18	19	20
21	22	23	24
25	26	27	28
29	30	31	32
33	34	35	36
37	38	39	40
41	42	43	44
45	46	47	48
49	50	51	52
53	54	55	56
57	58	59	60
61	62	63	64
65	66	67	68
69	70	71	72
73	74	75	76
77	78	79	80
81	82	83	84
85	86	87	88
89	90	91	92
93	94	95	96
97	98	99	100

The first of these is the fact that the...
 second is the fact that the...
 third is the fact that the...

THE FIRST OF THESE IS THE FACT THAT THE...

... ..



...
...

... ..

... ..



...
...

... ..



1	2	3	4
5	6	7	8
9	10	11	12
13	14	15	16

Print
 Save
 Share
 Print & Save
 Print & Share
 Print & Save & Share



1	2	3	4	5
6	7	8	9	10
11	12	13	14	15
16	17	18	19	20



THE **NEW** **WORLD** **OF** **THE** **21st** **CENTURY**

... **THE** **NEW** **WORLD** **OF** **THE** **21st** **CENTURY** ...

THE **NEW** **WORLD** **OF** **THE** **21st** **CENTURY**

... **THE** **NEW** **WORLD** **OF** **THE** **21st** **CENTURY** ...



THE **NEW** **WORLD** **OF** **THE** **21st** **CENTURY**

... **THE** **NEW** **WORLD** **OF** **THE** **21st** **CENTURY** ...



THE **NEW** **WORLD** **OF** **THE** **21st** **CENTURY**

... **THE** **NEW** **WORLD** **OF** **THE** **21st** **CENTURY** ...

THE **NEW** **WORLD** **OF** **THE** **21st** **CENTURY**

... **THE** **NEW** **WORLD** **OF** **THE** **21st** **CENTURY** ...

... **THE** **NEW** **WORLD** **OF** **THE** **21st** **CENTURY** ...

... **THE** **NEW** **WORLD** **OF** **THE** **21st** **CENTURY** ...

... **THE** **NEW** **WORLD** **OF** **THE** **21st** **CENTURY** ...

... **THE** **NEW** **WORLD** **OF** **THE** **21st** **CENTURY** ...

... **THE** **NEW** **WORLD** **OF** **THE** **21st** **CENTURY** ...

... **THE** **NEW** **WORLD** **OF** **THE** **21st** **CENTURY** ...

... **THE** **NEW** **WORLD** **OF** **THE** **21st** **CENTURY** ...

... **THE** **NEW** **WORLD** **OF** **THE** **21st** **CENTURY** ...

... **THE** **NEW** **WORLD** **OF** **THE** **21st** **CENTURY** ...

... **THE** **NEW** **WORLD** **OF** **THE** **21st** **CENTURY** ...

... **THE** **NEW** **WORLD** **OF** **THE** **21st** **CENTURY** ...

... **THE** **NEW** **WORLD** **OF** **THE** **21st** **CENTURY** ...

... **THE** **NEW** **WORLD** **OF** **THE** **21st** **CENTURY** ...

... **THE** **NEW** **WORLD** **OF** **THE** **21st** **CENTURY** ...

... **THE** **NEW** **WORLD** **OF** **THE** **21st** **CENTURY** ...

... **THE** **NEW** **WORLD** **OF** **THE** **21st** **CENTURY** ...

... **THE** **NEW** **WORLD** **OF** **THE** **21st** **CENTURY** ...



RECENT RELEASES

THE GREAT ESCAPE
THE GREAT ESCAPE
THE GREAT ESCAPE

THE GREAT ESCAPE
THE GREAT ESCAPE
THE GREAT ESCAPE

THE GREAT ESCAPE
THE GREAT ESCAPE
THE GREAT ESCAPE



THE GREAT ESCAPE
THE GREAT ESCAPE
THE GREAT ESCAPE

THE GREAT ESCAPE
THE GREAT ESCAPE
THE GREAT ESCAPE

THE GREAT ESCAPE: THE DVD BOX SET

THE GREAT ESCAPE
THE GREAT ESCAPE
THE GREAT ESCAPE

THE GREAT ESCAPE
THE GREAT ESCAPE
THE GREAT ESCAPE

THE GREAT ESCAPE
THE GREAT ESCAPE
THE GREAT ESCAPE

THE GREAT ESCAPE

THE GREAT ESCAPE
THE GREAT ESCAPE
THE GREAT ESCAPE

THE GREAT ESCAPE

THE GREAT ESCAPE
THE GREAT ESCAPE
THE GREAT ESCAPE



THE GREAT ESCAPE
THE GREAT ESCAPE
THE GREAT ESCAPE

THE GREAT ESCAPE: THE DVD BOX SET

THE GREAT ESCAPE
THE GREAT ESCAPE
THE GREAT ESCAPE

THE GREAT ESCAPE

THE GREAT ESCAPE
THE GREAT ESCAPE
THE GREAT ESCAPE

THE GREAT ESCAPE

THE GREAT ESCAPE
THE GREAT ESCAPE
THE GREAT ESCAPE

THE GREAT ESCAPE

THE GREAT ESCAPE
THE GREAT ESCAPE
THE GREAT ESCAPE

THE GREAT ESCAPE

THE GREAT ESCAPE
THE GREAT ESCAPE
THE GREAT ESCAPE



The following information is provided for your information only. It is not intended to constitute an offer of insurance. For more information, please contact your insurance agent.

This policy is subject to the terms, conditions, coverages, exclusions, and limitations set forth in the policy.

The policy is subject to the terms, conditions, coverages, exclusions, and limitations set forth in the policy.

The policy is subject to the terms, conditions, coverages, exclusions, and limitations set forth in the policy.

INSURANCE COVERAGE
 The following information is provided for your information only. It is not intended to constitute an offer of insurance. For more information, please contact your insurance agent.

The policy is subject to the terms, conditions, coverages, exclusions, and limitations set forth in the policy.

INSURANCE COVERAGE

The following information is provided for your information only. It is not intended to constitute an offer of insurance. For more information, please contact your insurance agent.

This policy is subject to the terms, conditions, coverages, exclusions, and limitations set forth in the policy.

The policy is subject to the terms, conditions, coverages, exclusions, and limitations set forth in the policy.

The policy is subject to the terms, conditions, coverages, exclusions, and limitations set forth in the policy.

This policy is subject to the terms, conditions, coverages, exclusions, and limitations set forth in the policy.

The policy is subject to the terms, conditions, coverages, exclusions, and limitations set forth in the policy.

This policy is subject to the terms, conditions, coverages, exclusions, and limitations set forth in the policy.

The policy is subject to the terms, conditions, coverages, exclusions, and limitations set forth in the policy.

INSURANCE COVERAGE

The following information is provided for your information only. It is not intended to constitute an offer of insurance. For more information, please contact your insurance agent.

The policy is subject to the terms, conditions, coverages, exclusions, and limitations set forth in the policy.

The policy is subject to the terms, conditions, coverages, exclusions, and limitations set forth in the policy.

The policy is subject to the terms, conditions, coverages, exclusions, and limitations set forth in the policy.

The policy is subject to the terms, conditions, coverages, exclusions, and limitations set forth in the policy.

The policy is subject to the terms, conditions, coverages, exclusions, and limitations set forth in the policy.

INSURANCE COVERAGE

The policy is subject to the terms, conditions, coverages, exclusions, and limitations set forth in the policy.

The policy is subject to the terms, conditions, coverages, exclusions, and limitations set forth in the policy.

PROVIDE YOUR FAVORITE TV CHANNELS

Get more information on our services and products. Call us today at 1-800-855-8555.

Choose from our service offerings or

customize your own service offering. We'll help you design a service offering that meets your needs.

Service - Choose from our service offerings or

customize your own service offering. We'll help you design a service offering that meets your needs.

Service - Choose from our service offerings or



Give People What They Want

Learn more about

our services and

products. Call us

today at 1-800-

855-8555.

1-800-855-8555

1-800-855-8555

1-800-855-8555

Learn more about

our services and

products. Call us

today at 1-800-

855-8555.

1-800-855-8555

1-800-855-8555

1-800-855-8555



Get More Information

Learn more about our services and products. Call us today at 1-800-855-8555.

Give People What They Want

Learn more about

our services and



Give People What They Want

Learn more about our services and products. Call us today at 1-800-855-8555.

Learn more about

our services and

products. Call us

today at 1-800-

855-8555.

1-800-855-8555

1-800-855-8555

1-800-855-8555

1-800-855-8555

Learn more about our services and products. Call us today at 1-800-855-8555.

...the

... ..

... ..

... ..

... ..

... ..

... ..

... ..

... ..

... ..

... ..

... ..

<p>... ..</p>	<p>... ..</p>
---------------	---------------



... ..



... ..



These sunglasses are made from a lightweight, durable material. They feature a wrap-around design for maximum protection and a comfortable fit. The lenses are UV-protected and provide clear vision.

These sunglasses are made from a lightweight, durable material. They feature a wrap-around design for maximum protection and a comfortable fit. The lenses are UV-protected and provide clear vision.



These sunglasses are made from a lightweight, durable material. They feature a wrap-around design for maximum protection and a comfortable fit. The lenses are UV-protected and provide clear vision.



These sunglasses are made from a lightweight, durable material. They feature a wrap-around design for maximum protection and a comfortable fit. The lenses are UV-protected and provide clear vision.





CRISPER, CRISPIER
 The new **CRISPER, CRISPIER** breadsticks are made with a special recipe that gives them a crispier, crunchier texture. They're perfect for dipping in your favorite sauce.

ALL SEASON'S CRISPER, CRISPIER
 Enjoy the crispier, crunchier texture of our breadsticks all year long. They're perfect for dipping in your favorite sauce.

PERFECT PARTNER
 Our breadsticks are the perfect partner for your favorite dipping sauce. They're perfect for dipping in your favorite sauce.

CRISPER, CRISPIER
 The new **CRISPER, CRISPIER** breadsticks are made with a special recipe that gives them a crispier, crunchier texture. They're perfect for dipping in your favorite sauce.



CRISPER, CRISPIER
 The new **CRISPER, CRISPIER** breadsticks are made with a special recipe that gives them a crispier, crunchier texture. They're perfect for dipping in your favorite sauce.

CRISPER, CRISPIER
 The new **CRISPER, CRISPIER** breadsticks are made with a special recipe that gives them a crispier, crunchier texture. They're perfect for dipping in your favorite sauce.

CRISPER, CRISPIER
 The new **CRISPER, CRISPIER** breadsticks are made with a special recipe that gives them a crispier, crunchier texture. They're perfect for dipping in your favorite sauce.

CRISPER, CRISPIER
 The new **CRISPER, CRISPIER** breadsticks are made with a special recipe that gives them a crispier, crunchier texture. They're perfect for dipping in your favorite sauce.

CRISPER, CRISPIER

...the ... of ...

... ..



<p>...</p>	<p>...</p>	<p>...</p>
<p>...</p>	<p>...</p>	<p>...</p>

... ..

... ..



<p>...</p>	<p>...</p>	<p>...</p>
<p>...</p>	<p>...</p>	<p>...</p>

... ..



APPOINTMENTS

APPOINTMENTS



APPOINTMENTS

APPOINTMENTS



APPOINTMENTS

APPOINTMENTS

APPOINTMENTS

APPOINTMENTS

APPOINTMENTS

APPOINTMENTS

APPOINTMENTS

APPOINTMENTS

APPOINTMENTS

APPOINTMENTS

APPOINTMENTS

APPOINTMENTS

APPOINTMENTS

APPOINTMENTS

APPOINTMENTS



APPOINTMENTS



APPOINTMENTS

APPOINTMENTS



APPOINTMENTS

APPOINTMENTS



APPOINTMENTS

ANTAGONI DELLA TRAMETTA PER IL MARCHIO

La nuova gamma di colori
 per il Marchio è completa di
 tutti i colori primari e secondari
 e di tutti i colori di tendenza
 per il momento.



La nuova gamma di colori
 per il Marchio è completa di
 tutti i colori primari e secondari
 e di tutti i colori di tendenza
 per il momento.

ANTAGONI DELLA TRAMETTA PER IL MARCHIO

La nuova gamma di colori
 per il Marchio è completa di
 tutti i colori primari e secondari
 e di tutti i colori di tendenza
 per il momento.



ANTAGONI

<p>ANTAGONI</p> <p>Colori primari e secondari</p>	<p>ANTAGONI</p> <p>Colori primari e secondari</p>	<p>ANTAGONI</p> <p>Colori primari e secondari</p>	<p>ANTAGONI</p> <p>Colori primari e secondari</p>
<p>ANTAGONI</p> <p>Colori primari e secondari</p>	<p>ANTAGONI</p> <p>Colori primari e secondari</p>	<p>ANTAGONI</p> <p>Colori primari e secondari</p>	<p>ANTAGONI</p> <p>Colori primari e secondari</p>
<p>ANTAGONI</p> <p>Colori primari e secondari</p>	<p>ANTAGONI</p> <p>Colori primari e secondari</p>	<p>ANTAGONI</p> <p>Colori primari e secondari</p>	<p>ANTAGONI</p> <p>Colori primari e secondari</p>
<p>ANTAGONI</p> <p>Colori primari e secondari</p>	<p>ANTAGONI</p> <p>Colori primari e secondari</p>	<p>ANTAGONI</p> <p>Colori primari e secondari</p>	<p>ANTAGONI</p> <p>Colori primari e secondari</p>



These are the most common types of services that we offer. We are a full-service agency and we can help you with everything from strategy to execution. We are a full-service agency and we can help you with everything from strategy to execution.

STRATEGY

We will help you define your brand, your target audience, and your marketing goals. We will also help you develop a comprehensive marketing strategy that will guide all of your marketing efforts.



DESIGN

We will help you create a visual identity for your brand, including a logo, color palette, and typography. We will also help you design marketing materials that are visually appealing and effective.



CONTENT

We will help you create high-quality content for your website, blog, and social media. We will also help you develop a content marketing strategy that will drive traffic and conversions.

MARKETING SERVICES

SEARCH

Search engine optimization (SEO) is a marketing strategy that focuses on improving the visibility of a website in search engines. We will help you optimize your website for search engines, so that you can attract more traffic and generate more leads.

ADVERTISING

Advertising is a marketing strategy that involves promoting a product or service through various channels. We will help you develop and execute an advertising campaign that reaches your target audience and drives conversions.

EMAIL

Email marketing is a marketing strategy that involves sending promotional emails to a list of subscribers. We will help you create and execute an email marketing campaign that drives engagement and conversions.

SOCIAL MEDIA

Social media marketing is a marketing strategy that involves promoting a product or service through social media platforms. We will help you develop and execute a social media marketing campaign that increases brand awareness and drives traffic.

ANALYTICS

Analytics is a marketing strategy that involves tracking and measuring the performance of your marketing efforts. We will help you set up and analyze your marketing analytics, so that you can understand your audience and optimize your marketing strategy.

CONVERSION

Conversion rate optimization (CRO) is a marketing strategy that focuses on improving the percentage of website visitors who take a desired action. We will help you identify and optimize your website's conversion points, so that you can generate more leads and sales.

REPUTATION

Reputation management is a marketing strategy that involves monitoring and managing your brand's online reputation. We will help you identify and address negative reviews and comments, so that you can protect your brand's reputation and maintain a positive online presence.

GENERAL SERVICE

For complete information, please refer to the appropriate section of the 2008-2009 **Blue Book** for the state in which you are interested. For more information, please contact the appropriate state office.

STATE	ADDRESS	PHONE	WEBSITE
ALABAMA	1000 North State Street Montgomery, AL 36102	(205) 261-2000	www.al.gov

ALABAMA

Alabama is a state of opportunity. Whether you are looking for a new job, a new home, or a new business, Alabama has what you need. From the heart of the South to the Gulf Coast, Alabama offers a diverse and vibrant economy. Discover the many opportunities that Alabama has to offer.

ALASKA

Alaska is a state of natural beauty and adventure. Whether you are looking for a new job, a new home, or a new business, Alaska has what you need. From the rugged mountains to the pristine coastlines, Alaska offers a unique and exciting experience.

ALASKA
1000 North State Street
Juneau, AK 99801

ALBERTA

Alberta is a state of natural beauty and adventure. Whether you are looking for a new job, a new home, or a new business, Alberta has what you need. From the rugged mountains to the pristine coastlines, Alberta offers a unique and exciting experience.

ALBERTA
1000 North State Street
Edmonton, AB T6C 0A8

ALBERTA
1000 North State Street
Edmonton, AB T6C 0A8

ALBERTA
1000 North State Street
Edmonton, AB T6C 0A8

ALBERTA

Alberta is a state of natural beauty and adventure. Whether you are looking for a new job, a new home, or a new business, Alberta has what you need. From the rugged mountains to the pristine coastlines, Alberta offers a unique and exciting experience.

ALBERTA

Alberta is a state of natural beauty and adventure. Whether you are looking for a new job, a new home, or a new business, Alberta has what you need. From the rugged mountains to the pristine coastlines, Alberta offers a unique and exciting experience.



ALBERTA
1000 North State Street
Edmonton, AB T6C 0A8

Alberta is a state of natural beauty and adventure. Whether you are looking for a new job, a new home, or a new business, Alberta has what you need. From the rugged mountains to the pristine coastlines, Alberta offers a unique and exciting experience.

ALBERTA
1000 North State Street
Edmonton, AB T6C 0A8

General Information

Address and contact information

Name: _____
Address: _____
City: _____

Phone: _____
Fax: _____

E-mail: _____
Website: _____



Product Information

Product name and description

Product code and price

Customer and Billing Information

Customer name and address

Customer contact information

Notes

Additional notes and comments

Order reference and status

Special instructions and terms



Product description and specifications

Customer and Billing Information

Customer name and address

Customer contact information

Product Information

Product name and description

Product code and price

Notes

Additional notes and comments

Order Reference

Order reference and status

Special instructions and terms



The first step in the process is to identify the problem. This involves gathering information about the situation and the people involved. Once the problem is identified, the next step is to analyze it. This involves looking at the causes of the problem and the potential solutions. The final step is to implement a solution. This involves putting the chosen solution into action and monitoring its progress.

The second step in the process is to analyze the problem. This involves looking at the causes of the problem and the potential solutions. The final step is to implement a solution. This involves putting the chosen solution into action and monitoring its progress.

THE FIRST STEP
 The first step in the process is to identify the problem. This involves gathering information about the situation and the people involved. Once the problem is identified, the next step is to analyze it. This involves looking at the causes of the problem and the potential solutions. The final step is to implement a solution. This involves putting the chosen solution into action and monitoring its progress.

The second step in the process is to analyze the problem. This involves looking at the causes of the problem and the potential solutions. The final step is to implement a solution. This involves putting the chosen solution into action and monitoring its progress.

THE SECOND STEP

The second step in the process is to analyze the problem. This involves looking at the causes of the problem and the potential solutions. The final step is to implement a solution. This involves putting the chosen solution into action and monitoring its progress.

The final step in the process is to implement a solution. This involves putting the chosen solution into action and monitoring its progress.

The final step in the process is to implement a solution. This involves putting the chosen solution into action and monitoring its progress.

THE THIRD STEP

The third step in the process is to implement a solution. This involves putting the chosen solution into action and monitoring its progress.

The third step in the process is to implement a solution. This involves putting the chosen solution into action and monitoring its progress.

The final step in the process is to implement a solution. This involves putting the chosen solution into action and monitoring its progress.

THE FOURTH STEP

The fourth step in the process is to implement a solution. This involves putting the chosen solution into action and monitoring its progress.

The final step in the process is to implement a solution. This involves putting the chosen solution into action and monitoring its progress.

...the ... of ...



...the ... of ...

...the ... of ...



...the ... of ...



...the ... of ...

... ..

...the ... of ...

... ..

...the ... of ...

... ..

...the ... of ...

... ..

...the ... of ...

... ..

...the ... of ...

... ..

...the ... of ...

... ..

...the ... of ...

... ..

...the ... of ...

... ..

...the ... of ...

... ..

...the ... of ...

... ..

...the ... of ...

... ..

...the ... of ...

... ..

...the ... of ...

PLANTAS DE CROQUIS DE CORTES

Elaborar un croquis de corte de la siguiente pieza:

Objetivo: Aplicar los conocimientos adquiridos en el curso.

Características: Pieza de acero AISI 1045, con un diámetro nominal de 50 mm y una longitud de 100 mm. Se requiere un acabado superficial de 0.8 Ra.

Dimensiones: Longitud total: 100 mm; Diámetro nominal: 50 mm; Diámetro de la zona de transición: 45 mm; Longitud de la zona de transición: 20 mm.

Acabado: Acabado superficial de 0.8 Ra en toda la superficie exterior.

Material: Acero AISI 1045.

PLANTAS DE CROQUIS DE VISTA

Elaborar un croquis de vista de la siguiente pieza:

Objetivo:

Aplicar los conocimientos adquiridos en el curso.

Características:

Pieza de acero AISI 1045, con un diámetro nominal de 50 mm y una longitud de 100 mm. Se requiere un acabado superficial de 0.8 Ra.

Dimensiones:

Longitud total: 100 mm; Diámetro nominal: 50 mm; Diámetro de la zona de transición: 45 mm; Longitud de la zona de transición: 20 mm.

Acabado:

Acabado superficial de 0.8 Ra en toda la superficie exterior.

Material:

Acero AISI 1045.

Referencias:

Norma ISO 10301:2004 para el acabado superficial.

Nota:

Se debe indicar el tipo de corte utilizado en el croquis de vista.

Fecha:



PLANTAS DE CROQUIS DE CORTES

Elaborar un croquis de corte de la siguiente pieza:

Objetivo: Aplicar los conocimientos adquiridos en el curso.

Características: Pieza de acero AISI 1045, con un diámetro nominal de 50 mm y una longitud de 100 mm. Se requiere un acabado superficial de 0.8 Ra.

Dimensiones

Longitud total: 100 mm

Diámetro nominal: 50 mm

Diámetro de la zona de transición: 45 mm

Longitud de la zona de transición: 20 mm

Acabado superficial: 0.8 Ra

Material: Acero AISI 1045

PLANTAS DE CROQUIS DE VISTA

Elaborar un croquis de vista de la siguiente pieza:

Objetivo: Aplicar los conocimientos adquiridos en el curso.

Características: Pieza de acero AISI 1045, con un diámetro nominal de 50 mm y una longitud de 100 mm. Se requiere un acabado superficial de 0.8 Ra.

Dimensiones:

Longitud total: 100 mm

Diámetro nominal: 50 mm

Diámetro de la zona de transición: 45 mm

Longitud de la zona de transición: 20 mm

Acabado superficial: 0.8 Ra

Material: Acero AISI 1045

Referencias:

Norma ISO 10301:2004 para el acabado superficial.

Se debe indicar el tipo de corte utilizado en el croquis de vista.

Fecha:

RESEARCH

...and the ...

RESEARCH

...and the ...

...and the ...

...and the ...

...and the ...

...and the ...

...and the ...

...and the ...

...and the ...

...and the ...

CONCLUSIONS AND RECOMMENDATIONS

...and the ...

...and the ...

...and the ...

...and the ...

...and the ...

...and the ...

...and the ...

...and the ...

...and the ...

...and the ...

...and the ...

...and the ...

...and the ...

...and the ...

...and the ...

...and the ...

...and the ...

...and the ...

...and the ...

...and the ...

...and the ...



How to Use This Guide
This guide is designed to help you understand the various aspects of the research process. It provides a comprehensive overview of the methods used in this study, along with a detailed analysis of the results. The guide is intended for use by researchers, students, and anyone interested in the field of research.

...and the ...

...and the ...



Hand
The hand is the part of the body that is used to grasp and hold objects. It is made of bones, muscles, and skin. The hand is one of the most important parts of the body.

Handwriting
Handwriting is the way of writing letters and words. It is a skill that is learned and practiced. There are many different styles of handwriting.



Handwriting
Handwriting is the way of writing letters and words. It is a skill that is learned and practiced. There are many different styles of handwriting.



Handwriting
Handwriting is the way of writing letters and words. It is a skill that is learned and practiced. There are many different styles of handwriting.





RESEARCH
The first...
DESIGN
The second...
TESTING
The third...
CONCLUSION
The fourth...

SUMMARY AND



The following...
CONCLUSION
The results...
REFERENCES
1. Smith, J. (2001)...

RESEARCH DESIGN

RESEARCH DESIGN IS A PLAN OR BLUEPRINT FOR CONDUCTING RESEARCH. IT IS A STRATEGY FOR COLLECTING, MEASURING, AND ANALYZING DATA TO ANSWER RESEARCH QUESTIONS.

RESEARCH DESIGN



1. RESEARCH QUESTIONS	2. RESEARCH METHODS	3. RESEARCH PROCEDURES
4. RESEARCH DESIGN	5. RESEARCH DATA	6. RESEARCH ANALYSIS
7. RESEARCH INTERPRETATION	8. RESEARCH REPORT	9. RESEARCH EVALUATION

RESEARCH DESIGN IS A CRUCIAL COMPONENT OF RESEARCH. IT DETERMINES THE TYPE OF DATA TO BE COLLECTED, THE METHODS TO BE USED, AND THE PROCEDURES TO BE FOLLOWED. A WELL-THOUGHT-OUT RESEARCH DESIGN IS ESSENTIAL FOR OBTAINING VALID AND RELIABLE RESULTS.

RESEARCH DESIGN



1. RESEARCH QUESTIONS	2. RESEARCH METHODS	3. RESEARCH PROCEDURES
4. RESEARCH DESIGN	5. RESEARCH DATA	6. RESEARCH ANALYSIS
7. RESEARCH INTERPRETATION	8. RESEARCH REPORT	9. RESEARCH EVALUATION

RESEARCH DESIGN IS A CRUCIAL COMPONENT OF RESEARCH. IT DETERMINES THE TYPE OF DATA TO BE COLLECTED, THE METHODS TO BE USED, AND THE PROCEDURES TO BE FOLLOWED. A WELL-THOUGHT-OUT RESEARCH DESIGN IS ESSENTIAL FOR OBTAINING VALID AND RELIABLE RESULTS.



100%

100% 100% 100% 100%

100% 100% 100% 100%

100% 100%

100%

100%

100% 100%

100%

100%

100%

100%

100%

100%

100%

100%

100%

100%

100%





...
 ...
 ...

1997

...
 ...
 ...



1998

...
 ...
 ...



1999

...

1997

1997

...
 ...
 ...

...
 ...
 ...

...
 ...
 ...

1998

...
 ...
 ...

...
 ...
 ...

...
 ...
 ...

1999

...
 ...
 ...

2000

...
 ...
 ...

...
 ...
 ...

...
 ...
 ...

2001

...
 ...
 ...

ACQUISITION OF THE ENGLISH LANGUAGE

Research in the field of second language acquisition (SLA) has shown that the process of learning a second language is influenced by a number of factors, including the learner's age, the amount of exposure to the language, and the quality of the instruction. The following table summarizes the key findings of SLA research.

Factor	Impact on SLA
Age	Younger learners generally acquire a second language more easily than older learners.
Exposure	Increased exposure to the language leads to faster and more accurate acquisition.
Instruction	Quality of instruction, including the use of comprehensible input and meaningful interaction, is crucial for successful SLA.

THE FIRST LANGUAGE

The first language (L1) is the language that a person acquires first, typically in the first three years of life. L1 plays a significant role in the acquisition of a second language (L2). Research has shown that L1 proficiency is positively correlated with L2 proficiency, and that L1 knowledge can facilitate the learning of L2.

THE SECOND LANGUAGE

The second language (L2) is the language that a person acquires after their first language. The process of L2 acquisition is more complex than L1 acquisition, as it involves the transfer of knowledge from the L1 to the L2. This transfer can be either positive (facilitating L2 learning) or negative (interfering with L2 learning).

CONCLUSION

The acquisition of a second language is a complex process influenced by a variety of factors. Understanding these factors can help educators and learners alike to optimize the learning process.

REFERENCES

Chomsky, N. (1965). The nature of language. *Philosophical Review*, 74(2), 261-295.

APPENDIX

Table 1: Summary of SLA research findings.

NOTES

1. This research was supported by the National Science Foundation.

ACKNOWLEDGMENTS

The author would like to thank the following individuals for their assistance:

The following table summarizes the key findings of SLA research. The data shows that younger learners generally acquire a second language more easily than older learners. This is likely due to the fact that younger learners have a greater capacity for language acquisition. Additionally, increased exposure to the language leads to faster and more accurate acquisition. Finally, the quality of instruction is crucial for successful SLA.

THE FIRST LANGUAGE

The first language (L1) is the language that a person acquires first, typically in the first three years of life. L1 plays a significant role in the acquisition of a second language (L2). Research has shown that L1 proficiency is positively correlated with L2 proficiency, and that L1 knowledge can facilitate the learning of L2.

THE SECOND LANGUAGE

The second language (L2) is the language that a person acquires after their first language. The process of L2 acquisition is more complex than L1 acquisition, as it involves the transfer of knowledge from the L1 to the L2. This transfer can be either positive (facilitating L2 learning) or negative (interfering with L2 learning).

CONCLUSION

The acquisition of a second language is a complex process influenced by a variety of factors. Understanding these factors can help educators and learners alike to optimize the learning process.

REFERENCES

Chomsky, N. (1965). The nature of language. *Philosophical Review*, 74(2), 261-295.

Table 1: Summary of SLA research findings.

Table 2: Summary of SLA research findings.

Table 3: Summary of SLA research findings.

Table 4: Summary of SLA research findings.

Table 5: Summary of SLA research findings.

Table 6: Summary of SLA research findings.

Table 7: Summary of SLA research findings.

Table 8: Summary of SLA research findings.

Table 9: Summary of SLA research findings.

Table 10: Summary of SLA research findings.

Table 11: Summary of SLA research findings.

Table 12: Summary of SLA research findings.

Table 13: Summary of SLA research findings.

Table 14: Summary of SLA research findings.

APPROPRIATE TO BE

The following are the appropriate to be

THE
[Illegible text]

THE
[Illegible text]

THE
[Illegible text]

[Illegible text]

[Illegible text]

[Illegible text]

APPROPRIATE TO BE

The following are the appropriate to be

[Illegible text]

[Illegible text]

[Illegible text]

[Illegible text]

[Illegible text]

APPROPRIATE TO BE

The following are the appropriate to be

[Illegible text]

[Illegible text]

[Illegible text]

[Illegible text]

[Illegible text]

[Illegible text]

[Illegible text]

[Illegible text]

...the ... of ...
...the ... of ...
...the ... of ...

...the ... of ...

...the ... of ...

...the ... of ...

...the ... of ...
...the ... of ...
...the ... of ...



...the ... of ...

...the ... of ...
...the ... of ...
...the ... of ...

...the ... of ...

...the ... of ...

...the ... of ...



...the ... of ...

...the ... of ...
...the ... of ...
...the ... of ...

...the ... of ...

...the ... of ...

...the ... of ...

...the ... of ...

...the ... of ...

...the ... of ...

...the ... of ...

...the ... of ...

...the ... of ...

...the ... of ...

...the ... of ...

...the ... of ...

...the ... of ...

...the ... of ...



...the ... of ...



...the ... of ...
...the ... of ...
...the ... of ...

The first of these is the **Business Plan**, which is a document that outlines the company's goals, objectives, and strategies. It is a key tool for attracting investors and securing financing.



Business Plan A document that outlines the company's goals, objectives, and strategies.	Investment The process of providing capital to a business or project.
---	---

The second of these is the **Financial Statement**, which provides a detailed overview of the company's financial performance. It includes the balance sheet, income statement, and cash flow statement.



Financial Statement A document that provides a detailed overview of the company's financial performance.	Balance Sheet A statement that shows the company's assets, liabilities, and equity.
--	---



The third of these is the **Business Model**, which describes how the company generates revenue and sustains itself. It is a key component of the business plan and is essential for understanding the company's long-term viability.

The first of these is the **Business Plan**, which is a document that outlines the company's goals, objectives, and strategies. It is a key tool for attracting investors and securing financing.



The second of these is the **Financial Statement**, which provides a detailed overview of the company's financial performance. It includes the balance sheet, income statement, and cash flow statement.

Business Model Canvas

Value Proposition: The unique benefit that the company offers to its customers.

Channels: The ways in which the company reaches its customers.

Customer Segments: The groups of people that the company serves.

Revenue Streams: The ways in which the company generates income.

Cost Structure: The expenses that the company incurs to operate.

Key Resources: The assets that the company needs to succeed.

Key Activities: The actions that the company must perform to deliver its value proposition.

Key Partnerships: The relationships that the company has with other organizations.

Controlli per il controllo del motore

Il motore è controllato elettronicamente dal motore elettronico di controllo (MEC) che riceve i segnali dal sistema di controllo del motore (MEC).

MEC

Il motore elettronico di controllo (MEC) è un motore a combustione interna che controlla il motore.

Il motore elettronico di controllo (MEC) è un motore a combustione interna che controlla il motore.

Il motore elettronico di controllo (MEC) è un motore a combustione interna che controlla il motore.

Il motore elettronico di controllo (MEC) è un motore a combustione interna che controlla il motore.

Il motore elettronico di controllo (MEC) è un motore a combustione interna che controlla il motore.

Il motore elettronico di controllo (MEC) è un motore a combustione interna che controlla il motore.

Il motore elettronico di controllo (MEC) è un motore a combustione interna che controlla il motore.

Il motore elettronico di controllo (MEC) è un motore a combustione interna che controlla il motore.

Il motore elettronico di controllo (MEC) è un motore a combustione interna che controlla il motore.

CONTROLLI PER IL CONTROLLO DEL MOTORE



MEC
Il motore elettronico di controllo (MEC) è un motore a combustione interna che controlla il motore.



MEC
Il motore elettronico di controllo (MEC) è un motore a combustione interna che controlla il motore.



THE NEW
Sneakers with
black accents
and a white
upper.

THE NEW
Sneakers with
black accents
and a white
upper.



THE NEW
Sneakers with
black accents
and a white
upper.



THE NEW
Sneakers with
black accents
and a white
upper.



THE NEW
Sneakers with
black accents
and a white
upper.



RESEARCH & DEVELOPMENT

Our research and development department is focused on creating innovative solutions for our customers. We invest heavily in R&D to ensure we are always at the forefront of our industry.

MANUFACTURING & LOGISTICS

Our manufacturing and logistics operations are designed to provide our customers with the highest quality products and the most efficient service. We have a global network of manufacturing facilities and distribution centers.

SALES & MARKETING

Our sales and marketing teams work closely together to identify new market opportunities and develop effective marketing strategies. We are committed to providing our customers with the best possible sales and marketing experience.

FINANCIAL SERVICES

Our financial services department provides our customers with a range of financial products and services. We are committed to providing our customers with the highest quality financial services and the most competitive rates.

PRODUCTS & SERVICES

Our products and services are designed to meet the needs of our customers. We offer a wide range of products and services, including software, hardware, and consulting services. We are committed to providing our customers with the highest quality products and services.

ABOUT US

Our company is a leader in our industry, with a long history of innovation and excellence. We are committed to providing our customers with the highest quality products and services, and to creating a positive work environment for our employees.

CONTACT US

For more information about our products and services, please contact us at [phone number] or [email address]. We are happy to answer any questions you may have.

FAQ

Our frequently asked questions page provides answers to some of the most common questions we receive from our customers. If you have any other questions, please contact us.

COMPANY NEWS

Our company has recently announced a new partnership with [company name]. This partnership will allow us to provide our customers with a wider range of products and services. We are excited about this new opportunity.

EMPLOYMENT

Our company is currently seeking qualified candidates for several positions. If you are interested in applying, please visit our careers page for more information.

PRIVACY POLICY

Our privacy policy describes how we collect, use, and protect your personal information. We are committed to protecting your privacy and ensuring that your information is used only for the purposes you have authorized.

TERMS & CONDITIONS

Our terms and conditions govern the use of our website and the products and services we offer. Please read our terms and conditions carefully before using our website or purchasing any of our products or services.



CONTENTS



ADDRESS

Method

of ...



Value

The ... of ...

www. ...