

NEED HELP WITH INSTALLATION,
MAINTENANCE, OR SERVICE?



AUTHORIZED REPAIR CENTERS™
1-800-255-3700

Nintendo of America Inc.
P.O. Box 957, Redmond, WA 98073-0957 U.S.A.


PRINTED IN JAPAN™

Nintendo

GAME BOY

DMG-AD3E-USA

DONKEY KONG LAND II



INSTRUCTION BOOKLET

WARNING: PLEASE CAREFULLY READ THE CONSUMER INFORMATION AND PRECAUTIONS BOOKLET INCLUDED WITH THIS PRODUCT BEFORE USING YOUR NINTENDO® HARDWARE SYSTEM, GAME PAK OR ACCESSORY. THIS BOOKLET CONTAINS IMPORTANT SAFETY INFORMATION.

This official seal is your assurance that Nintendo has reviewed this product and that it has met our standards for excellence in workmanship, reliability and entertainment value. Always look for this seal when buying games and accessories to ensure complete compatibility with your Nintendo product.

All Nintendo products are licensed by sale for use only with other authorized products bearing the Official Nintendo Seal of Quality.®



This product has been rated by the Entertainment Software Rating Board. For information about the ESRB rating, or to comment about the appropriateness of the rating, please contact the ESRB at 1-800-771-3772.

*© 1995-1997 Nintendo. Game by Rare.
TM & © are trademarks of Nintendo of America Inc.
© 1997 Nintendo of America Inc.

Thank you for selecting the Donkey Kong Land III™* Game Pak for your Nintendo® Game Boy® system. Please read this instruction booklet thoroughly to ensure maximum enjoyment of your new game. Save this booklet for future reference.

CONTENTS

THE RACE AGAINST TIME ...	2	DIXIE KONG	12
PLUGGING IN	4	ANIMAL FRIENDS	14
GETTING STARTED	5	TREASURE & ITEMS	16
MAP SCREENS	6	BARRELS	18
GAME SCREEN	7	KREMLINGS & BADDIES ...	20
CONTROLLER FUNCTIONS ..	8	WARRANTY AND	
KIDDY KONG	10	SERVICE INFORMATION ..	24




THE RACE AGAINST TIME

Usually one of the most restful and laid-back places imaginable, Donkey Kong Country had become a hive of activity in recent days. This, following the announcement of a contest to find the fabled Lost World that had dominated the legends of the area for centuries. Would-be explorers rushed in from all over the world to seize this long-awaited chance at fame and fortune. DK and Diddy were one of the first to get caught up in the craze.

This left Dixie, quite literally, holding the baby. She sighed, looking down at Kiddy, the massive toddler who skipped along through the jungle at her side. Normally, she had no objections to baby-sitting Kiddy, but what if she wanted to enter the competition herself? Nobody had even bothered considering that, of course. And why not? Hadn't she done just as much as Diddy in getting DK back from the Kremlings? Of course she had – but then, she was only a girl, right?

"Come on, Kiddy," she said firmly, changing her course to lead them to the shore. "It's about time we showed them we're every bit as good as they are."

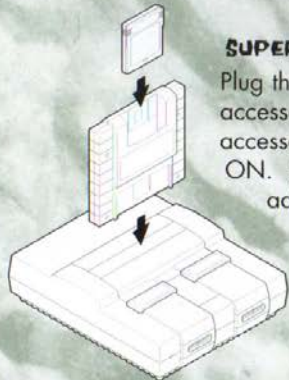
He might not have had much of an idea of what was going on, but clearly Kiddy knew the makings of a good adventure. Cheering heartily, he bounced along in Dixie's wake as she disappeared into the depths of the jungle.



PLUGGING IN

GAME BOY SYSTEM

First, you have to plug the Game Pak into the Game Boy system. Then turn the power ON. Press START when you're ready for a great adventure.



SUPER GAME BOY® ACCESSORY

Plug the Game Pak into the Super Game Boy accessory. Then insert the Super Game Boy accessory into your Super NES®. Turn the power ON. Press START when you're ready for adventure.

GETTING STARTED

SAVE SLOT

When you start the game, select one of three game files to save your progress in. If you want to continue a previously-saved game, you'll be able to select the saved game on this screen. Make sure SELECT GAME appears at the bottom of the screen before pressing START, the A or B Button to begin the adventure. If you wish to clear a game slot, press SELECT so CLEAR GAME appears at the bottom of the screen. Highlight the desired Game Slot and press START, or the A or B Button to clear.

NUMBER OF BONUS COINS

NUMBER OF DK COINS

% OF GAME YOU FINISHED

NUMBER OF CLOCKS



HOW LONG YOU'VE PLAYED

MAP SCREENS

WORLD MAP

As you search for the fabled Lost World, use the World Map to guide your way through the main levels of Donkey Kong Land III. If you manage to defeat the Koin baddy in each area of a level, a special DK Coin appears next to the level name at the bottom of the World Map. If you find all the Bonus Coins in each area of a level, an exclamation point "!" appears next to the level name. This helps you identify levels you've completed.

LEVEL MAPS

During your adventure, you'll explore many Kremling-infested terrains. Use the Level Maps to reveal individual areas. Level Maps help you determine if you've found the Bonus and DK Coins. When you defeat the Koin baddy in an area, a special DK Coin appears next to the area name at the bottom of the Level Map. When you find all the Bonus Coins in an area, an exclamation point "!" appears next to the area name.

GAME SCREEN

During game play, counters appear when you collect an item. The following counters might appear on the screen:

BANANA COUNTER

This keeps track of how many bananas you collect. Get 100 for a free life!



K-O-N-G LETTERS

Collect the set to earn a free life.



LIFE HEARTS

These hearts let you know how many lives you have left. They appear at the bottom of the screen.

BEAR COIN

You'll be collecting these coins to pay for information and services from the Brothers Bear.



TIMER

In the Bonus Levels you'll have a limited amount of time to get the Bonus Coins.

CONTROLLER FUNCTIONS

You've got a bunch of things you can do with your characters. With all of these different movements and attacks, study this section thoroughly before you begin your adventure.

+CONTROL PAD = MOVE CHARACTER

SELECT = CHANGE CHARACTERS WHEN YOU HAVE BOTH ANIMAL FRIENDS' SPECIAL ABILITY

START = PAUSE



**A BUTTON = JUMP
SWIM**

**B BUTTON = SOMERSAULT AS KIDDY
HELICOPTER, SPIN AS DIXIE
PICK UP BARREL. RELEASE TO THROW
PRESS AND HOLD TO RUN
PRESS AND HOLD TO CLIMB FASTER,
ANIMAL FRIENDS' ATTACK**



KIDDY KONG

Kiddy's a portly toddler with lots of power.

KIDDY'S ADVANTAGES

Kiddy's roll enables him to make jumps that are longer than average.

Also, notice that he carries the barrel out in front of him and that it acts like a shield as he runs into enemies.

SOMERSAULT

Kiddy's signature roll attack lets him bowl over enemies. If he somersaults off the edge of a platform and then jumps, he'll jump farther than normal.



THROW

Kiddy can pick up barrels and toss 'em like yesterday's trash!



JUMP

You can jump on top of some enemies to attack them.

SWIM

You might think that because Kiddy Kong is so big, he'd sink to the bottom of the lake. That's not true!



CLIMB

Yes, this young ape can climb like the rest of the Kongs. Press and hold the B Button to make him climb faster.



RUN

Running makes the game faster and more exciting. While running, Kiddy Kong will automatically pick up items.



DIXIE KONG

Dixie Kong is in the starring role as she travels through the jungle in search of the Lost World. She has terrific adventuring abilities as she navigates tough terrain with her Helicopter Spin.

DIXIE'S ADVANTAGES

Using her Helicopter Spin, Dixie Kong can make unbelievably long leaps to avoid obstacles. Her Helicopter Spin is also handy for slowing her descent. You'll have better control over where she lands.

DIXIE'S HELICOPTER SPIN

Spinning her ponytail to create a helicopter effect gives Dixie Kong an almost unfair advantage. She can make long leaps in the air and whip enemies on the ground.



THROW

Dixie Kong tosses things with her ponytail! She holds them above her head, giving her a different throwing trajectory than Kiddy's.



CLIMB

Being a monkey, Dixie Kong can climb like crazy.



JUMP

Jumping is a vital skill if you plan on finding the Lost World. You can jump on top of some enemies to attack.



SWIM

Growing up on an island, Dixie Kong learned how to swim at a young age. She's as much at home in the water as she is in the trees.



RUN

Running is helpful when you're trying to beat the clock. While running, Dixie Kong will automatically pick up items.



ANIMAL FRIENDS


ELLIE THE ELEPHANT

This hefty young herbivore is fast and strong. Ellie has the ability to shoot water at the baddies.



ENGUARDE THE SWORDFISH

Using his incredible swimming ability and his sharp bill to knock out enemies, Enguarde is a great friend to have on your side!



SQUAWKS THE PARROT

The egg-spitting Squawks returns from previous adventures to lift Dixie Kong and Kiddy Kong to higher ground!



SQUITTER THE SPIDER

Squitter's webs can take out most baddies with ease. His web platforms create stepping stones across gaps that would normally be impassable.



TREASURE AND ITEMS

DK COIN

You'll have to defeat a Kremling named Koin to get this golden treasure! You haven't really finished a level until you've collected the DK Coin.



BEAR COINS



Use these coins to pay for information at the Brothers Bear shops. You'll find these coins all over the continent.

BONUS COINS

You'll earn Bonus Coins in all the Bonus Levels hidden throughout the game.



END OF LEVEL FLAG

To beat a level, raise the flag by grabbing the rope at the end of the level.



ITEMS

BANANAS & BANANA BUNCHES

It's possible to get every banana. The bananas may point you in the direction of secret areas, hidden items, or the end of the level.



NO ANIMAL SIGN

This sign indicates that your animal friend cannot continue beyond this point. If you try to go past, he'll simply disappear.



ITEMS

EXTRA LIFE BALLOONS

Pop one of these things to get an extra life.



KONG LETTERS

Collect the letters to spell KONG and earn an extra life.



BONUS BARREL

Bonus Barrels launch you into Bonus Levels when you jump into them.



STAR BARREL

Star Barrels mark a midway point in the stage. If you break one of these barrels, you'll continue from that point.



ELLIE BARREL

This is how you become Ellie. Simply jump in and you'll be transformed.



ENGARDE BARREL

Swim into this barrel and you'll turn into Enguarde the swordfish.



BOOSTER BARREL

Jump in one of these barrels and you'll be launched to higher ground.

DK BARRELS

Here's where you'll find your partner if you don't already have him or her.



TRACKER BARREL

These barrels will shoot you out and then follow you to the left or right.



STEEL BARRELS

You'll find these scattered about the island. These things are reusable!



SQUAWKS BARREL

To reach higher areas, you've got to try this barrel. You'll become the egg-spittin' Squawks.

SQUITTER BARREL

If you encounter this barrel, you can become the eight-legged Squitter.



BLAST BARRELS

This barrel will launch you to places you probably couldn't reach otherwise.



KREMLINS & BADDIES

You will encounter hoards of enemies during your fantastic adventure. Take a look at some of the crew below:



KOBBLE

Standard Kremling baddy, a real pushover.

KRIMP

Sharp-toothed snapper who goes for players' heels.



KRUMPLE

A real tough guy among the Kremlings; don't take him head on!



KOPTER

Propeller-wielding baddy that can dive from the skies to attack.



BAZUKA

He's armed with a powerful launcher that can fire just about anything.



KLASP

Exclusive rope baddy who shimmies towards the players.

REKOIL

His springy tail can propel him towards players at great speed.



KUCHUKA

Cowardly character who hides in his barrel-throwing bombs.



**SNEEK**

Defeat this rat baddy before he defeats you.

BRISTLES

Tough baddies with a prickly back. Defeat these guys only from the front.

**BUZZ**

His buzz-saw protects his whole body from attack.

**KOGO**

Clown fish that patrols the waters on DK Island.

**BOUNTY BASS**

Defeat this gluttonous fish if you get a chance!



IMPORTANT:

REV-B

WARNING: Copying of any Nintendo game is illegal and is strictly prohibited by domestic and international copyright laws. "Back-up" or "archival" copies are not authorized and are not necessary to protect your software. Violators will be prosecuted.

This Nintendo game is not designed for use with any unauthorized copying device. Use of any such device will invalidate your Nintendo product warranty. Nintendo (and/or any Nintendo licensee or distributor) is not responsible for any damage or loss caused by the use of any such device. If use of such device causes your game to stop operating, disconnect the device carefully to avoid damage and resume normal game play. If your game ceases to operate and you have no device attached to it, please contact your local authorized Nintendo retailer.

The contents of this notice do not interfere with your statutory rights.

This manual and other printed matter accompanying this game are protected by domestic and international copyright laws.

The rental of this game without permission of Nintendo or its licensees is strictly prohibited.

For further information or assistance, please contact:

Nintendo Consumer Assistance Hotline
1-800-255-3700 (U.S. and Canada)
Or your local authorized Nintendo retailer

WARRANTY AND SERVICE INFORMATION:

REV-1

3-MONTH LIMITED WARRANTY

(For Hardware, Game Paks, & Accessories)

Nintendo of America Inc. ("Nintendo") warrants to the original purchaser that the product (hardware, game paks and accessories) shall be free from defects in material and workmanship for a period of three (3) months from the date of purchase. If a defect covered by this warranty occurs during this three (3) month warranty period, Nintendo will repair or replace the defective product or component part, at its option, free of charge.

ADDITIONAL 3-MONTH LIMITED WARRANTY

(Hardware only)

Nintendo warrants to the original purchaser that the hardware product shall be free from defects in material and workmanship for an additional three (3) months beyond the original 3-month warranty period described above. If a defect covered by this warranty occurs during this additional 3-month warranty period, Nintendo will repair the defective hardware product or component free of charge. The original purchaser is entitled to this additional 3-month limited repair warranty only if the Consumer Proof of Purchase Card (attached to the hardware packaging when sold) is returned promptly after the date of purchase to Nintendo by the original purchaser or the original purchaser's retailer.

WARRANTY SERVICE OR REPAIR/SERVICE AFTER EXPIRATION OF WARRANTY

You may need only simple instructions to correct any problem with your product.

Call the Consumer Assistance Hotline at: 1-800-255-3700 rather than going to your retailer. Hours of operation are 6 a.m. to 9 p.m., Pacific Time, Monday - Saturday, and 6 a.m. to 7 p.m., Pacific Time, on Sundays (times subject to change). If the problem cannot be solved over the telephone, you will be referred to the nearest NINTENDO AUTHORIZED REPAIR

CENTER™ or you will be offered express factory service through Nintendo. In some instances, it may be necessary for you to ship the complete product, FREIGHT PREPAID AND INSURED FOR LOSS OR DAMAGE, to the nearest service location.

WARRANTY LIMITATIONS

THIS WARRANTY SHALL NOT APPLY IF THIS PRODUCT: (a) IS USED WITH PRODUCTS NOT SOLD OR LICENSED BY NINTENDO (INCLUDING, BUT NOT LIMITED TO, NON-LICENSED GAME ENHANCEMENT DEVICES, ADAPTERS, AND POWER SUPPLY DEVICES); (b) IS USED FOR COMMERCIAL PURPOSES (INCLUDING RENTAL) OR IS MODIFIED OR TAMPERED WITH; (c) IS DAMAGED BY NEGLIGENCE, ACCIDENT, UNREASONABLE USE, OR BY OTHER CAUSES UNRELATED TO DEFECTIVE MATERIALS OR WORKMANSHIP; OR (d) HAS HAD THE SERIAL NUMBER ALTERED, DEFACED, OR REMOVED.

ANY APPLICABLE IMPLIED WARRANTIES, INCLUDING **WARRANTIES OF MERCHANTABILITY** AND FITNESS FOR A PARTICULAR PURPOSE, ARE HEREBY LIMITED IN DURATION TO THE WARRANTY PERIODS DESCRIBED ABOVE (3 MONTHS OR 6 MONTHS, AS APPLICABLE). IN NO EVENT SHALL NINTENDO BE LIABLE FOR CONSEQUENTIAL OR INCIDENTAL DAMAGES RESULTING FROM THE BREACH OF ANY IMPLIED OR EXPRESS WARRANTIES. SOME STATES DO NOT ALLOW LIMITATIONS ON HOW LONG AN IMPLIED WARRANTY LASTS OR EXCLUSION OF CONSEQUENTIAL OR INCIDENTAL DAMAGES, SO THE ABOVE LIMITATIONS MAY NOT APPLY TO YOU.

This warranty gives you specific legal rights, and you may also have other rights which vary from state to state. Nintendo's address is as set forth on the back cover of this manual.

This warranty is valid only in the United States.