


# ICE AGE 2™ THE MELTDOWN



PS 10283



**EmuMovies**  
INSTRUCTION BOOKLET

 **SIERRA**



**PLEASE CAREFULLY READ THE SEPARATE HEALTH AND SAFETY PRECAUTIONS BOOKLET INCLUDED WITH THIS PRODUCT BEFORE USING YOUR NINTENDO® HARDWARE SYSTEM, GAME DISC OR ACCESSORY. THIS BOOKLET CONTAINS IMPORTANT HEALTH AND SAFETY INFORMATION.**

**IMPORTANT SAFETY INFORMATION: READ THE FOLLOWING WARNINGS BEFORE YOU OR YOUR CHILD PLAY VIDEO GAMES**

### **▲ WARNING - Seizures**

- Some people (about 1 in 4000) may have seizures or blackouts triggered by light flashes or patterns, such as while watching TV or playing video games, even if they have never had a seizure before.
- Anyone who has had a seizure, loss of awareness, or other symptom linked to an epileptic condition should consult a doctor before playing a video game.
- Parents should watch when their children play video games. Stop playing and consult a doctor if you or your child have any of the following symptoms:

Convulsions	Eye or muscle twitching	Loss of awareness
Altered vision	Involuntary movements	Disorientation

To reduce the likelihood of a seizure when playing video games:

1. Sit or stand as far from the screen as possible.
2. Play video games on the smallest available television screen.
3. Do not play if you are tired or need sleep.
4. Play in a well-lit room.
5. Take a 10 to 15 minute break every hour.

### **▲ WARNING - Repetitive Motion Injuries and Eyestrain**

Playing video games can make your muscles, joints, skin or eyes hurt after a few hours. Follow these instructions to avoid problems such as tendinitis, carpal tunnel syndrome, skin irritation or eyestrain:

- Avoid excessive play. It is recommended that parents monitor their children for appropriate play.
- Take a 10 to 15 minute break every hour, even if you don't think you need it.
- If your hands, wrists, arms or eyes become tired or sore while playing, stop and rest them for several hours before playing again.
- If you continue to have sore hands, wrists, arms or eyes during or after play, stop playing and see a doctor.

### **▲ WARNING - Electric Shock**

To avoid electric shock when you use this system:

- Do not use the Nintendo GameCube during a lightning storm. There may be a risk of electric shock from lightning.
- Use only the AC adapter that comes with your system.
- Do not use the AC adapter if it has damaged, split or broken cords or wires.
- Make sure that the AC adapter cord is fully inserted into the wall outlet or extension cord.
- Always carefully disconnect all plugs by pulling on the plug and not on the cord. Make sure the Nintendo GameCube power switch is turned OFF before removing the AC adapter cord from an outlet.

### **▲ CAUTION - Motion Sickness**

Playing video games can cause motion sickness. If you or your child feel dizzy or nauseous when playing video games with this system, stop playing and rest. Do not drive or engage in other demanding activity until you feel better.

### **▲ CAUTION - Laser Device**

The Nintendo GameCube is a Class I laser product. Do not attempt to disassemble the Nintendo GameCube. Refer servicing to qualified personnel only.

Caution - Use of controls or adjustments or procedures other than those specified herein may result in hazardous radiation exposure.

### **CONTROLLER NEUTRAL POSITION RESET**

If the L or R Buttons are pressed or the Control Stick or C Stick are moved out of neutral position when the power is turned ON, those positions will be set as the neutral position, causing incorrect game control during game play.

To reset the controller, release all buttons and sticks to allow them to return to the correct neutral position, then hold down the X, Y and START/PAUSE Buttons simultaneously for 3 seconds.



The official seal is your assurance that this product is licensed or manufactured by Nintendo. Always look for this seal when buying video game systems, accessories, games and related products.



Nintendo does not license the sale or use of products without the Official Nintendo Seal.



THIS GAME SUPPORTS GAME PLAY WITH ONE PLAYER AND CONTROLLER.

1 Player



THIS GAME REQUIRES A MEMORY CARD FOR SAVING GAME PROGRESS, SETTINGS OR STATISTICS.

Memory Card

GET INSIDE!  
Join Now!

## Register Your Game Today

Free tips, tricks, demos, trailers, and more! Receive free technical and customer support. Be the first to know about beta tests, tournaments, game testing opportunities, and other events. Plus, stay informed on the latest VU Games news, updates, discounts & more!

Go to <http://reg.vugames.com> Now!



**EVERYONE** +10

Mild Cartoon Violence  
Crude Humor

This product has been rated by the Entertainment Software Rating Board. For information about the ESRB rating, or to comment about the appropriateness of the rating, please visit [www.esrb.org](http://www.esrb.org).

LICENSED BY

**Nintendo**

NINTENDO, NINTENDO GAMECUBE AND THE OFFICIAL SEAL ARE TRADEMARKS OF NINTENDO.  
© 2001 NINTENDO, ALL RIGHTS RESERVED.

# ICE AGE 2 THE MELTDOWN

## TABLE OF CONTENTS

Getting Started	2
Using the Nintendo GameCube™ Controller	3
Basic Controls	4
Introduction	5
Playing the Game	6-7
Main Menu	6
Pause Menu	6
HUD (Heads Up Display)	6
Interactive Objects	7
Collectibles	7
Mini Games	8
Credits	9
Customer Support	10
License Agreement	inside back cover



Ice Age 2 The Meltdown™ & © 2006 Twentieth Century Fox Film Corporation. All rights reserved. Twentieth Century Fox, Ice Age 2 The Meltdown and their associated logos are registered trademarks or trademarks of Twentieth Century Fox Film Corporation. Sierra and the Sierra logo are registered trademarks or trademarks of Sierra Entertainment, Inc. in the U.S. and/or other countries. Vivendi Universal Games and the Vivendi Universal Games logo are trademarks of Vivendi Universal Games, Inc. Dolby, Pro Logic, and the double-D symbol are trademarks of Dolby Laboratories. All other trademarks are property of their respective owners.

## GETTING STARTED

### USING THE NINTENDO GAMECUBE™

- Set up your Nintendo GameCube™ by following the instructions in the Nintendo GameCube™ instruction booklet.
- To save your game progress you will need a Nintendo GameCube™ Memory Card. Insert the Memory Card correctly into Memory Card Slot A (this game does not use Slot B) before turning on the console. If you turn off the console after playing without a Memory Card, your progress and records will not be saved.
- You will need 6 blocks of memory to save your progress. You can delete unneeded files to clear up any empty space if you do not have enough memory.
- Please refer to the Nintendo GameCube™ instruction booklet (pages 18–20) for directions on how to format and delete a Memory Card file.
- Press the OPEN Button to raise the Nintendo GameCube™ Disc Cover, correctly place the *Ice Age 2 The Meltdown* Game Disc into the Nintendo GameCube™, and close the Disc Cover.
- Press the POWER Button to turn on the Nintendo GameCube™.
- Follow on-screen instructions and refer to this manual for more information about playing *Ice Age 2 The Meltdown*.

### AVOIDING DAMAGE TO THE NINTENDO GAMECUBE™ GAME DISC OR THE NINTENDO GAMECUBE™ OPTICAL DISC DRIVE

- Insert only Nintendo GameCube™ Game Discs in the console.
- Never use oddly shaped discs, such as star-shaped or heart-shaped discs.
- Do not apply labels, stickers or other foreign objects to game discs.

## USING THE NINTENDO GAMECUBE™ CONTROLLER



START/PAUSE or A Button	Start Game/Begin Play
START/PAUSE	Pause
Control Stick or + Control Pad	Select Options

Insert the Controller into Controller Socket 1 on the front of the console. Follow on-screen instructions and refer to this manual for more information about playing *Ice Age 2 The Meltdown*.

## BASIC CONTROLS

### SCRAT ON LAND

Control Stick	Player Movement
C Stick	Camera Movement
A Button	Jump
X Button	Pebble Toss
Y Button	Activate/Talk
B Button	Combo Attack
A Button + A Button	Double Jump
A Button + A Button + B Button	Ground Stomp
A Button + L Button	Roll Attack
Z Button (Hold)	Sniff
R Button (Hold)	First Person Camera
L Button	Spin Attack
R Button (Tap)	Center Camera

### SCRAT UNDERWATER

Control Stick	Player Movement
Y Button	Dive
A Button (Tap repeatedly)	Swim Forward
A Button (Surface)	Jump Out



## INTRODUCTION

The Ice Age is coming to an end! Pretty soon, the entire valley will be flooded as the ice dam melts away. Follow all of the animals as they make their way across the valley to safety. Along the way, help Scrat sniff out all of the acorns scattered about the land. Guide Sid as he zooms down the treacherous ice slide. And help our other heroes, Manny and Diego, as they take on new adventures.



## PLAYING THE GAME



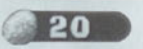

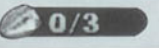




### MAIN MENU

New Game	Start a New Game
Load Game	Load a Saved Game
Options	Change Game Settings
Bonus Features	Access Unlocked Bonuses
Credits	View Credits

### PAUSE MENU







Continue	Return to Game
Hints	View Useful Hints
Save	Save Game
Options	Change Game Settings
Quit Game	Quit to Main Menu

### HUD (Heads Up Display)









 150	Scrat's Health
 150	Scrat's Energy
 20	Pebble Count
 15	Nut Count
 0/3	Walnut Count
 50	Sniff
 50	Carry
 50	Zipline
 50	Dig



### INTERACTIVE OBJECTS

	Dig Hole	Dig here for a goodie
	Scurry Hole	See what's on the other side
	Pebble Pile	Grab some more pebbles to toss by attacking these piles
	Plant	Hit these plants to see if any goodies pop out
	Hint Sign	When in doubt, take a peek at what these signs say
	Flowers	Hitting these will release petals

### COLLECTIBLES

	Pebbles	Pick these up and toss them at pesky creatures
	Petals	Replenishes health
	Small Brown Acorn	1 point towards bonus unlock
	Medium Green Acorn	5 points towards bonus unlock
	Chestnuts	20 points towards bonus unlock
	Walnut	Scrat likes to collect all of these before he leaves an area
	Golden Nut	The most elusive Acorn of all
	Fruit	Replenishes Scrat's energy

## MINI GAMES

### SID SLIDE

Take on the most feared water slide in the park, "The Eviscerator"!



### PENGUIN BOWLING

Score 100 points in an icy game of bowling!



### MONKEY SHOOTING GALLERY

Teach those rascally monkeys a lesson and win a walnut!

**AND MANY OTHERS!  
BE SURE TO PLAY THEM ALL!**

## CREDITS

A very special thanks to all of the wonderfully talented and brilliantly creative individuals at Blue Sky Studios for their guidance, support and continued inspiration. We could not have done it without you.

### Fox Animation

Chris Meledandri  
Kate Lewine

### Special Thanks

Elie Dekel  
Luke Letizia  
Jamie Samsom  
Kate Carlyle  
Erik Larson  
Gail Harrison  
Porscha Ricketts

### Voices

Ray Romano  
John Leguizamo  
Denis Leary  
Jay Leno  
Alan Tudyk  
Josh Peck  
Chris Wedge  
Andrew Bowen  
Grey Delisle  
Jess Harnell  
Tara Strong  
Debra Wilson

### Eurocom Entertainment Software

### Production:

Mike Botham  
Paul Cooke

### Game Code:

David Arnold  
Duane Braabury  
Joel Garabedian  
Mike Halsall  
Graham Reeves

### Environment Art:

Barry Lawless  
Rahaan Akhtar  
Andrew Allen  
Rob Berry  
Gordon De Haseth  
Mark Edwards  
Paul Harrison  
Raul Ovejero Saiz  
Stuart McReath  
Gary Newman  
Mark Potente  
Chris Prelot  
Antony Reeves  
Mike Simonds  
Rob Smith  
Anthony Stevens  
Karol Włodarczyk

### Character Art:

Paul Gregory  
Mike Boylan  
Hans Johansen  
Helen Jones  
Hervé Pitan  
Neil Roberts

### Level Design:

John Barker  
Thomas O'Neill  
Paul Twynholm

### Animation:

Phil Hackney

Danny Wong  
Odinn Arnason  
Kenny Beard  
Roisin Hunt  
Sam Malone  
Phil Rowe  
Jochen Volz

### Music:

Jim Croft

### Sound Effects:

Guy Cockcroft

### Audio Programming:

Kev Grantham  
Kev Stainwright

### Audio Production:

Neil Baldwin  
Steve Duckworth

### Engine Team:

Ian Denny  
Chris Jackson  
Ashley Finney  
Jason Gosling  
Lenny Johnson  
Dave Looker  
Jean-Marc Leang  
Tim Rogers  
Steve Walker

### Tools Team:

Kev Marks  
Kris Adcock  
Anita Aggarwal  
Joe Burmeister  
Daphne Coatesworth  
Sian Contell  
Andy Dilks  
Mark Duffill  
Karl Gillott  
Ben Idaine  
Mark Jackson  
Kev Mitchell  
Annie Simmons  
Bob Smith  
Kat Sourkova  
Kevin Thacker  
John Trahearn  
Adrian Tucker

### QA

Michael Robinson  
Richard Charles  
Louise Sargison  
Marcus Boxendale-Baines  
Neil Bushnell  
Thomas Crofts  
Thomas Dhenin  
Andrew Green  
Dominic Hallam  
James Prestwood  
Ed Richardson  
Jamie Small  
Caven Lee

### Special Thanks

Mat Sneap  
Hugh Binns  
Dick Alton  
Paul Bates  
Kev Holt

### Vivendi Universal Games

### Executive Producer

Greg Goodrich

### Producer

Mike Schneider

### Associate Producer

Luke Thai

### Vice President & Executive in Charge of Production

Kelly Ryan

### Executive Vice President of Worldwide Studios

Peter Della Penna

### Technical Director

Brian Laake

### Vice President, Global Marketing

Al Simone

### Director, Marketing

Ivo Gerscovich

### Associate Brand Manager, Marketing

Glenn Gregory

### Senior PR Manager

Erik Reynolds

### Director, Business & Legal Affairs

Brent Rabowsky

### Special Thanks:

Chief Operating  
Officer and  
President North  
America

Phil O'Neil

### Executive Vice President, Chief Strategy and Marketing Officer

Cindy Cook

### Senior Vice President, Global Marketing

Ed Zobrist

### Vice President, Communications

Leslie Hollingshead

### Dialogue Casting, Coordination and Direction

Chris Borders

### Technicolor Creative Services (Burbank, CA)

[www.technicolor.com](http://www.technicolor.com)

### Dialogue Supervision

Tom Hayes

### Recording Engineer

Morgan Gerhard

### Dialogue Editing


Lydian Tone  
Morgan Gerhard

### Dialogue Technical Assistance

Mike Gollom



Heeps™



## Meet Honbatz™ at Honbatz.com!

Kids ask your parents permission before going online.



HAVE IT YOUR WAY.®

TM & © 2005 Burger King Brands, Inc. All rights reserved.

### CUSTOMER SUPPORT

#### Technical Support

Phone: (800) 630-0811, 6:00 AM-6:00 PM EST

Online Support: <http://support.vugames.com>

#### Customer Service

Phone: (800) 757-7707, 6:00 AM-6:00 PM EST

#### Mail

VU Games  
4247 South Minnewawa Avenue  
Fresno, CA 93725

## LICENSE AGREEMENT

This software program, any printed materials, any on-line or electronic documentation (the "Program") are the copyrighted work of Vivendi Universal Games Studios, Inc., or its licensors. All use of the Program is governed by the terms of the End User License Agreement which is provided below ("License"). The Program is solely for use by end users according to the terms of the License Agreement. Any use, reproduction or redistribution of the Program not in accordance with the terms of the License Agreement is expressly prohibited.

### END USER LICENSE AGREEMENT

- Limited Use License.** Vivendi Universal Games, Inc. ("VUG") hereby grants, and by utilizing the Program you thereby accept, a limited, nonexclusive license and right to use one (1) copy of the Program for your use on a Nintendo GameCube™.
- Ownership.** All title, ownership rights and intellectual property rights in and to the Program and any and all copies thereof (including but not limited to any titles, computer code, themes, objects, characters, character names, stories, text, dialog, catch phrases, locations, concepts, artwork, animations, sounds, musical compositions, audiovisual effects, methods of operation, moral rights, any related documentation, and "applets" incorporated into the Program) are owned by VUG or its licensors. The Program is protected by the copyright laws of the United States, international copyright treaties and conventions and other laws. All rights are reserved. The Program may contain certain licensed materials, and VUG's licensors may act to protect their rights in the event of any violation of this Agreement.
- Responsibilities of End User.**
  - Subject to the Limited Use License as set forth above, you may not, in whole or in part, copy, photocopy, reproduce, translate, reverse engineer, derive source code from, modify, disassemble, decompile, or create derivative works based on the Program, or remove any proprietary notices or labels on the Program without the prior consent, in writing, of VUG.
  - You are entitled to use the Program for your own use, but you are not entitled to: sell, grant a security interest in or transfer reproductions of the Program to other parties in any way, nor to rent, lease or license the Program to others without the prior written consent of VUG; or exploit the Program or any of its parts for any commercial purpose.
- Program Transfer.** You may permanently transfer all of your rights under this License, provided the recipient agrees to the terms of this License.
- Termination.** This License is effective until terminated. You may terminate the License at any time by destroying the Program. VUG may, at its discretion, terminate this License in the event that you fail to comply with the terms and conditions contained herein. In such event, you must immediately destroy the Program.
- Limited Warranty.** VUG EXPRESSLY DISCLAIMS ANY WARRANTY FOR THE PROGRAM AND MANUAL(S). THE PROGRAM AND MANUAL(S) ARE PROVIDED "AS IS" WITHOUT WARRANTY OF ANY KIND, EITHER EXPRESS OR IMPLIED, INCLUDING, WITHOUT LIMITATION, THE IMPLIED WARRANTIES OF MERCHANTABILITY, FITNESS FOR A PARTICULAR PURPOSE, OR NONINFRINGEMENT. ANY WARRANTY AGAINST INFRINGEMENT THAT MAY BE PROVIDED IN SECTION 2-312(3) OF THE UNIFORM COMMERCIAL CODE AND/OR IN ANY OTHER COMPARABLE STATE STATUTE IS EXPRESSLY DISCLAIMED. The entire risk arising out of use or performance of the Program remains with You, however VUG warrants the Game Disc(s), on which the Program is furnished, to be free from defects in materials and workmanship, under normal use, for a period of ninety (90) days from the date of delivery. VUG's sole liability in the event of a defective Game Disc shall be to give You a replacement Game Disc. Some states do not allow the exclusion or limitation of incidental or consequential damages, or allow limitations on how long an implied warranty lasts, so the above limitations may not apply.
- Limitation of Liability.** NEITHER VUG, ITS PARENT, SUBSIDIARIES, AFFILIATES OR LICENSORS SHALL BE LIABLE IN ANY WAY FOR LOSS OR DAMAGE OF ANY KIND RESULTING FROM THE USE OF THE PROGRAM INCLUDING, BUT NOT LIMITED TO, LOSS OF GOODWILL, WORK STOPPAGE, COMPUTER FAILURE OR MALFUNCTION, OR ANY AND ALL OTHER COMMERCIAL DAMAGES OR LOSSES. Some states do not allow the exclusion or limitation of incidental or consequential damages, or allow limitations on how long an implied warranty lasts, so the above limitations may not apply to you.
- Equitable Remedies.** You hereby agree that VUG would be irreparably damaged if the terms of this License were not specifically enforced, and therefore you agree that VUG shall be entitled, without bond, other security, or proof of damages, to appropriate equitable remedies with respect to breaches of this License, in addition to such other remedies as VUG may otherwise have available to it under applicable laws. In the event any litigation is brought by either party in connection with this License Agreement, the prevailing party in such litigation shall be entitled to recover from the other party all the costs, attorneys' fees and other expenses incurred by such prevailing party in the litigation.
- Miscellaneous.** This License shall be deemed to have been made and executed in the State of California, and any dispute arising hereunder shall be resolved in accordance with the law of the State of California. This License may be amended only by an instrument in writing executed by both parties. This License constitutes and contains the entire agreement between the parties with respect to the subject matter hereof and supersedes any prior oral or written agreements.

Mail: Vivendi Universal Games  
Attn: Warranty Processing  
4247 S. Minnewawa Ave., Fresno, CA 93725  
(800) 757-7707 (outside U.S./Canada)

## IMPORTANT LEGAL INFORMATION

Copying of any video game for any Nintendo system is illegal and is strictly prohibited by domestic and international intellectual property laws. "Back-up" or "archival" copies are not authorized and are not necessary to protect your software. Violators will be prosecuted. This video game is not designed for use with any unauthorized copying device or any unlicensed accessory. Use of any such device will invalidate your Nintendo product warranty. Nintendo (and/or any Nintendo licensee or distributor) is not responsible for any damage or loss caused by the use of any such device. If use of such device causes your game to stop operating, disconnect the device carefully to avoid damage and resume normal game play. If your game ceases to operate and you have no device attached to it, please contact the game publisher's "Technical Support" or "Customer Service" department.

The contents of this notice do not interfere with your statutory rights. This booklet and other printed materials accompanying this game are protected by domestic and international intellectual property laws.



[www.iceage2game.com](http://www.iceage2game.com)



Vivendi Universal Games, Inc.  
4247 S. Minnewawa Ave.,  
Fresno, CA 93725

Ice Age 2 The Meltdown™ & © 2006 Twentieth Century Fox Film Corporation. All rights reserved. Twentieth Century Fox, Ice Age 2 The Meltdown and their associated logos are registered trademarks or trademarks of Twentieth Century Fox Film Corporation. Sierra and the Sierra logo are registered trademarks or trademarks of Sierra Entertainment, Inc. in the U.S. and/or other countries. Vivendi Universal Games and the Vivendi Universal Games logo are trademarks of Vivendi Universal Games, Inc. The ratings icon is a registered trademark of the Entertainment Software Association. All other trademarks are property of their respective owners.

PRINTED IN USA

7244710