

## LIMITED WARRANTY

SNK Corp. of America warrants to the original purchaser of this SNK software product that the medium on which this computer program is recorded is free from defects in materials and workmanship for a period of ninety (90) days from the date of purchase. This SNK software program is sold "as is," without express or implied warranty of any kind, and SNK is not liable for any lesser or damages of any kind resulting from use of this program. SNK agrees for a period of ninety (90) days to either repair or replace, at its option, free of charge, any SNK software product, postage paid, with proof of date of purchase, at its Factory Service Center.

This warranty is not applicable to normal wear and tear. This warranty shall not be applicable and shall be void if the defect in the SNK software product has arisen through abuse, unreasonable use, mistreatment or neglect. THIS WARRANTY IS IN LIEU OF ALL OTHER WARRANTIES AND NO OTHER REPRESENTATIONS OR CLAIMS OF ANY NATURE SHALL BE BINDING ON OR OBLIGATE SNK. ANY IMPLIED WARRANTIES APPLICABLE TO THIS SOFTWARE PRODUCT, INCLUDING WARRANTIES OF MERCHANTABILITY AND FITNESS FOR A PARTICULAR PURPOSE, ARE LIMITED TO THE NINETY (90) DAY PERIOD DESCRIBED ABOVE. IN NO EVENT WILL SNK BE LIABLE FOR ANY SPECIAL, INCIDENTAL, OR CONSEQUENTIAL DAMAGES RESULTING FROM POSSESSION, USE OR MALFUNCTION OF THIS SNK SOFTWARE PRODUCT.

Some states do not allow limitations as to how long an implied warranty lasts and/or exclusions or limitations of incidental or consequential damages so the above limitations and/or exclusions of liability may not apply to you. This warranty gives you specific rights, and you may also have other rights which vary from state to state.

**SNK CORPORATION OF AMERICA**


246 SOBRANTE WAY, SUNNYVALE, CALIFORNIA 94086. (408) 736-8844.

© 1990 SNK CORPORATION OF AMERICA

PRINTED IN JAPAN

## INSTRUCTION MANUAL

 **SNK**



This official seal is your assurance that Nintendo® has reviewed this product and that it has met our standards for excellence in workmanship, reliability and entertainment value. Always look for this seal when buying games and accessories to ensure complete compatibility with your Nintendo Entertainment System®.



This game is licensed by Nintendo® for play on the



Nintendo, Nintendo Entertainment System, and NES Zapper are trademarks of Nintendo of America Inc.

## WARNING

- As this Game Pak is a precision device, keep away from heavy shock and do not use under extreme temperature conditions.
- Do not touch the connectors and avoid water exposure, which might cause problems.
- Do not clean with thinner, benzine or alcohol.
- Always turn the power off before inserting or removing the Game Pak from the Nintendo Entertainment System.

Nintendo recommends against using a rear projection television with your NES as image retention on the screen may occur.

Thank you for selecting MECHANIZED ATTACK from SNK for your Nintendo Entertainment System. For maximum enjoyment of your new game, please read this booklet carefully and save it for future reference.

## TABLE OF CONTENTS

Your Mission	2
Using the NES Zapper®	3
Using the Controller	4
Screen Display	5
Stage Selection	6
Your Weapons	7
Power-Up Items	9



## YOUR MISSION

At first, it looked like just another revolution. But reports have come in that the rebel forces are backed by an unusual array of high-tech weaponry – and that the rebel soldiers may actually be a fearsome new breed of fighting robots! If this revolution succeeds, the safety of the entire world may be threatened . . . And that's where you come in.

You must attempt to infiltrate the island base of the rebel forces. But before you even reach the shore, you'll have to contend with enemy gunboats, frogmen, choppers, and destroyers. If you make it to the island, you'll find it patrolled by enemy soldiers armed with daggers and grenades; vicious attack dogs; and lethal airborne probes, programmed to destroy intruders on sight. Other unknown dangers lie in wait as well. But if you manage to reach the rebel headquarters, you will face the most terrifying threat of all – only no one has made it back to reveal its nature.

You'll be equipped with a complete arsenal – an assault gun, rocket launcher and grenades – to provide you with a fully mechanized system of attack. You haven't got a minute to waste – it's time to launch your **MECHANIZED ATTACK!**

## USING THE NES ZAPPER®

The game may be played using either the NES Zapper or Controller.

**NOTE:** When using the NES Zapper, the screen will flash each time the Zapper is fired. This is not a defect.

### When Using the NES Zapper

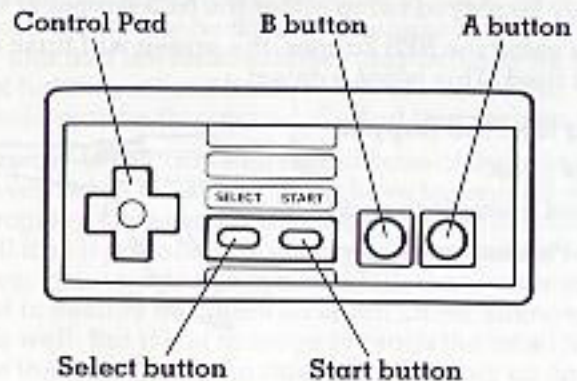
**Trigger:** Fires guns.

**A button:** Hand grenade or rocket.

**Start button:** Pauses game.



## USING THE CONTROLLER



**A button:** Throws hand grenade or fires rocket.


**B button:** Fires gun.

**Start button:** Starts and pauses game.

**Select button:** Not used.

**Control pad:** Moves sight.

## SCREEN DISPLAY



## STAGE SELECTION

One of the following screens will appear after you clear an area:



This screen appears if there is only one road in the next area.



This screen appears if there are two roads in the next area.

When you use the NES Zapper, point it at the character and shoot. When you use the Controller, focus the sight on the character and shoot by pressing B button.

## YOUR WEAPONS


### Gun

This is the conventional weapon the hero (player) uses. Magazines can be supplemented up to nine during the game. When using the NES Zapper, it works as single-fire. When using the Controller, it acts as a machine gun.



### Hand Grenade


This is more powerful than the gun and gives damage to a wide range. This can be supplemented up to nine during the game.





## Rocket

This gives more damage than a hand grenade. But you cannot use this and a hand grenade at the same time, and its number is limited to three. You can obtain these only during game play.



## POWER-UP ITEMS

Player can obtain these items by shooting them.



### Magazine

Per magazine: 40 shots.  
Maximum stock: 9 magazines.  
By NES Zapper: Single shot.  
By Controller: Machine gun.



### Grenade

Maximum stock: 9 grenades.



### Rocket

Maximum stock: 9 rockets.

The display of Grenade on the screen is changed into Rocket when Rocket is obtained. You can't use Grenades again until you exhaust your Rocket supply.



### Energy Drink

It will recover 5 life points.



### First-Aid Kit

It will completely recover your life gauge.



### Sniper's Sight

The target area becomes larger when you use this. This will be effective even after you lose a life.



### Bullet-proof Jacket

Damage from enemies can be reduced by half when you use this. Like sniper's sight, this will be effective even after you lose a life. But if you choose CONTINUE, this will disappear.



### Flare

The screen becomes light for a limited time when you use this.



### 1-Up

You receive one extra life.

