

SIMULTANEOUS  
2-PLAYER ACTION

THE ARCADE HIT CONTINUES...

THE SACRED STONES

**DOUBLE DRAGON III**

licensed by Nintendo for play on  
**Entertainment System**


EmuMovies



Use your all-new martial arts moves to defeat the curse of the Pharaohs.



It's a worldwide thriller as you search for Marion and the Sacred Stones.



**NEW CHARACTERS:** Once defeated, your bitter enemies join your quest.

**AKkaim™**  
entertainment inc.  
Masters of the Game™


PRINTED IN JAPAN

NES-05-USA

Licensed by Nintendo for play on the  
**Nintendo**  
ENTERTAINMENT SYSTEM

GAME PAK  
INSTRUCTIONS

**AKkaim™**  
entertainment inc.  
Masters of the Game™



THE SIMPSONS™  
BART VS. THE  
SPACE MUTANTS™


MATT GROENING



This official seal is your assurance that Nintendo® has reviewed this product and that it has met our standards for excellence in workmanship, reliability and entertainment value. Always look for this seal when buying games and accessories to ensure complete compatibility with your Nintendo Entertainment System.\*

Nintendo® and Nintendo Entertainment System® are trademarks of Nintendo of America Inc.

**WARNING: DO NOT USE WITH FRONT OR REAR PROJECTION TV.** Do not use a front or rear projection television with your Nintendo Entertainment System® ("NES") and this video game. Your projection television screen may be permanently damaged if video games with stationary scenes or patterns are played on your projection television. Similar damage may occur if you place a video game on hold or pause. If you use your projection television with this video game, neither Acclaim Entertainment, Inc. nor Nintendo of America Inc. will be liable for any damage. This situation is not caused by a defect in the NES or this game; other fixed or repetitive images may cause similar damage to a projection television. Please contact your TV manufacturer for further information.



## A WORD FROM BART SIMPSON



MATT GROENING

Hello, fellow humans!  
Bartholomew J.

Simpson here, with  
a very important  
secret: SPACE  
MUTANTS ARE IN-  
VADING SPRING-  
FIELD!

That's right, man! A  
buncha slimy,  
horrible, totally gross  
and putrid monsters  
are taking over the  
bodies of the people  
who live here and  
they wanna build a  
weapon that's  
gonna take over the  
entire planet!

Pretty cool, huh?

Anyway, yours truly is the only one  
who can see 'em 'cause of my X-Ray  
glasses-so it's up to me to stop 'em!  
I've gotta spraypaint things, get  
radical on my skateboard, use my  
trusty slingshot and in general,  
behave like a nuisance, man.

Plus, with evil dudes like Nelson the  
bully and Sideshow Bob getting in my  
way, it's a good thing I've got the  
rest of the Simpsons to help me out!

So if you're a decent person, a  
patriot and somebody who cares  
about this sorry planet, you'll do the  
right thing. Save the Earth!  
PLAY THIS GAME!

Thanks, man.





## GETTING STARTED

1. Make sure the power switch is OFF.
2. Insert THE SIMPSONS: BART VS. THE SPACE MUTANTS cartridge as

described in your NINTENDO ENTERTAINMENT SYSTEM® manual.

3. Turn the power switch ON.

**TO START:** Press START to begin the game. The A BUTTON will move you quickly through the introductory screens.

## THE CONTROLS

The following illustration shows you how to move Bart and control his actions throughout the game.

**TO MOVE** - Press the CONTROL PAD

ARROWS RIGHT, LEFT, UP, or DOWN.

**TO JUMP** - Press the A BUTTON.

**TO JUMP HIGHER** - Keep holding

down the A BUTTON.

### FOR A SUPER LONG JUMP -

Press both the A BUTTON and B BUTTON at the same time.

*(Make sure you press the A BUTTON just before you press the B BUTTON, especially when holding a weapon. Otherwise you'll waste a shot.)*

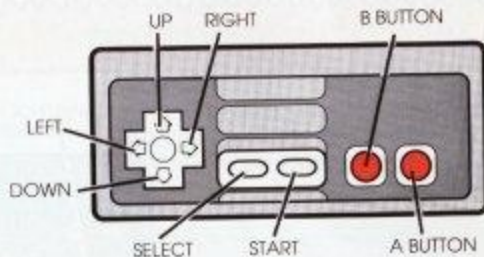
**TO WALK FASTER** - Hold down the A BUTTON while moving.

### TO SHOOT WEAPONS OR SPRAYPAINT -

Press the B BUTTON.

**TO SCROLL THROUGH THE INVENTORY AND SELECT AN ITEM** - Press SELECT.

**TO SCROLL THROUGH THE INVENTORY IN REVERSE ORDER** - Hold



down the DOWN ARROW and press SELECT.

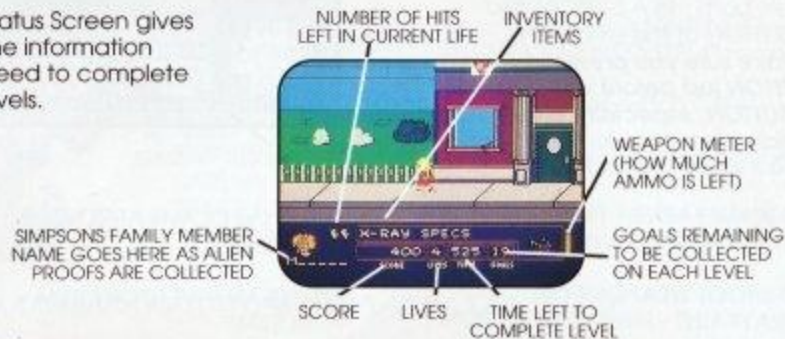
**TO USE AN INVENTORY ITEM** - Press START.

**TO PAUSE** - Select "Pause" in the inventory and press START.

**TO CONTINUE** - Press START a second time after selecting "Pause."

## THE STATUS SCREEN

The Status Screen gives you the information you need to complete the levels.



## GETTING THE FAMILY TO HELP

If he tried hard enough, Bart could probably save the world alone, of


course. But it'd sure be easier if Homer, Marge, Lisa, and Maggie

could help him. The problem is, Bart doesn't exactly have the best reputation for telling the truth, so he first has to convince his family he's not making this story up.

How does he do it? By jumping on the heads of the people whose bodies have been taken over by Mutants. This forces the Mutants out of the bodies they've been controlling. They then leave behind *proof* of their existence that Bart must pick up before it disappears. Each time he gets one, a letter in the name of one of the Simpsons appears under their picture in the Status Screen. When their name is completely spelled out, that family member helps Bart battle the arch-enemy waiting for him at the end of the level.

### Important note:

Don't let Bart jump on the head of someone who isn't taken over by a Mutant! To learn who is and isn't a Mutant, use the X-Ray specs (described in the next section).



PROOF





## X-RAY SPECS

Make sure the X-Ray specs have been selected from the inventory. Then press START and Bart will look through the glasses and be able to tell which people have been taken over by the Mutants. Be careful: if he hops on the head of someone who hasn't been taken over, he'll be penalized one hit (see "Lives" on page 17).



MUTANT

## GOALS

These are the ingredients the Mutants need to build their Ultimate Weapon, which they'll use to conquer the world.

To save the Earth, Bart must collect, destroy, hide, change, and otherwise ruin these



MATT GROENING

objects so the aliens can't gather them up. He must collect the amount of items shown on the Status Screen, fight off and avoid a bunch of enemies along the way and then do battle with some evil familiar foes at the end of each level.

If Bart manages to complete an entire level, the Mutants modify their machine so it can use some other ingredient.


MATT GROENING



## LEVEL: THE STREETS OF SPRINGFIELD

### PURPLE-COLORED OBJECTS

Purple objects are the first ingredients the Mutants need for their Ultimate Weapon. Be on the lookout for anything colored purple. Bart will be able to use spraypaint in this level, but he won't be able to spray everything. Try to be creative and figure out other ways he can get rid of the purple objects.



PURPLE  
OBJECT

MATT GROENING

### LEVEL 2: THE SPRINGFIELD SHOPPING MALL

#### HATS

Hats are the Mutants' second choice for building their weapon. Collect as many as you can, but if you come across people who are wearing hats, Bart must first knock the hat off their head before he can collect it.



HAT

MATT GROENING

### LEVEL 3: KRUSTYLAND AMUSEMENT PARK

#### BALLOONS

Balloons are the next ingredient the Mutants will be after. Bart can find them at the Krustyland Amusement Park.

He can grab the balloons or shoot them with his slingshot (which is easier), but first he's got to find his slingshot.

Bart can also play games of skill and chance at Krustyland. Here's how: Push UP on the CONTROL PAD when he's standing in front of a game. Then you'll see instructions on what to do next. If he



has to shoot or throw, press the B BUTTON (at the shooting gallery use the CONTROL PAD to aim). If he has to place a bet, use the RIGHT or LEFT ARROWS to move the coin, and press the B BUTTON to start the wheel spinning. Remember to have enough coins to play, and also remember that Bart might sometimes have to jump to hit a target.



BALLOONS

MATT GROENING



### LEVEL 4: SPRINGFIELD MUSEUM OF NATURAL HISTORY

#### EXIT SIGNS

The next ingredient is exit signs, which the Mutants have snuck into the museum-after hours-to steal. Bart can touch these signs to






collect them, but some of them are pretty high up. If he can't reach them, use the dart guns, which you can pick up along the way. Watch out for the laser alarms and just about everything else here—some things take on a life of their own past closing time.

MATT GROENING

## LEVEL 5: SPRINGFIELD NUCLEAR POWER PLANT

### POWER RODS

Nuclear power rods are the final ingredient the Mutants can use to build their machine. Bart must make his way around the Power Plant where Homer works, collecting all the rods he can find. Then he has to hightail it to the basement and put them back in the reactor. The maximum amount of rods he can carry at one time is 4 and they're displayed on the Status Screen



where the Simpsons faces were. The reason the faces aren't shown there anymore is because they're all at the plant helping Bart! (See the "Family" and "Friends" sections on pages 18 - 20 to find out what they can do for him.)

### THE ELEVATOR AND STAIRS

Bart can't move around the plant unless he uses the elevators or the stairs. To move Bart into the elevator, he has to be standing

right in front of it. Press the B BUTTON and the elevator will arrive at his floor and the door will open. Push UP on the CONTROL PAD and he'll enter. Press LEFT or RIGHT on the CONTROL PAD to pick the destination floor, and then press the B BUTTON again. When he gets to that floor, push DOWN on the CONTROL PAD to exit.

**Note:** Some elevators stop at all floors, some are express.



BART ENTERING AN ELEVATOR

### BART ENTERING A STAIRWAY

If you want Bart to use the stairs, push UP on the CONTROL PAD and he'll go in the door. When he's in, hold down the B BUTTON while pressing UP or DOWN on the CONTROL PAD to pick the destination floor. Release the B BUTTON and push DOWN on the CONTROL PAD to exit the stairway. Bart can only travel to one floor at a time.



BART ENTERING A STAIRWAY

## WEAPONS

Bart is only allowed to shoot at goals and anything else that's firing or throwing something at him. The way to get weapons is to pick them up as you go along, so keep

your eyes peeled. Bart can only use these weapons in the level he finds them in, and pressing the B BUTTON fires them.

After Bart's collected a weapon, he carries it with him at all times until the ammo's used up. Then he loses that weapon and has to find a new one to do more damage with.



MATT GROENING

Bart can pick up and carry as many weapons as he can find. But each time he uses one, his ammo supply goes down (paint, darts, slingshot rocks). The Status Screen shows how much ammo he has left.

**SPRAYPAINT** - You can find these cans on the streets of Springfield. Bart will need them to change the color of some of the purple objects, so don't waste paint!

**SLINGSHOT** - There are plenty of these around at the Krustyland Amusement Park. You get 12 shots with each one.

**DART GUN** - Find these on display at the Natural History Museum. Each one's got 12 shots.



## OTHER USEFUL ITEMS

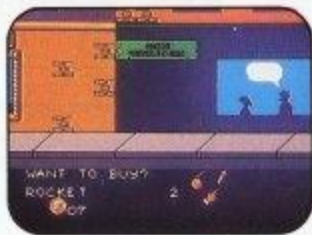
Bart starts out the game with 10 coins, but he'll need a lot more. Coins are necessary to buy things and play games; and for every 15 he collects, he gets an extra life. When he gets that extra life though, 10 coins are subtracted from inventory.

There are other useful objects that will come in handy in the heat of the battle. Try to figure out what they are and how and where to use them. One thing to keep in mind though: you usually can't use something unless you've bought it.

### HOW TO BUY

Bart can buy items in most of the

Springfield stores. If he's standing by a store entrance, push UP on the CONTROL PAD, and he'll go right in. The owner will ask him what he wants. Push LEFT or RIGHT on the CONTROL PAD to choose an item. Then press either the A or B BUTTON for each one you want to buy. The item will go into inventory. To get



MATT  
GROENING



Bart out of the store, push DOWN on the CONTROL PAD.

Remember, these items cost money, so make sure Bart has enough coins. And here's a little tip about the rockets: if you want Bart to fire one, hurry up and make him light it. Those sparklers don't last forever.

## LIVES

Bart gets a total of 3 lives. For each life he uses, Bart can sustain two hits. The second time Bart is hit, he loses that life.

The only times Bart can lose one full life immediately is when he falls into a pit, wet cement, quicksand, etc.

Bart gets extra lives (sometimes one, sometimes more than one) when he finds the Krusty faces, and one extra life for every 15 coins he collects. Each of those lives consists of two hits.

## THE SIMPSONS



Remember, the other Simpsons will only help Bart in Levels 1-4 if he can get enough alien proofs to make them believe him. If he makes it to Level 5, the Power Plant, the whole family will be there for him.

### MARGE

Bart's loving mom will be at the mall if he needs her, and at the Power Plant to ease his burden.



MATT GROENING

### LISA

Bart's brainy sister can help out at Krustyland, and the two can make a winning combination at the Power Plant.



### HOMER

Bart's dad will watch out for him at the museum, and at the plant, too, but only if Bart finds him some boxes of donuts.

MATT GROENING



Bart's baby sister who is too young to talk, but not too young to help.



## BART'S FRIENDS

**KRUSTY THE CLOWN** - TV show host and Bart's comedy hero. Look for him to get extra lives.

**JEBEDIAH SPRINGFIELD** - The beloved founder of Springfield who can give Bart the power of invincibility.

## BART'S FOES

The chief Mutants have sent these soldiers to carry out their plan:

**ZEBLOID** - These hairy aliens hop up and down and back and forth.

**GLONDIP** - They mostly crawl around the ground, but some of them hop up and down.

**KILLER KLOWN** - They can be found all around Krustyland, trying to help

the Mutants wipe Bart out.

This next bunch is totally evil; Bart's fought them all before. Now they want revenge-even if it means selling out the Earth to the Mutants!

**NELSON** - Springfield Elementary's biggest bully. His weapons of choice are water balloons at 20 paces.

**MS. BOTZ** - The notorious Babysitter Bandit, a fugitive on the loose, and one of America's Most Armed and Dangerous. She stashes what she steals in suitcases and maybe Bart can use that against her.

**SIDESHOW BOB** - Once he was Krusty the Clown's faithful friend, then he became a traitor. Now he's out on parole, and his feet

are as big as ever.


**DR. MARVIN MONROE** - Local family counselor, radio call-in show host, quack. He likes using shock therapy, but lately he's gone soft in the head.

**ADIL** - Albanian superspy, explosives expert and former foreign exchange student.

**JIMBO** - The absolute worst kid in school, a skateboard freak and the only teenager in fifth grade.

## SCORING

You can earn points for defeating enemies and accomplishing certain tasks. Here's what they're worth:



## ITEM

## POINTS

END-OF-LEVEL ENEMIES .....	1,000
MAJOR ENEMIES WITHIN LEVEL .....	500
REMOVING ALIEN FROM HUMAN .....	200
KRUSTY THE CLOWN FACE (EXTRA LIVES) .....	100
PROOF .....	100
GOAL .....	100
JEBEDIAH HEAD (INVINCIBILITY) .....	50
COIN .....	50
COMPLETE LEVEL .....	Time remaining on clock X 10

MATT  
GREENING



## TIPS

- Always check the clock and keep track of the time.
- Try jumping on things, around things, and on top of things. You never know what will turn up.
- In Springfield, try to discover what ledges Bart can stand on.
- There are lots of ways to get rid of purple-colored objects. Be creative and experiment!
- At the mall, Bart can't jump on a lollipop if its stick is pointed straight up or down.
- Collect plenty of Krusty faces, weapons, and coins.
- There are warp zones, so try to discover them. Keep in mind that Bart can only warp to another place in the same level.

## ACCLAIM ENTERTAINMENT, INC. LIMITED WARRANTY

Acclaim Entertainment, Inc. (Acclaim) warrants to the original purchaser only of this Acclaim software product that the medium on which this computer program is recorded is free from defects in materials and workmanship for a period of ninety (90) days from the date of purchase. This Acclaim software program is sold "as is," without express or implied warranty of any kind, and Acclaim is not liable for any losses or damages of any kind resulting from use of this program. Acclaim agrees for a period of ninety (90) days to either repair or replace, at its option, free of charge, any Acclaim software product, postage paid with proof of date of purchase, at its Factory Service Center. Replacement of the cartridge, free of charge to the original purchaser (except for the cost of returning the cartridge) is full extent of our liability.

This warranty is not applicable to normal wear and tear. This warranty shall not be applicable and shall be void if defect in the Acclaim software product has arisen through abuse, unreasonable use, mistreatment or neglect. THIS WARRANTY IS IN LIEU OF ALL OTHER WARRANTIES AND NO OTHER REPRESENTATIONS OR CLAIMS OF ANY NATURE SHALL BE BINDING ON OR OBLIGATE ACCLAIM. ANY IMPLIED WARRANTIES APPLICABLE TO THIS SOFTWARE PRODUCT INCLUDING WARRANTIES OF MERCHANTABILITY AND FITNESS FOR A PARTICULAR PURPOSE, ARE LIMITED TO THE NINETY (90) DAY PERIOD DESCRIBED ABOVE IN NO EVENT WILL ACCLAIM BE LIABLE FOR ANY SPECIAL INCIDENTAL OR CONSEQUENTIAL DAMAGES RESULTING FROM POSSESSION, USE OR MALFUNCTION OF THIS ACCLAIM SOFTWARE PRODUCT.

Some states do not allow limitations as to how long an implied warranty lasts and/or exclusions or limitations of incidental or consequential damages so the above limitations and/or exclusions of liability may not apply to you. This warranty gives you specific rights, and you may also have other rights which vary from state to state.

This warranty shall not be applicable to the extent that any provision of this warranty is prohibited by any federal, state or municipal law which cannot be pre-empted.

## COMPLIANCE WITH FCC REGULATIONS

This equipment generates and uses radio frequency energy and if not installed and used properly, that is, in strict accordance with the manufacturer's instructions, may cause interference to radio and television reception. It has been type tested and found to comply with the limits for a Class B computing device in accordance with the specifications in Subpart J of Part 15 of FCC Rules which are designed to provide reasonable protection against such interference in a residential installation. However, there is no guarantee that interference will not occur in a particular installation. If this equipment does cause interference to radio or television reception, which can be determined by turning the equipment off and on, the user is encouraged to try and correct the interference by one or more of the following measures:

- Reorient the receiving antenna
- Relocate the NES with respect to the receiver
- Move the NES away from the receiver
- Plug the NES into a different outlet so that the computer and receiver are on different circuits.

If necessary, the user should consult an experienced radio/television technician for additional suggestions. The user may find the following booklet prepared by the Federal Communications Commission helpful: How to Identify and Resolve Radio-TV Interference Problems. This booklet is available from the U.S. Government Printing Office, Washington, DC 20402. Stock No. 004-000-00345-4.

## Acclaim Hotline (516) 624-9300

Distributed and marketed by Acclaim Entertainment, Inc., 71 Audrey Avenue, Oyster Bay, N.Y. 11771

The Simpsons™ & © 1990 Twentieth Century Fox Film Corporation. All rights reserved. Acclaim™ and Masters of the Game™ are trademarks of Acclaim Entertainment, Inc. Nintendo and Nintendo Entertainment System are trademarks of Nintendo of America Inc. Game Pak "NES-GP" © 1990 Acclaim Entertainment, Inc. Made in Japan.