

MIDWAY ARCADE TREASURES 2



INSTRUCTIONS

EmuMovies

MIDWAY

Warning

WARNING: READ BEFORE USING YOUR PLAYSTATION®2 COMPUTER ENTERTAINMENT SYSTEM.

A very small percentage of individuals may experience epileptic seizures when exposed to certain light patterns or flashing lights. Exposure to certain patterns or backgrounds on a television screen or while playing video games, including games played on the PlayStation 2 console, may induce an epileptic seizure in these individuals. Certain conditions may induce previously undetected epileptic symptoms even in persons who have no history of prior seizures or epilepsy. If you, or anyone in your family, has an epileptic condition, consult your physician prior to playing. If you experience any of the following symptoms while playing a video game — dizziness, altered vision, eye or muscle twitches, loss of awareness, disorientation, any involuntary movement, or convulsions — IMMEDIATELY discontinue use and consult your physician before resuming play.

WARNING TO OWNERS OF PROJECTION TELEVISIONS:

Do not connect your PlayStation 2 console to a projection TV without first consulting the user manual for your projection TV, unless it is of the LCD type. Otherwise, it may permanently damage your TV screen.

USE OF UNAUTHORIZED PRODUCT:

The use of software or peripherals not authorized by Sony Computer Entertainment America may damage your console and/or invalidate your warranty. Only official or licensed peripherals should be used in the controller ports or memory card slots.

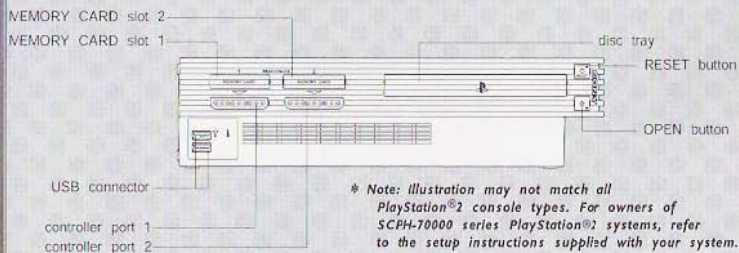
HANDLING YOUR PLAYSTATION 2 FORMAT DISC:

- This disc is intended for use only with PlayStation 2 consoles with the NTSC U/C designation.
- Do not bend it, crush it or submerge it in liquids.
- Do not leave it in direct sunlight or near a radiator or other source of heat.
- Be sure to take an occasional rest break during extended play.
- Keep this compact disc clean. Always hold the disc by the edges and keep it in its protective case when not in use. Clean the disc with a lint-free, soft, dry cloth, wiping in straight lines from center to outer edge. Never use solvents or abrasive cleaners.

Table of Contents

Getting Started	2
Starting Up	3
Main Menu	4
Controls/Saving	5
Single Player Games	6
APB	6
Hard Drivin'	6
Two Player Games	7
Arch Rivals	7
Championship Sprint	7
Cyberball	8
Kozmik Krooz'r	8
Mortal Kombat II	9
Mortal Kombat 3	9
Narc	9
Primal Rage	10
Spyhunter 2	10
Total Carnage	11
Timber	11
Wacko	12
Wizard of Wor	12
Xybots	13
Three Player Games	13
Pit Fighter	13
Rampage World Tour	14
Xenophobe	14
Four Player Games	15
Gauntlet II	15
High Scores	16 - 17
Notes	18
Credits	19
Warranty	21

Getting Started

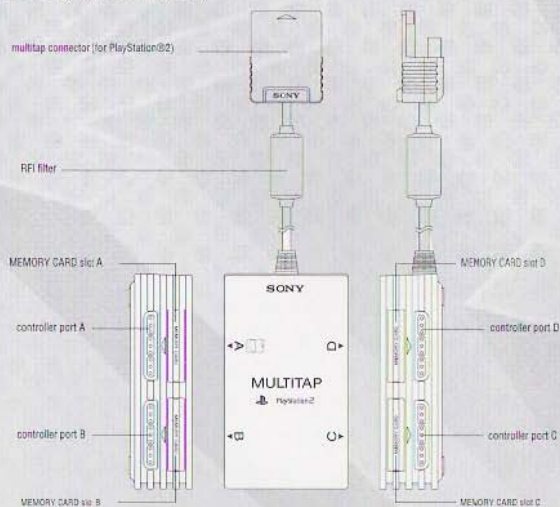


Set up your PlayStation®2 computer entertainment system according to the instructions in its Instruction Manual. Make sure the MAIN POWER switch (located on the back of the console) is turned ON. Press the RESET button. When the power indicator lights up, press the OPEN button and the disc tray will open. Place the Midway Arcade Treasures 2™ disc on the disc tray with the label side facing up. Press the OPEN button again and the disc tray will close. Attach game controllers and other peripherals, as appropriate. Follow on-screen instructions and refer to this manual for information on using the software.

MULTITAP COMPATIBLE

Some games in MIDWAY ARCADE TREASURES 2 support up to 4 players. Use a multitap (for PlayStation®2) to gain access to 4 controllers. Please connect controllers sequentially from controller port 1-A, Controller port 1-B, etc., when using a multitap.

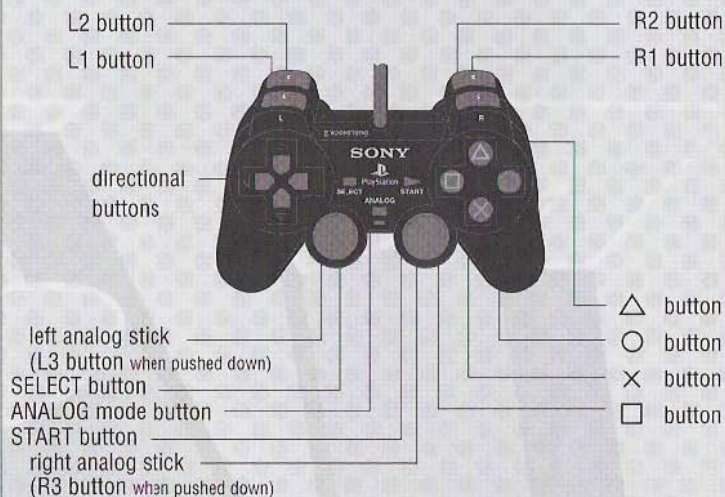
Multitap (for PlayStation®2)



Starting Up

This game does NOT recommend or support "Analog Joystick" controllers that are not DUALSHOCK®2 analog controllers.

DUALSHOCK®2 ANALOG CONTROLLER CONFIGURATIONS



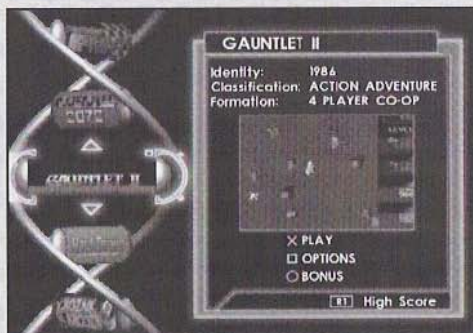
QUITTING A GAME IN PROGRESS

To quit a game in progress, press the SELECT button during the game. The Pause Options Screen will appear. Select **EXIT GAME**. You'll then return to the Main Menu.

MENU/SUB-MENU NAVIGATION

Throughout this manual, ↑, ↓, ← and → will signify pressing Up, Down, Left and Right on the directional buttons. To navigate through the game menus (i.e. Options), use the directional buttons (↑, ↓, ← or → depending on the menu) to highlight a selection. To activate a selection or access the next menu, press the X button. To go back to the previous menu and/or cancel the previous selection, press the △ button.

Main Menu



The Main Menu displays an icon for each of the 20 games included in MIDWAY ARCADE TREASURES 2. Press the directional button \uparrow or \downarrow to highlight an icon. A game preview will be displayed in the center of the screen. Press the \otimes button to select the game and go to the Main Title Screen.

OPTIONS

To view the selected game's options, press the O button. The options for the selected game will be displayed. You can use this menu to adjust each game's **GAME SETTINGS** and your **CONTROLLER SETUP**, as well as using the **LOAD** and **AUTOSAVE** options. It's recommended that you study the controls for the game prior to playing (see **CONTROLLER SETUP** next page).

GAME SETTINGS

Each game includes adjustable game settings, but they will always be different, based on the game you select. To make changes to game settings, press the directional button \uparrow or \downarrow to highlight an option, then press the directional buttons \leftarrow or \rightarrow to make changes.

CONTROLLER SETUP

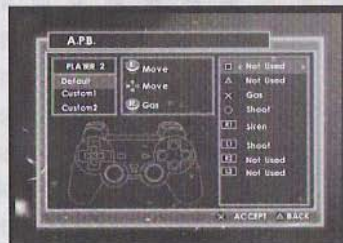
See next page.

BONUS

The Bonus menu provides information regarding the **HISTORY** of the game you've selected from the Main Menu. There is also a **GALLERY** that includes original game promotional and advertising material, as well as a **VIDEO** library that includes interviews with the original developers of the game.

Once you've selected History, Gallery or Video, press the directional buttons \uparrow or \downarrow to highlight an item, then press the \otimes button.

Controls / Saving



CONTROLLER SETUP

Game controls are available within each game's Options Menu. Press the O button to view a selected game's option menu, then select **CONTROLLER SETUP**. Press the directional buttons \uparrow or \downarrow to highlight the Default control settings, or select Custom 1 or Custom 2. The Custom options allow you to configure up to two personal configurations. Once you've highlighted Custom 1 or 2, press the O button to gain access to the controls.

Highlight the button you want to change, then press the directional buttons \leftarrow or \rightarrow to assign a control to that button. Repeat this process until you've adjusted the controller the way you want.

Note: Make sure you save any new configurations by returning to the Options Menu to select **SAVE**.

Study the controls listed on-screen. When you're done, press the \otimes button to return to the game's Options Menu.

SAVING GAMES

MIDWAY ARCADE TREASURES 2 lets you save High Scores and Settings to your memory card (8MB) (for PlayStation®2). We highly recommend using a memory card to enjoy the many features you'll find in this game.



Data will be automatically loaded each time you start your console, as long as your memory card is inserted in MEMORY CARD slot 1, or in MEMORY CARD slot 1-A if you're using a multitap (for PlayStation®2). This prevents you from having to go through the menus to adjust the settings to your liking each time you want to play the game.

To make things easy, try turning on the Autosave Settings option from the Options Menu. To save Scores and Settings manually, access the Options Menu, then select **SAVE**.

It is advised that you do not insert or remove peripherals or memory cards once the power is turned ON. Make sure there is enough free space on your memory card before commencing play. Do not add or remove a memory card while saving is in progress.

Single Player Games



APB is the ultimate cops and robbers game where you portray Officer Bob, driving the police car in hot pursuit of lawbreakers. The levels of gameplay are measured in days. In order to progress to the next level, the player must meet the daily quota.

There are multiple objectives to challenge both novice and experienced players:

Meet the daily quota by arresting the offenders (litterbugs, drunks, dopers, honking taxis, hitchhikers, bikers, speeders and others).

Send APB criminals to jail (Sid Sniper, Juan Fingers, Freddy Freak, Hans Oop and many more). Collect bonus time, extra fuel and police car enhancements.

The game is over when you obtain too many demerits. Demerits are given for not arresting the day's quota of criminals, shooting innocent vehicles, crashing the police car and running out of gas.

By driving through the speed shop, you can select from several different enhancements for his police car, including: faster acceleration, higher top speed, radar, armor, guns and better brakes. There are many levels of each of these enhancements for you to acquire. The ability to build a more powerful police car is an added incentive for you to use the add-a-coin game continuation and maintain this vehicle.



Hard Drivin'

How would you like to test drive a high-powered sports car on a stunt course? Now you have your chance! Have you ever jumped a draw bridge or driven a vertical loop? These thrilling stunts, among others, are found in Hard Drivin'.

Maybe high-speed driving is your type of excitement. Put the pedal to the metal and try to keep your control around the corners, weaving in and out of traffic while avoiding oncoming cars. All this and more await you behind the wheel of Hard Drivin'.



Two Player Games



This one-on-one basketball game basically follows the normal rules of basketball, but does not account for fouls. Players can actually fight for control of the ball.

The game basically follows the same rules as basketball. Two points are awarded for each basket made. Three points are awarded for completed shots made from outside the three-point line. The game does not account for fouls so players are encouraged to use the Punch feature to make the game more enjoyable.

To Shoot or Pass, press the appropriate button. To "fake out" an opponent, hold the button down longer. If your teammate is holding the ball, you can "tell him" to Shoot or Pass by pressing the corresponding button.

To block, press and release the Shoot button. To punch, aim your player at the ball and press the Pass button. To perform a Diving Steal, press the Pass and Shoot buttons simultaneously.



Two players can compete head-to-head, or a second player can enter a game at any time if one player is already in the game.

In each race, players compete to collect gold wrenches, which appear randomly on the track. These wrenches can be traded in for custom car features such as higher top speed, super traction, turbo accelerations and faster crash recovery.

There are five levels of each of these features for a total of 20 custom car bonuses. There is also an unlimited bonus of increased score for more skillful players.

An extra layer bonus wrench is awarded to players who can better the existing "Best Lap Time" on each track. As on Super Sprint, bonus wrenches are also awarded to players who start a game on a more difficult level.

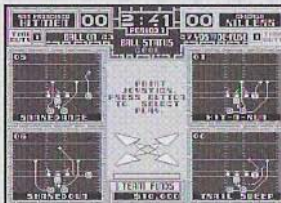


Championship Sprint will be a surprise to even seasoned "Sprint" players, as there are new tracks which offer unique challenges. In addition, track hazards and obstacles will gradually increase on each progressive track.

Two Player Games



Cyberball 2072 is tough, hard hitting futuristic football. This game has all the key ingredients of the original, plus many exciting additions. Cyberball 2072 combines the best of both sports and action games rolled into one.



Select offensive and defensive plays, passes, laterals and blitzes. Team captains can call strategic time-outs, replace weak players and purchase new ones.

Cyberball 2072 has nearly 250 total plays, plus three unique high score tables.



He's got a face only a mothership could love...and your mission is to guide Krooz'r safely back home. During the journey, there will be obstacles in your orbit. Fire away at your enemies, and if you encounter an onslaught of enemies, activate your energy shield.

When the opposition gets too tough to handle, be on the lookout for your Smart Bomb. When the bomb turns red, that's your signal to shoot it and destroy all the enemies on your screen.

Every third play, get ready for an Inter-galactic garage sale. Krooz'r solos the solar system without his ship. For most aliens, it's a waste of energy. But not for Krooz'r. You'll be helping him pick up a few necessities for the road in the Kosmik Junkyard. And if you're a smart shopper and deposit them into Krooz'r ship, you'll win another base.



Two Player Games



The place? A mystical realm, where an elite group of fighters gather for the ultimate grudge match.

Choose from your favorite MK fighters like Johnny Cage, Liu Kang, Scorpion, Raiden – even the dreaded Shang Tsung. Or select from a host of new challengers, each more deadly than the next. Then punch and kick your way to the top using secret moves and fatalities.

It's the ultimate martial arts experience. With plenty of hidden surprises along the way.



MK3 reached a level of hype like no other sequel in history. The Underground at the Match Up screen are clues to help unlock MK3's six-digit encryption code. When a code is cracked, the game answers with a gift of power or dimension.



Secret portals allow fighters to smash up and down into three dimensionally rendered moving backgrounds for the ultimate bi-level battlefield. An expanded control panel includes a "run" button, allowing faster, more intense play for every character.

Intense, live action and fully digitized fight sequences make for the most realistic action the industry has ever seen.

Press the directional buttons **↑** along with the **⊗** button to randomly select a fighter.



Max Force and Hit Man are on a mission to destroy the K.R.A.K. criminal syndicate and protect the innocent. Junkies, punks, thieves, psychos and murderers must all face the elite team's special brand of justice.

The elite team is armed with machine guns and rocket bombs, the ability to cruise through the city streets in a high-powered sports car and fly overhead in a specially equipped helicopter. Aided by the on-screen scanner, they must bust or kill the low life that rules the underworld, Mr. Big.

Along the way, there are drugs and loot to seize as evidence for bonus points as wave after wave unfolds.



Two Player Games




Primal Rage is a desperate, global head-to-head battle for survival featuring seven life-like digitized dinosaurs. Each of the seven characters has an arsenal of nearly seventy moves, including special and finishing moves. Each character has its own ending.

Select one of seven ferocious dinosaurs then pound your opponents into submission as you battle for Urth Domination. Blizzard's Freeze Breath fighting move stops you cold just before his Mega Punch hammers you senseless. Diablo's Inferno Flash cooks up a firestorm in one barbecuing breath and the foul disgusting Chaos dazes you with an abundant supply of Power Puke. Armadon's Gut Gouger, Sauron's Cranium Crusher, Talon's Face Ripper and Verligo's Scorpion Sting – every original arcade fighting move and fatality are at your fingertips. Get Ready to Rage!



SpyHunter 2 is a driving and shooting game using a 3-D perspective from behind and above the car. The car can attain several different weapons – up to four at one time. Two players may play at the same time cooperatively. Take out your enemies as you follow the storyline, but don't forget to keep your car loaded with weaponry.

The gameplay is very similar to the original, but the play perspective is three-dimensional – meaning that you're driving into a horizon, including going up and down hills. Peter Gunn theme music plays throughout.



Two Player Games



It's 1999 and the war may have officially ended, but it's not over yet! General Akhboob, evil ruler of Kookistan, is creating mutant life forms at his well-defended bio-nuclear research facility. His evil empire must be destroyed! Our government sends in the Domsday Squad – Captain Carnage and Major Mayhem – to rescue hostages and capture the evil dictator.


You'll test your fighting skills through three battlefields in pursuit of the demonic general. Armed with an entire arsenal of bombs and air-to-surface missiles, you must dodge land mines, flamethrowers, toxic slime, runaway jeeps and nuclear time bombs. While rescuing hostages, players pick up icons for bonus points and weapon upgrades. And by knowing secret passwords, players can warp ahead to the final confrontation with General Akhboob.



Brawn and brute force are the tools of your trade. You're about to become a backwoods lumberjack. And your mission is to muscle your way through the forest by chopping down trees before time runs out!

There's a job to be done at the logging camp...and you've got a nasty boss who will make sure it's done right. Maneuver your logger around the trees and start chopping. Be sure to make a run for it when the trees timber, or you'll be flattened. Look out for the angry bear that tosses bee hives your way. Steer clear of calamities to finish the job on time and your boss will reward you with bonus points.

It's important to check your time on the upper right section of the screen, but be careful. The Boss doesn't like a clock-watcher who can't meet the quota. Each time you get stung by bees or fail to meet your quota, you'll lose one logger.



Once you get the hang of the job, you can branch out, and take on another player and compete against each other in a vigorous showdown of chopping power. Use your "shouldering" techniques to topple trees down on opponents and create an on-screen obstacle course. Make it to the bonus round without a scratch and take on a new challenge. Now all you have to do is balance atop a floating log and you'll log enough points to win the game and really impress the boss!

Two Player Games



The pace builds. The points mount. The creatures multiply. Take on the creatures with Krooz'r at the control, but be on the look out for double trouble. Each creature has a deadly twin, and you must overcome them both to survive.


Shoot one and watch him quiver. Shoot his twin before the vibrating stops and you've made the right move. They both vanish from the screen. Take it easy on the first screen, as your paired up against one creature. After the 4th screen, things may take a turn for the worse. Look out for 6 pairs of creature combinations. You can also take on matched pairs of creatures, but be careful, shoot one and you'll have babies to contend with.



The object of Wizard of Wor is to descend into the many dungeons of Wor, killing monsters, beating the Wizard and earning a high score.

You control a separate squadron of warriors and compete for score at the same time. Warriors descend into various dungeon mazes, battling visible and invisible monster Worlings, and maybe the Wizard himself. Teamwork in the two player mode is important—but not necessary to play. If one player mode is selected, the computer becomes the second player.

Dungeon maze patterns appear at random and have Escape Doors at either end. These are used for strategic exit and entry by Warriors to outwit the monster Worlings. They are also a means of escape for Worluk. If either player hits the Worluk, the score of subsequent play is doubled. The Radar Screen reveals the general location of invisible monsters in the maze to alert the Warriors.



Two Player Games



Join Major Rock Hardy and Captain Ace Gunn on their quest to overcome the Master Xybot and his horde of evil robotic monsters.

The huge underground multi-level city created by the Xybots is composed of mazes with locked doors and transporters to connect different areas of the same level. Players must battle the Xybots and reach the exit elevator to advance to the next level. In the mazes, you'll find energy pods to restore energy, keys to open doors and coins to buy valuable supplies in the store. At the end of each level, players enter the store where supplies can be purchased. Some supplies are permanent, others are only temporary and must be replenished.

Every few levels, you can face the master Xybot in a one-on-one duel. Only by defeating the master Xybot can players advance to the next level. The penalty for losing is to be sent back a few levels.



Three Player Games



This is Pit Fighter, the underground sport fighting sensation. There's no shortage of action in this no-holds-barred street fight. Players select one of three fighters to take on anyone who dares.

You can unleash a lethal "Super-move". Anything in the path of this is sure to go down. After a match, opponents are awarded a Knockout Bonus, Brutality Bonus and a Fight Purse.



Every third match is a Grudge Match where players test the skills of each other. The last man standing is the winner of this three-knockdown match. You'll fight your way to the Elimination Match to decide who wins the opportunity to dethrone the champion, the Masked Warrior.

Three Player Games



OH NO! Your 3 favorite human-munching, badly-behaved mutants have been captured! Unfortunately, for the humans inhabiting planet Earth, brand new mutants have been sent to rescue George, Lizzy and Ralph.

You'll meet all three monsters as they destroy cities in North America, Asia and Europe! Get ready for destruction, mayhem, alien exterminations and the best buffet in town - the people of Earth! Hope you're hungry!



Xenophobe is a space adventure game in which players attempt to exterminate hostile alien life forms that have overrun the huge floating "Starbases." A horizontal monitor is split into three sections, one for each of up to three people.

Players wander around a space station shooting as many aliens as they can before their health or time runs out; then it's off to the next space station. There are multiple weapon types, including a duck gun!



Four Player Games



Gauntlet II has over 100 levels of action as you take on the powers of your favorite player. Discover the hidden gifts of the Secret Room, come face-to-face with the fearsome dragon and watch out for the Death Curse of the evil "IT".

Stun tiles, acid puddles, force fields and moving exits make your progress all the more difficult. But there are mystical amulets to be gained, which will enhance your powers to repel the monsters, walk through walls or increase your firepower. You may even move some of the maze walls to your advantage. Gauntlet II is not just a further episode in this enthralling crusade, it's an action packed adventure.



 MIDWAY

*Wield the
Power
of the
Judgment
Ring
to Fulfill
Your Destiny*

On Sale Now!



SHADOW HEARTS
COVENANT™

shadowheartscovenant.com



Language
Partial Nudity
Suggestive Themes
Violence



PlayStation 2

Warranty

MIDWAY HOME ENTERTAINMENT INC. warrants to the original purchaser of this Midway Home Entertainment Inc. software product that the medium on which this computer program is recorded is free from defects in materials and workmanship for a period of ninety (90) days from the date of purchase. This Midway Home Entertainment Inc. software program is sold "as is," without express or implied warranty damages of any kind, and Midway Home Entertainment Inc. is not liable for any losses or damages of any kind resulting from the use of this program. Midway Home Entertainment Inc. agrees for a period of ninety (90) days to either repair or replace, at its option, free of charge, any Midway Home Entertainment Inc. software product, postage paid, with proof of purchase, at its Factory Service Center.

This warranty is not applicable to normal wear and tear. This warranty shall not be applicable and shall be void if the defect in the Midway Home Entertainment Inc. software product has arisen through abuse, unreasonable use, mistreatment or neglect. THIS WARRANTY IS IN LIEU OF ALL OTHER WARRANTIES AND NO OTHER REPRESENTATIONS OR CLAIMS OF ANY NATURE SHALL BE BINDING ON OR OBLIGATE Midway Home Entertainment Inc. ANY IMPLIED WARRANTIES APPLICABLE TO THIS SOFTWARE PRODUCT, INCLUDING WARRANTIES OF MERCHANTABILITY AND FITNESS FOR A PARTICULAR PURPOSE, ARE LIMITED TO THE NINETY (90) DAY PERIOD DESCRIBED ABOVE. IN NO EVENT WILL MIDWAY HOME ENTERTAINMENT INC. BE LIABLE FOR ANY SPECIAL, INCIDENTAL, OR CONSEQUENTIAL DAMAGES RESULTING FROM POSSESSION, USE OR MALFUNCTION OF THIS Midway Home Entertainment Inc. SOFTWARE PRODUCT.

Some states do not allow limitations as to how long an implied warranty lasts and/or exclusions or limitations of incidental or consequential damages so the above limitations and/or exclusions of liability may not apply to you. This warranty gives you specific rights, and you may also have other rights which vary from state to state.

Midway Home Entertainment Inc.
Attn: Tech/Customer Support
PO Box 360839
Milpitas, Ca 95036-0839
www.midway.com

Midway Customer Support
(408) 473-9499
10:00am - 6:30pm / Central Time
Monday - Friday
Automated help line open 24 hours a day
Email: support@midway.com

Hints and Tips

For the hottest tips and codes for Midway Games, call 1-800-328-HINT (4468). Automated tips and codes are available 24 hours a day, 7 days a week. The cost for automated hints is \$1.40 for the first minute, .99 cents per minute thereafter. Live operator support is 1.50 per minute and is available Monday through Friday from 9 am to 6 pm Pacific Time. You must be 18 years of age or older or have parental consent to call this number. A touch-tone phone is required. Messages are subject to change without notice.



MORTAL KOMBAT® DECEPTION



"BEST FIGHTING
GAME OF E3"



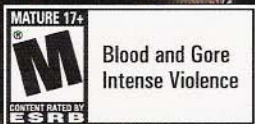
"BEST FIGHTING
GAME OF E3"

IT WILL KONSUME YOU.

MORTALKOMBATDECEPTION.COM

MIDWAY

PlayStation 2



Mortal Kombat® Deception™ © 2004 Midway Amusement Games, LLC. All rights reserved. MORTAL KOMBAT, the dragon logo, MIDWAY, and the Midway logo are registered trademarks of Midway Amusement Games, LLC. MORTAL KOMBAT DECEPTION, the W in a circle logo and all character names are trademarks of Midway Amusement Games, LLC. GameSpy and the "Powered by GameSpy" design are trademarks of GameSpy Industries, Inc. All rights reserved. Used by permission. Midway Amusement Games, LLC and its affiliates do not monitor, endorse or accept responsibility for the content of any non-Midway website. Distributed under license by Midway Home Entertainment Inc.

"PlayStation", and the "PS" Family logo are registered trademarks of Sony Computer Entertainment Inc. The Online icon is a trademark of Sony Computer Entertainment America Inc. Online play requires internet connection, Network Adaptor (for PlayStation 2) and Memory Card (8MB) (for PlayStation 2) (each sold separately).

Compilation © 2004 Midway Home Entertainment Inc. The following titles are trademark and copyright Midway Amusement Games, LLC: Spy Hunter II © 1987; Arch Rivals © 1989; Xenophobe © 1987; Mortal Kombat II © 1993; Mortal Kombat 3 © 1995; NARC © 1988 Total Carnage © 1991; Rampage World Tour © 1997; Timber © 1984 and Wizard of Wor © 1981; Kozmik Krouzr © 1982; Wacko © 1983. The following titles are trademark and copyright Midway Games West: Gauntlet II © 1986; Xybots © 1987; APB © 1987; Championship Spirit © 1986; Hard Drivin' © 1989; Pit Fighter © 1990; Primal Rage © 1994; and Cyberball 2072 © 1989. MIDWAY and the Midway logos are trademarks of Midway Amusement Games, LLC. All rights reserved. Used by permission. Distributed under license by Midway Home Entertainment Inc.