



TRANSFORMERS™

REVENGE OF THE FALLEN™



EmuMovies

ACTIVISION®

⚠ WARNING: PHOTOSENSITIVITY/EPILEPSY/SEIZURES

READ BEFORE USING YOUR PLAYSTATION®2 COMPUTER ENTERTAINMENT SYSTEM.

A very small percentage of individuals may experience epileptic seizures or blackouts when exposed to certain light patterns or flashing lights. Exposure to certain patterns or backgrounds on a television screen or when playing video games may trigger epileptic seizures or blackouts in these individuals. These conditions may trigger previously undetected epileptic symptoms or seizures in persons who have no history of prior seizures or epilepsy. If you, or anyone in your family, has an epileptic condition or has had seizures of any kind, consult your physician before playing. IMMEDIATELY DISCONTINUE use and consult your physician before resuming gameplay if you or your child experience any of the following health problems or symptoms:

- dizziness
- altered vision
- eye or muscle twitches
- loss of awareness
- disorientation
- seizures
- any involuntary movement or convulsion

RESUME GAMEPLAY ONLY ON APPROVAL OF YOUR PHYSICIAN.

Use and handling of video games to reduce the likelihood of a seizure

- Use in a well-lit area and keep as far away as possible from the television screen.
 - Avoid large screen televisions. Use the smallest television screen available.
 - Avoid prolonged use of the PlayStation®2 system. Take a 15-minute break during each hour of play.
 - Avoid playing when you are tired or need sleep.
-

Stop using the system immediately if you experience any of the following symptoms: lightheadedness, nausea, or a sensation similar to motion sickness; discomfort or pain in the eyes, ears, hands, arms, or any other part of the body. If the condition persists, consult a doctor.

WARNING TO OWNERS OF PROJECTION TELEVISIONS:

Do not connect your PlayStation®2 system to a projection TV without first consulting the user manual for your projection TV, unless it is of the LCD type. Otherwise, it may permanently damage your TV screen.

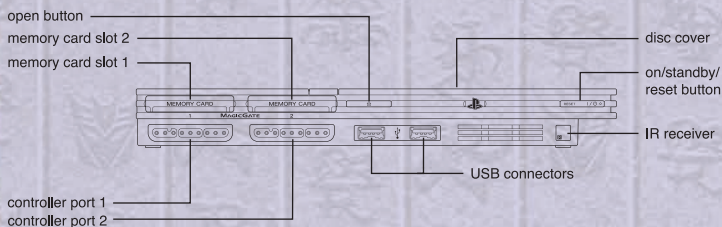
HANDLING YOUR PLAYSTATION®2 FORMAT DISC:

- This disc is intended for use only with PlayStation®2 consoles with the NTSC U/C designation.
- Do not bend it, crush it or submerge it in liquids.
- Do not leave it in direct sunlight or near a radiator or other source of heat.
- Be sure to take an occasional rest break during extended play.
- Keep this compact disc clean. Always hold the disc by the edges and keep it in its protective case when not in use. Clean the disc with a lint-free, soft, dry cloth, wiping in straight lines from center to outer edge. Never use solvents or abrasive cleaners.

TABLE OF CONTENTS

Getting Started	2
Starting Up.....	3
Story.....	4
Robot Controls	4
Vehicle Controls.....	5
Flight Controls.....	5
Remote Weapons System	6
Screen Display.....	6
Saving and Loading	7
Gameplay Tips and Strategy.....	8
Credits	9
Customer Support	16
Software License Agreement.....	17

GETTING STARTED



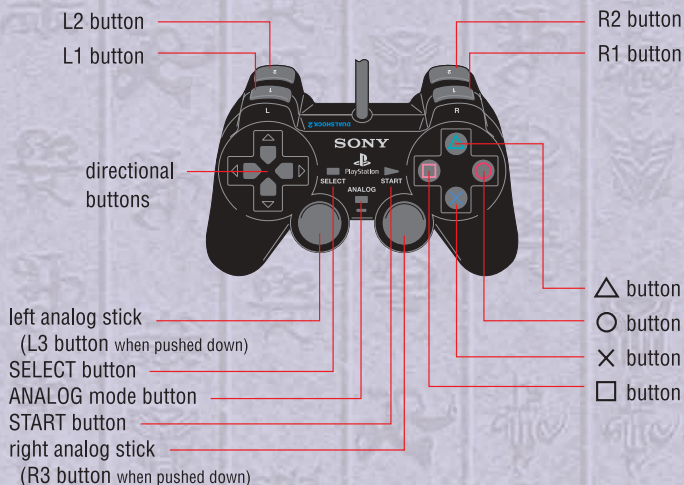
Set up your PlayStation®2 computer entertainment system according to the instructions supplied with your system. Check that the system is turned on (the on/standby indicator is green). Insert the *TRANSFORMERS™: REVENGE OF THE FALLEN™* disc in the system with the label side facing up. Attach game controllers and other peripherals as appropriate. Follow the on-screen instructions and refer to this manual for information on using the software.

Memory Card (8MB)(for PlayStation®2)

To save game settings and progress, insert a memory card (8MB)(for PlayStation®2) into MEMORY CARD slot 1 of your PlayStation®2 system. You can load saved game data from the same memory card or any memory card (8MB)(for PlayStation®2) containing previously saved games.

STARTING UP

DUALSHOCK®2 ANALOG CONTROLLER CONFIGURATIONS



To select menu options, use the **↑** and **↓** directional buttons to navigate. Highlight the desired option and press the **×** button to accept. To select a menu option, follow the on-screen button prompts and press the **×** button to accept and the **△** button to go back. *TRANSFORMERS™: REVENGE OF THE FALLEN™* supports the DUALSHOCK®2 analog controller. When Analog mode is on, the left analog stick works the same as the directional buttons.

STORY

In the two years since the defeat of their leader MEGATRON™, the DECEPTICONS™ have quietly gathered strength. Despite infighting, they've rallied behind the treacherous, but ambitious STARSCREAM™.

Meanwhile, the AUTOBOTS™ have formed a secret alliance with NEST—a covert human military faction—helping them hold the DECEPTICONS™ at bay and maintain peace.

But now this peace is threatened with a massive DECEPTICON™ attack in Shanghai, China. Well-organized and with powerful new reinforcements, this DECEPTICON™ strike is deadlier than anyone anticipated. AUTOBOT™ and NEST intel suggest the DECEPTICONS™ are motivated by a new master plan—one involving destruction on a truly global scale.

DECEPTICONS™ and AUTOBOTS™ are deadlocked in an epic war across the globe. This stalemate cannot last. One side must win.

The fate of humanity and planet Earth hang in the balance.

ROBOT CONTROLS

Movement	Button
Walk/Run	left analog stick
Block Attach (Push/Pull) Hack (Mini-game)	○ button
Jump	⊗ button
Aim	right analog stick
Power Up Attack	↑ on the directional buttons
Energize	L1 button
Special Attack	↓ on the directional buttons
Repair	R1 button
Primary Fire	R2 button
Secondary Fire	L2 button
Evade	left analog stick + ○ button
Light Attack	■ button
Two Hit Light Combo Attack	■ button (2x)
Three Hit Light Combo Attack	■ button (3x)
Heavy Attack	△ button
Two Hit Heavy Combo Attack	△ button (2x)
Three Hit Heavy Combo Attack	△ button (3x)
Prone Attack (after enemy is knocked down)	△ button

ROBOT CONTROLS (cont'd)

Movement	Button
Jump Attack	⊗ button, ◻ button / ▲ button
Knock Up	◻ button (2x), ▲ button
Shield Break	▲ button, ◻ button
Area Attack	◻ button, ▲ button (2x)
Stun	▲ button (2x), ◻ button
Pause	▶ START

VEHICLE CONTROLS

Movement	Button
Steering	left analog stick
Brake	◻ button
Aim	right analog stick
Convert	↓ on the directional buttons
Primary Fire	R2 button
Accelerate	⊗ button
Secondary Fire	L2 button





FLIGHT CONTROLS

Movement	Button
Movement	left analog stick
Afterburner	⊗ button
Aim	right analog stick
Energize	L1 button
Robot Mode Attack	↓ on the directional buttons
Repair	R1 button
Primary Fire	R2 button
Knife Edge	◻ button
Barrel Roll	⊙ button + left analog stick
Secondary Fire	L2 button

REMOTE WEAPONS SYSTEM

The Remote Weapons System is a hovering weapons system controlled by a cooperative player. The Remote Weapons System can be entered into or taken out of gameplay at any time.

REMOTE WEAPONS SYSTEM CONTROLS

Movement	Button
Remote Weapons System On/Off	 START
Aim/Movement	left analog stick
Magnifier Beam	 button
Energize	L1 button
Nuke/Shockwave	 button
EMP	 button
Primary Fire	R2 button
Shield	L2 button

SCREEN DISPLAY



Health Meter – Displays your remaining health. When the meter is drained you'll be defeated.

Shield – Displays your remaining shield. When the shield portion of the health meter is drained you'll be vulnerable to attacks. When the health is at full and you're not being attacked, the shield will recharge.

Energy Meter – Displays your remaining energy. Your energy meter drains by using your secondary weapons, performing special attacks, repairing your health, using powered up attacks, and providing energy to your remote weapons system. When the meter is fully drained, you'll have to wait for it to recharge. Be aware that it will not recharge to its full capacity, so keep an eye out for energy canisters as they will also replenish your energy.

Targeting Reticle – This shows where your shots will be aimed.

Remote Weapons System – This is the co-op player.

Remote Weapons System's Energy Meter – Displays the co-op player's energy. Their energy meter drains by using their weapons and giving you energy.

Remote Weapons System's Targeting Reticle – This shows where the co-op player's shots will be aimed.

SAVING AND LOADING

To save a game you'll need at least 50KB of free space available.

ARENA MODE:

Two areas can be unlocked that stage TRANSFORMERS™ Arena Battles. Existing purely as a 2 player experience, the Arena Mode pits 2 co-op players against waves of enemies.


Players will choose two TRANSFORMERS™ characters from both factions (AUTOBOTS™ or DECEPTICONS™) to battle against waves of enemies.

After a wave of enemies has been defeated the next wave is sent out toward the players. Progress through the waves is noted at milestone points throughout each arena.

CO-OP GAMEPLAY:

Remote Weapon System introduces an incredibly fun gameplay that is unique to 2 Player Mode without impacting the fun of 1 Player Mode. Player 2 has access to a range of Attacks, Defenses, and Special Abilities. Player 1 and 2 can also combine skills to create unique 2-player moves with devastating consequences! Note that Player 2 does not control the character's movement, (this is solely Player 1's role), but is in fact their own entity with the ability to control their own targeting. This allows single player cameras to remain optimal and unaffected by the inclusion of a second player.

DECEPTICON™ and AUTOBOT™ Remote Weapon Systems possess several different abilities. Whether you are playing as AUTOBOTS™ or DECEPTICONS™, both offer a range of offensive and defensive options.

To activate the second player, you must press  on the second controller.

GAMEPLAY TIPS AND STRATEGY

Special Attack – Press the special attack button to perform a powerful attack that damages any enemy in your surrounding area. This is very useful when being overrun by a swarm of enemies. Be aware that this will utilize a large portion of your energy, use it wisely.

Power Up Attack – Press the power up attack button to super charge your character giving them more attack power and invulnerability for a small period of time. Be aware that this will utilize a large portion of your energy, use it wisely.

Energy Canisters – Be on the lookout for energy canisters. These will help you to replenish your energy when it is low.

Repair – Replenish your health meter by pressing the repair button. Be aware that this utilizes energy, use it wisely.

Player One Energize – When your energy is low, the remote weapons system can help. If they press their energize button, your energy will begin to fill up. This will utilize their energy, so make sure they use it when you need it most.

Remote Weapons System Energize – When the remote weapons system's energy meter is low press the energize button to replenish their energy with your energy.

Charged Secondary Fire – Holding down the secondary fire button will charge the secondary weapon, as the weapon charges the targeting reticle will highlight in the four chambers. The longer you hold down the secondary fire, the stronger the firepower will be when it's released. Be aware this will utilize your energy; use it wisely.

CREDITS

KROME STUDIOS

Chief Executive Officer

Robert Walsh

Creative Director

Steve Stamatiadis

Development Director

Andy Green

Studio Director

Kurt Busch

Executive Producer

Kevin Burfitt

Producer

Mark Combes

Assistant Producer

Julian Cram

Asset Coordinator

Rachel Taylor

GAME DESIGN

Lead Designer

Simon Short

Design

Daniel Enright
Harry Ravenswood

Additional Design

Ben Pearce
Craig Duturbure
Trevor Powell

PROGRAMMING

Technical Director

Iain Cartwright

Programming

Andrew Scott
David Flower
Joel Crabbe
Jason Foo
John Humphreys
Keir Meikle
Leigh White
Liam Routt
Nick London
Simon Bullen
Trevor Powell

ART TEAM

Art Director

Ray Leung

Lead Artist

Garth Midgley

Lead Concept Artist

Richard Lyons

Concept Art

Danh Nhan
James Brouwer
Mike Manalac
Roberto Robert

UI Artist

Peter Santha

Technical Art

Damon Rayner

Environment Art

Darryl Mills
Jamie Evans
Jody Kruger
Jun Matsuo
Keith Leclizio
Leigh Miller
Luke Villanueva
Marcus Mestrov
Raymond Yang
Sim Furniss
Simon Hart

Lead Prop Artist

Warren Hawkes

Prop Art

Ben Southall
Brad Nestor
Brent Waller
Lloyd Young
Matt Mckillop
Stefan Alaki

Character Lead

David Mcleod

Character Art

Andrei Coval
Binge Wang
Gavin Youl
Iain Danvers
Justin Greenaway
Raphael Young

Animation

Andrew Cook
Damien Paon
Ian Bright
Laura Gorrie
Mathieu Walsh
Sue Wang
Tamas Molnar
Upinder Dhaliwal

ADDITIONAL ART

The People's Republic
of Animation

Lane Raichert,
Raichert Media, Inc.

Outsourcing

Alessandra Sainty
Vicky Kwan

LEVEL DESIGN

Lead Level Designer

Erik Sjovold

Level Designers

Adam Graham
Chris Glerum
Gaute Rasmussen
Guy Burkhart
Nicolas Wechter
Paul Harvey
Sam Howie
Sud Abbas

SOUND

Sound Designer

Cedar Jones

Audio Director

George Stamatiadis

Additional Sound Design

Anne-Marie Weber
Jamie Campbell

CUTSCENES

Script

Amanda Kool
Michah Wright
Simon Short

Cutscene Director

Clinton Skene

Cutscene Coordinators

Daniel Dahl

Kelly Krenn

Lead Cutscene Artist

Matthew Higgins

Cutscene Artists

Matthew Flinn

Shandor Fahrenfort

Additional Cutscenes

Andrew Bergmann

Jason JT Harwell

Robert Wriedt

Stuart Bahlin

Yuka Ueda

**MERKURY ENGINE
& TOOLS****Lead Merkury Programmer**

Glenn Watson

**Lead Merkury Programmer
(Melbourne)**

Myles Abbott

Lead Tools Programmer

Rowan Hamilton

Lead Physics Programmer

Russell Bartley

**Merkury Programmers/
Game Reps**

Jason Bright

Peter Litwiniuk

Merkury Programmers

Andrew Stunell

Anthony Wigan

Barry Jones

Ben Caudle

Damian Stewart

Darren Bremner

David Ely

Duncan Murray

Jonathan Lawrence

Manu Evans

Steve Thirlwall

Tony Ball

Merkury Tools Programmers

Antonio Lattanzio

Dennis Roche

Drew Mayo
Tristan Lewis
Tristan O Connor
Zac Congo**Merkury Technical Artists**

Robert Butterworth

Geordie Moffatt

Merkury Engine Artist

Ben Darling

Merkury Producer

Lindsay Parmenter

Merkury Assistant Producer

Peter Meiklejohn

**Lead Merkury
Technical Writer**

Amanda Kool

Merkury Technical Writer

Glen Van Den Bergen

Merkury Lead QA

Raymond Lam

Merkury QA

Clinton Evans

Craig Hughes

**QUALITY
ASSURANCE****QA Manager**

Scott Savage

QA Assistant Manager

Wade Higgins

QA Lead – Melbourne

Joshua Holland

QA Project Lead

Steve Wenham

QA Assistant Project Lead

Stephen Jude

QA Night Lead

Robert Littler

QA Staff

Adam Halsall

Adir Imroni

Ariel Shaw

Cam Eason

Cameron Sanderson

Edward Hunter

James Smith
Jeremy Kool
Justin Roopalu
Marta Sasvari
Megan Summers
Rebecca Smithers
Robin Ricketts
Sean Davidson
Stephen Farmer
Vitaly Budovski
Brendon Vince
David Burns
Jason Hailey
Peter Williams
Steven Robley
Tyron Curwen
Tyson Poppynick**TECHNICAL
SUPPORT****IT Manager**

Jason Muir

IT Support

Ben Leith

Spyro Polymiadis
Andrew Mcdonald

Daniel Rogers

Jane Subat

Keith Flannery

Luke Bennett

Peter Rori Steel
Brendan Hutchison
Mirza Ruvic**PRODUCTION
TOOLS****Lead Programmer**

Dirk Laubscher

Programming

Drew Robson

Glenn Cottrell

Tyson Brown

ADMINISTRATION**HR Manager**

Sarah Jordan

Human Resources

Emma Scrimshaw

Katie Puodziunas

Sarah Boase

Jude Healey

Office Manager

Marcia Watson

Office Administrators

Catherine Doyle

Charley Le

David Peck

Jocelyn Edmonds

Lisa Mckerr

Richard Moesbergen

Kimmi Surtees

Lance Sloane

Training

Jamie Scarrabelotti

Public Relations

Melissa Gork

PR Consultant

Tom Russo

Media Designer

Elizabeth Ballantyne

Special Thanks

Andrew Goulding

David Rosenbaum

Andreas Jonsson Omfont

**ACTIVISION
PUBLISHING, INC.****Senior Producer**

Doug Pearson

Associate Producers

Tim Tran

James Bonti

Production Coordinators

Adrienne Arrasmith

Mike Mejia

Additional Production

Vincent Fennel

Aaron Gray

Production Testers

Dov Carson

Robert Lara

Mike Ryan

Andrew Worshell

Producer

Jason Ades

Executive Producer

Daniel Suarez

Vice President of Production

Thaine Lyman

**ACTIVISION
STUDIO CENTRAL
RESOURCES****CENTRAL DESIGN****Senior Director****of Game Design**

Carl Schnurr

Manager, Central User Testing

Ray Kowalewski

Central Game Designers

Derek Daniels

Thomas Wells

Game Design Analyst

Jeff Chen

**CENTRAL
TECHNOLOGY****Technical Directors**

Jean-Marc Morel

Matt Wilkinson

**TALENT
AND AUDIO
MANAGEMENT
GROUP****Director of Central Audio**

Adam Levenson

Talent Manager

Marchele Hardin

Talent Associate

Noah Sarid

Talent Coordinator

Stefani Jones

Sound Artist

Trevor Bresaw

ART SERVICES**Art Services Manager**

Todd Pruyin

Art Services Associate

Ben Szeto

Art Services Leads

Randi Cohn

Mike Hunau

Art Services Coordinators

David Asadourian

Adam Bava

**ACTIVISION
MARKETING
GLOBAL BRAND
MANAGEMENT****Global Brand Manager**

Gary Lai

Associate Brand Manager

Tyler Michaud

Retail Marketing Manager

Kimberly Bryant

**Associate Retail
Marketing Manager**

Ryan Lacina

**Vice President of Global
Brand Management**

Rob Kostich

**PUBLIC
RELATIONS****Publicist**

Kelvin Liu

Senior Publicist

Kyle Walker

Junior Publicist

Danny Beardsworth

**Senior Director of
Public Relations**

Michelle Schroder

Global Asset Manager

Karen Yi

**MARKETING
COMMUNICATIONS****Senior Director,
Marketing Communications**

Susan Hallock

**Senior Manager,
Marketing Communications**

Jamie Melton

**Manager,
Marketing Communications**

Jill Barry

**Director,
Interactive Marketing**
Carlson Choi

**Associate Manager,
Interactive Marketing**
Eric So

**ACTIVISION
QUALITY
ASSURANCE**

**Vice President of Quality
Assurance/ Customer Service**

Paul Sterngold
Rich Robinson

Director, Quality Assurance
Marilena Morini

**QUALITY
ASSURANCE,
FUNCTIONALITY**

QA Project Lead
Grayson Suarez

QA Floor Lead
Tommy Hooper

QA Testers
Daniel Aneiros, Rey Carmier
Dimitri Carr, Keith Evans
Martina Garcia
Joseph Ocampo

QA Senior Project Lead
Thom Denick

QA Manager
Jason Levine

**TECHNICAL
REQUIREMENTS
GROUP**

Director, QA
Christopher Wilson

TRG Submissions Leads
Daniel L. Nichols
Christopher Norman

TRG Submissions Adjutant
Dustin Carter

TRG Senior Platform Leads
Kyle Carey
Jason Harris

TRG Platform Leads
Brian Bensi
Paul Carrion
Tomohiro Shikami

TRG Testers
Brian Baker, Keith Kodam
Colin Kawakami, Kirt Sanchez
Paco Erskine Scott Borakove
John McCurry, Todd Baron
Brent Gothold, Melvin Allen
Caleb Huddleston, Ian Pilcher
Demetrius Hoston, Jennifer
Goodman, Stefan Goodreau
Mike Juarez, Kyle Robbins
Christopher McCardle
Zachary Blough, Lacey
Crawford-Witkos, Justin
Schriefer, Anthony Bellisario

**QA CODE
RELEASE GROUP**

**QA Certification Lab
Senior Leads**
Brandon Valdez
Cyra Talton

**QA Certification
Lab Project Lead**
Fausto Lorenzani

QA CRG Project Lead
Matt Ryan

QA CRG Floor Lead
Jonathan Mack

QA CRG Tester
Christian Vasco

**QA AUDIO
VISUAL LAB**

QA AV Lab Project Lead
Victor Durling

QA AV Lab Senior Tester
Cliff Hooper

QA AV Lab Testers
Delven Rutledge
Ryan Visteen

**QA MASTERING
LAB**

Mastering Lab Supervisor
John Donnelly

**Senior Mastering
Lab Technician**
Sean Kim

Mastering Lab Technicians
Tyree Deramus, Danny Feng
Douglas Hernandez
Jose Hernandez, Kai Hsu
Rodrigo Magana, Steven
Rodriguez, Leejay Ronquillo
Orbel Shakhmalian
Gary Washington

QA-MIS

**Senior Manager,
QA Technologies**
Indra Yee

QA-MIS Manager
Dave Garcia-Gomez

QA-MIS Technicians
Chris Gill
Teddy Hwang
Brian Martin
Jeremy Torres
Lawrence Wei

QA-MIS Web Developer
Sean Olson

**QA-MIS Equipment
Coordinators**
Long Le
Coleman Thaxton

**QA DATABASE
ADMINISTRATION
GROUP**

**Senior Lead Database
Administrator**
Jeremy Richards

Lead Database Administrator
Kelly Huffine

Database Technicians
Christopher Shanley
Timothy Toledo

DBA Senior Testers
Derrick L. Davis
Wayne Williams

DBA Testers
Nick Chavez, Allison Diaz
Mike Genadry, Matthew Hui
Dennis Soh, Randi
Williams-Pardo

QA OPERATIONS GROUP

Director, QA Operations

George Viegas

Operations & Planning Supervisor

Jeremy Shortell

Operations Associate

Paul Colbert

Customer Support Managers

Gary Bolduc

Michael Hill

QA SPECIAL THANKS

Abby Alvarado, Nuria Andres
Brian Carlson, Mike Clarke
Randolph L.S. d'Amore
Alona Forsythe
Maria Gonzalez, Sofia Hadjeri
Rachel Overton, Dylan Rixford, Tracy Sheppard
Jacqueline Jolie Sheltmire
Nadine Theuzillot, Jennifer Vitiello, Marc Williams

ACTIVISION PRODUCTION SERVICES - EUROPE

Director of Production Services - Europe

Barry Kehoe

Senior Localization Project Manager

Annette Lee

Localization Coordinator

Tomas Matousek

Localization QA Manager

David Hickey

Localization QA Lead

Maurice Larkin

Localization QA Testers

Floor Leads

Fabrizio Ampola

Jaak Pieterse

Testers

Vincent Belamy, Falk Buerger
Lorenzo Camplone

Juan Cano, Raffaele Castaldi
Jonas Cigas, Arturo Garcia Rodriguez, Lara Sola Galego
Sabrina Karlein
Benjamin Koppenwallner
Aindreas Kugler
Pierre-Antoine Lelong
Jeremy Levi, Janire Lopez
Dario Milone, Gabriel Morisseau, Jeremy Morla
Shane Morris, Cormac O'Sullivan, Florent Parage
Sergio Hernan Petenar
Nicola Sper, Simone Talfourd

Burn Lab Technician

Isha Jain

IT Network Technician

Fergus Lindsay

Localization Tools & Support

Provided by Stephanie Deming & XLOC, Inc

Vendors

Texturama

Turbo Squid, Inc.

Monotype Imaging Inc.
T26 Digital Type Foundry
Hyperfocal Design PTY, Ltd.

Earth Imagery Provided by

NASA Visible Earth

Activision Special Thanks

Bobby Kotick, Mike Griffith
Dave Stohl, Steve Ackrich
Steve Pearce, Thomas Tipple
Brian Hodous, Brian Ward
Laird Malamed, Jim McGinnis, Maryanne Lataif
Suzan Rude, Steve Young
Raj Sain, Jason Dalbotten
Eric Glinoga, Adrian Gomez
Dan Winters, Fransisca Tan
Sheilah Brooks, Shannon Wahl
Alexandra Mahlke, Jennifer Sullivan, Derek Brown
Greg Deutsch, Chris Cosby
Jane Elms, Kap Kang
Kate Ogosta, Amanda O'Keeffe
Travis Stansbury, Phil Terzian
Mary Tuck, Dave Anderson
Yasmine Benyamini
Letam Biira, Ralph Perillon
Nikki Pounds, Tim Stuedler
Jill Barry, Kristina M. Jolly

Bernardo Antoniazzi
Ryan Chen, Owen Chang

EXTRA SPECIAL THANKS FOR COLLABORATION AND SUPPORT

TRANSFORMERS™: REVENGE OF THE FALLEN™ Film Team

Michael Bay, Ian Bryce
Page Buckner, Matthew Cohan, Tom DeSanto
Lorenzo Di Bonaventura
Adam Goodman, Michelle McGonagle, Ben Procter
Stacey Snider
Steven Spielberg
Katie Taylor, Mark Vahradian

Hasbro

Aaron Archer, Mark Blecher
Michael Callahan, Ming Chan
Diane Clark, Jim Eisenstein
Brian Goldner, Erin Hillman
James Jones, Greg Lombardo
Samantha Lomow
Justin Pappas, Greg Roth
Michael Verrecchia
Richard Zambarano

Paramount Pictures

Henrik Knudsen
Heather Rovogno

Industrial Light and Magic

Wayne Billheimer
Erin O'Conner

VOICE CAST

Sam Witwicky

Shia LaBeouf

Mikaela Banes

Megan Fox

Optimus Prime

Peter Cullen

Megatron

Frank Welker

The Fallen

James Arnold Taylor

Ironhide

Jess Harnell

Soundwave

Peter Jessop

Bumblebee

Mark Ryan

Jetfire

Clive Revill

Demolishor/Devastator

Fred Tatasciore

Sideways

John Dimaggio

Starscream

Charlie Adler

Additional Voices

Steven Jay Blum

John Dimaggio

Chris Edgerly, Bryce Johnson

Andrew Kishino, Nolan North

Fred Tatasciore

WOMB MUSIC**Casting and Voice Direction**

Margaret Tang

Womb Music

Editorial/Post

Rik Schaffer

MUSIC**Original Music Composed
and Produced by**

Steve Jablonsky

**Additional Orchestral
Score by**

Bobby Tahouri

CINEMATICS**Opening Cinematic by**

Plastic Wax Animation

Senior Producer

Dane Maddams

Creative Director

Nathan Maddams

Lead Texture Artist

Tyrone Maddams

Special FX Lead

Sidney Cheng

Lighting & Rendering Lead

Ben Malter

Lead Composer

Stuart Spoard

Lead Modeling Artist

Dean Wood

Lead Animator

Dean Finnigan

**Motion Capture
Technical Director**

Sina Azad

Marketing Director

Kevin Gill

STORY**Written by**

Micah Wright

Story by

Krome Studios

Adam Foshko

Micah Wright

HASBRO**HASBRO DIGITAL MEDIA
AND GAMING****GM**

Mark Blecher

VP of Production

James Jones

Creative Producer

Jim Eisenstein

Associate Producer

Michael Callahan

Art Director

Richard Zambarano

Game Analysts

Ming Chan

Justin Pappas

Traffic Coordinator

Diane Clark

Senior Marketing Manager

Greg Roth

Hasbro Special Thanks

Samantha Lomow, Aaron

Archer, Greg Lombardo

Michael Verrecchia

Erin Hillman, Bill Carroll

Scott Clark, Erin Comella

David Derouin, John

DeSimone, Corinne Edwards

Tim Eio, Joe Fernandes

Steve Flege, Paul Southworth

Jeff Burdeen, Pedro

Geppert, Michael Fuller

HASBRO and its logo, TRANSFORMERS and all related characters are trademarks of Hasbro and are used with permission. © 2009 Hasbro. All Rights Reserved. © 2009 DreamWorks, LLC and Paramount Pictures Corporation. Paramount and the Paramount logo are trademarks of Paramount. TM © 2009 Paramount. All Rights Reserved. Game © 2009 Activision Publishing, Inc. Activision is a registered trademark of Activision Publishing, Inc. All rights reserved. The ratings icon is a registered trademark of the Entertainment Software Association. All other trademarks and trade names are the properties of their respective owners.

Uses Bink Video Copyright © 1997–2009 by RAD Game Tools, Inc

Open Dynamics Engine Copyright © 2001-2004 Russell L. Smith. All rights reserved.

Redistribution and use in source and binary forms, with or without modification, are permitted provided that the following conditions are met:

- Redistributions of source code must retain the above copyright notice, this list of conditions and the following disclaimer.
- Redistributions in binary form must reproduce the above copyright notice, this list of conditions and the following disclaimer in the documentation and/or other materials provided with the distribution.
- Neither the names of ODE's copyright owner nor the names of its contributors may be used to endorse or promote products derived from this software without specific prior written permission.

THIS SOFTWARE IS PROVIDED BY THE COPYRIGHT HOLDERS AND CONTRIBUTORS "AS IS" AND ANY EXPRESS OR IMPLIED WARRANTIES, INCLUDING, BUT NOT LIMITED TO, THE IMPLIED WARRANTIES OF MERCHANTABILITY AND FITNESS FOR A PARTICULAR PURPOSE ARE DISCLAIMED. IN NO EVENT SHALL THE COPYRIGHT OWNER OR CONTRIBUTORS BE LIABLE FOR ANY DIRECT, INDIRECT, INCIDENTAL, SPECIAL, EXEMPLARY, OR CONSEQUENTIAL DAMAGES (INCLUDING, BUT NOT LIMITED TO, PROCUREMENT OF SUBSTITUTE GOODS OR SERVICES; LOSS OF USE, DATA, OR PROFITS; OR BUSINESS INTERRUPTION) HOWEVER CAUSED AND ON ANY THEORY OF LIABILITY, WHETHER IN CONTRACT, STRICT LIABILITY, OR TORT (INCLUDING NEGLIGENCE OR OTHERWISE) ARISING IN ANY WAY OUT OF THE USE OF THIS SOFTWARE, EVEN IF ADVISED OF THE POSSIBILITY OF SUCH DAMAGE.

CUSTOMER SUPPORT

Note: Please do not contact Customer Support for hints/codes/cheats; only technical issues.

Internet: <http://www.activision.com/support>

Our support section of the Web has the most up-to-date information available. We update the support pages daily, so please check here first for solutions. If you cannot find an answer to your issue, you can submit a question/incident to us using the online support form. A response may take anywhere from 24–72 hours depending on the volume of messages we receive and the nature of your problem.

Note: All support is handled in English only.

Note: The multiplayer components of Activision games are handled only through Internet support.

Phone: (310) 255-2050

You can call our 24-hour automated voice system for answers to our most frequently asked questions at the above number. Contact a Customer Support representative at the same number between the hours of 9:00 a.m. and 5:00 p.m. (Pacific Time), Monday through Friday, except holidays.

Please see the Limited Warranty contained within our Software License Agreement for warranty replacements. **We recommend that you first contact an Activision Technical Support Representative by phone or internet before sending your product to us.** In many cases, a replacement is not necessary to resolve your problem. Our support representatives will help you determine if a replacement is necessary. If a replacement is appropriate we can issue you an RMA (Return Materials Authorization) number to help process your replacement. Non-warranty game returns/refunds should be dealt with by the retailer or online site where you purchased the product.

Register your product online at <http://register.activision.com> so we can enter you in our monthly drawing for a fabulous Activision prize.

SOFTWARE LICENSE AGREEMENT

USE OF THIS PROGRAM IS SUBJECT TO THE SOFTWARE LICENSE TERMS SET FORTH BELOW. "PROGRAM" INCLUDES THE SOFTWARE INCLUDED WITH THIS AGREEMENT, THE ASSOCIATED MEDIA, ANY PRINTED MATERIALS, AND ANY ON-LINE OR ELECTRONIC DOCUMENTATION, AND ANY AND ALL COPIES AND DERIVATIVE WORKS OF SUCH SOFTWARE AND MATERIALS. BY OPENING THIS PACKAGE, AND/OR USING THE PROGRAM, YOU ACCEPT THE TERMS OF THIS LICENSE WITH ACTIVISION PUBLISHING, INC. ("ACTIVISION").

LIMITED USE LICENSE. Activision grants you the non-exclusive, non-transferable, limited right and license to use one copy of this Program solely and exclusively for your personal use. All rights not specifically granted under this Agreement are reserved by Activision. This Program is licensed, not sold. Your license confers no title or ownership in this Program and should not be construed as a sale of any rights in this Program.

OWNERSHIP. All title, ownership rights and intellectual property rights in and to this Program and any and all copies thereof (including but not limited to any titles, computer code, themes, objects, characters, character names, stories, dialog, catch phrases, locations, concepts, artwork, animation, sounds, musical compositions, audio-visual effects, methods of operation, moral rights, and any related documentation, incorporated into this Program) are owned by Activision or its licensors. This Program is protected by the copyright laws of the United States, international copyright treaties and conventions and other laws. This Program contains certain licensed materials and Activision's licensors may protect their rights in the event of any violation of this Agreement.

YOU SHALL NOT:

- Exploit this Program or any of its parts commercially, including but not limited to use at a cyber cafe, computer gaming center or any other location-based site. Activision may offer a separate Site License Agreement to permit you to make this Program available for commercial use; see the contact information below.
- Sell, rent, lease, license, distribute or otherwise transfer this Program, or any copies of this Program, without the express prior written consent of Activision.
- Reverse engineer, derive source code, modify, decompile, disassemble, or create derivative works of this Program, in whole or in part.
- Remove, disable or circumvent any proprietary notices or labels contained on or within the Program.
- Hack or modify (or attempt to modify or hack) the Program, or create, develop, modify, distribute or use any software programs, in order to gain (or allow others to gain) advantage of this Program in an on-line multiplayer game settings including but not limited to local area network or any other network play or on the internet.
- Export or re-export this Program or any copy or adaptation in violation of any applicable laws or regulations.

LIMITED WARRANTY. Activision warrants to the original consumer purchaser of this Program that the recording medium on which the Program is recorded will be free from defects in material and workmanship for 90 days from the date of purchase. If the recording medium is found defective within 90 days of original purchase, Activision agrees to replace, free of charge, any product discovered to be defective within such period upon its receipt of the Product, postage paid, with proof of the date of purchase, as long as the Program is still being manufactured by Activision. In the event that the Program is no longer available, Activision retains the right to substitute a similar program of equal or greater value. This warranty is limited to the recording medium containing the Program as originally provided by Activision and is not applicable to normal wear and tear. This warranty shall not be applicable and shall be void if the defect has arisen through abuse, mistreatment, or neglect. Any implied warranties prescribed by statute are expressly limited to the 90-day period described above.

EXCEPT AS SET FORTH ABOVE, THIS WARRANTY IS IN LIEU OF ALL OTHER WARRANTIES, WHETHER ORAL OR WRITTEN, EXPRESS OR IMPLIED, INCLUDING ANY WARRANTY OF MERCHANTABILITY, FITNESS FOR A PARTICULAR PURPOSE OR NON-INFRINGEMENT, AND NO OTHER REPRESENTATIONS OR CLAIMS OF ANY KIND SHALL BE BINDING ON OR OBLIGATE ACTIVISION, ITS LICENSORS OR THEIR AFFILIATES.

When returning the Program for warranty replacement please send the original product disks only in protective packaging and include: (1) a photocopy of your dated sales receipt; (2) your name and return address typed or clearly printed; (3) a brief note describing the defect, the problem(s) you are encountered and the system on which you are running the Program; (4) if you are returning the Program after the 90-day warranty period, but within one year after the date of purchase, please include check or money order for \$20 U.S. currency per disc replacement. Note: Certified mail recommended. In the U.S. send to: Warranty Replacements, Activision, Inc., P.O. Box 67713, Los Angeles, California 90067.

LIMITATION ON DAMAGES. IN NO EVENT WILL ACTIVISION, ITS LICENSORS OR THEIR AFFILIATES BE LIABLE FOR SPECIAL, INCIDENTAL OR CONSEQUENTIAL DAMAGES RESULTING FROM POSSESSION, USE OR MALFUNCTION OF THE PROGRAM, INCLUDING DAMAGES TO PROPERTY, LOSS OF GOODWILL, COMPUTER FAILURE OR MALFUNCTION AND, TO THE EXTENT PERMITTED BY LAW, DAMAGES FOR PERSONAL INJURIES, EVEN IF ACTIVISION, ITS LICENSOR AND THEIR AFFILIATES HAVE BEEN ADVISED OF THE POSSIBILITY OF SUCH DAMAGES. ACTIVISION'S LIABILITY SHALL NOT EXCEED THE ACTUAL PRICE PAID FOR THE LICENSE TO USE THIS PROGRAM. SOME STATES/COUNTRIES DO NOT ALLOW LIMITATIONS ON HOW LONG AN IMPLIED WARRANTY LASTS AND/OR THE EXCLUSION OR LIMITATION OF INCIDENTAL OR CONSEQUENTIAL DAMAGES, SO THE ABOVE LIMITATIONS AND/OR EXCLUSION OR LIMITATION OF LIABILITY MAY NOT APPLY TO YOU. THIS WARRANTY GIVES YOU SPECIFIC LEGAL RIGHTS, AND YOU MAY HAVE OTHER RIGHTS WHICH VARY FROM JURISDICTION TO JURISDICTION.

TERMINATION. Without prejudice to any other rights of Activision, this Agreement will terminate automatically if you fail to comply with its terms and conditions. In such event, you must destroy all copies of this Program and all of its component parts.

U.S. GOVERNMENT RESTRICTED RIGHTS. The Program and documentation have been developed entirely at private expense and are provided as "Commercial Computer Software" or "restricted computer software." Use, duplication or disclosure by the U.S. Government or a U.S. Government subcontractor is subject to the restrictions set forth in subparagraph (c)(1)(ii) of the Rights in Technical Data and Computer Software clauses in DFARS 252.227-7013 or as set forth in subparagraph (c)(1) and (2) of the Commercial Computer Software Restricted Rights clauses at FAR 52.227-19, as applicable. The Contractor/Manufacturer is Activision, Inc., 3100 Ocean Park Boulevard, Santa Monica, California 90405.

INJUNCTION. Because Activision would be irreparably damaged if the terms of this Agreement were not specifically enforced, you agree that Activision shall be entitled, without bond, other security or proof of damages, to appropriate equitable remedies with respect to breaches of this Agreement, in addition to such other remedies as Activision may otherwise have under applicable laws.

INDEMNITY. You agree to indemnify, defend and hold Activision, its partners, affiliates, contractors, officers, directors, employees and agents harmless from all damages, losses and expenses arising directly or indirectly from your acts and omissions to act in using the Product pursuant to the terms of this Agreement.

MISCELLANEOUS. This Agreement represents the complete agreement concerning this license between the parties and supersedes all prior agreements and representations between them. It may be amended only by a writing executed by both parties. If any provision of this Agreement is held to be unenforceable for any reason, such provision shall be reformed only to the extent necessary to make it enforceable and the remaining provisions of this Agreement shall not be affected. This Agreement shall be construed under California law as such law is applied to agreements between California residents entered into and to be performed within California, except as governed by federal law and you consent to the exclusive jurisdiction of the state and federal courts in Los Angeles, California.