


ROCKSTAR GAMES
PRESENTS



grand theft auto San Andreas

EmuMovies

A ROCKSTAR NORTH
PRODUCTION


OUT NOW

WWW.ROCKSTARGAMES.COM/SANANDREAS

SOUNDTRACK AVAILABLE ON INTERSCOPE RECORDS



PlayStation.2



© 2005 Rockstar Games, Inc. Rockstar Games, Rockstar North, the R logo, Grand Theft Auto and the Grand Theft Auto logo are trademarks and/or registered trademarks of Take-Two Interactive Software, Inc. "PlayStation" and the "PS" Family logo are registered trademarks of Sony Computer Entertainment Inc. The ratings icon is a trademark of the Entertainment Software Association. All other marks and trademarks are properties of their respective owners. All Rights Reserved.

THE
WARRIORS



WARNING: READ BEFORE USING YOUR PLAYSTATION®2 COMPUTER ENTERTAINMENT SYSTEM.

A very small percentage of individuals may experience epileptic seizures when exposed to certain light patterns or flashing lights. Exposure to certain patterns or backgrounds on a television screen or while playing video games, including games played on the PlayStation 2 console, may induce an epileptic seizure in these individuals. Certain conditions may induce previously undetected epileptic symptoms even in persons who have no history of prior seizures or epilepsy. If you, or anyone in your family, has an epileptic condition, consult your physician prior to playing. If you experience any of the following symptoms while playing a video game -- dizziness, altered vision, eye or muscle twitches, loss of awareness, disorientation, any involuntary movement, or convulsions -- IMMEDIATELY discontinue use and consult your physician before resuming play.

WARNING TO OWNERS OF PROJECTION TELEVISIONS:

Do not connect your PlayStation 2 console to a projection TV without first consulting the user manual for your projection TV, unless it is of the LCD type. Otherwise, it may permanently damage your TV screen.

USE OF UNAUTHORIZED PRODUCT:

The use of software or peripherals not authorized by Sony Computer Entertainment America may damage your console and/or invalidate your warranty. Only official or licensed peripherals should be used in the controller ports or memory card slots.

HANDLING YOUR PLAYSTATION 2 FORMAT DISC:


- This disc is intended for use only with PlayStation 2 consoles with the NTSC U/C designation.
- Do not bend it, crush it or submerge it in liquids.
- Do not leave it in direct sunlight or near a radiator or other source of heat.
- Be sure to take an occasional rest break during extended play.
- Keep this compact disc clean. Always hold the disc by the edges and keep it in its protective case when not in use. Clean the disc with a lint-free, soft, dry cloth, wiping in straight lines from center to outer edge. Never use solvents or abrasive cleaners.



CONTENTS

Getting Started	02
Starting Up	03
Controls	04
The Story	14
Gang Guides	16
Gameplay	34
Game Modes	39
Gameplay Tips	40
Credits	44
Music Credits	49
Warranty	52

GETTING STARTED



*Note: Illustration may not match all PlayStation 2 console types. For owners of SCPH-70000 series PlayStation 2 systems, refer to the setup instructions supplied with your system.

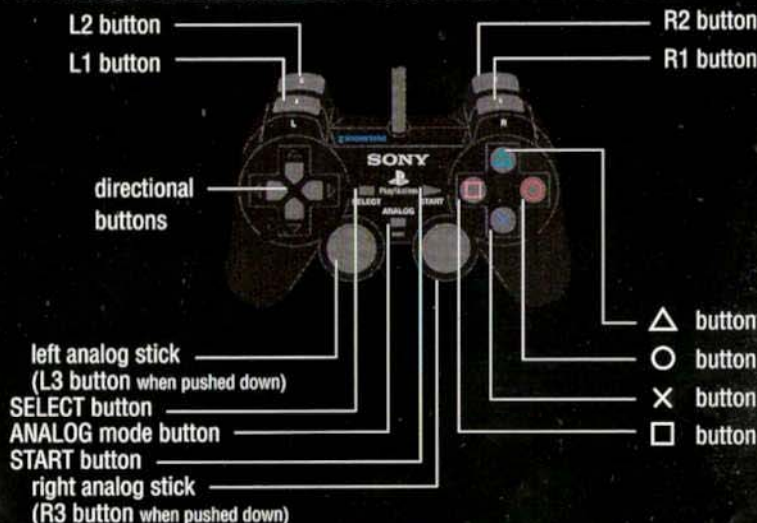
Set up your PlayStation®2 computer entertainment system according to the instructions in its Instruction Manual. Make sure the MAIN POWER switch (located on the back of the console) is turned on. Press the RESET button. When the power indicator lights up, press the open button and the disc tray will open. Place THE WARRIORS disc on the disc tray with the label side facing up. Press the open button again and the disc tray will close. Attach game controllers and other peripherals, as appropriate. Follow on-screen instructions and refer to this manual for information on using the software.

HEADS UP DISPLAY



STARTING UP

DUALSHOCK®2 ANALOG CONTROLLER CONFIGURATIONS



- | | | | |
|--------------------|---|--------------------------|---|
| | Pick up/Drop item
Fence Climb/Jump
Action | L2 button | Sprint |
| | Grab/Throw opponent
(Hold to tackle) | L1 button | Manual lock on
Aim projectile |
| | Heavy Attack
Attack when grabbed
(+L2 button) Running charge | R2 button | Command toggle |
| | Light Attack
Struggle when grabbed
(+L2 button) Cross body dive | R1 button | Block
Look back camera
when running |
| Left analog stick | Movement | L3 button | Camera auto-center |
| Right analog stick | Rotate camera
(+R2 button) Select Warrior commands | R3 button | Toggle camera distance |
| | | Up directional button | Show current objective |
| | | Right directional button | Heal self |
| | | Left directional button | Heal Warriors |
| | | Down directional button | Show bonus objectives |
| | | START button | Pause menu |
| | | SELECT button | Toggle HUD |



ELIMINATOR

LIVE WITH IT

Hurricanes

CONTROLS

Camera Controls

Toggle camera view by pressing on the R3 button.

Move the **right analog stick** left or right to rotate the camera horizontally.

Push up or down on the right analog stick to adjust the camera's vertical pitch. In some levels, the camera will be fixed. If the player attempts to move the camera  icon will appear.

Walk, Run and Sprint

Slightly push the **left analog stick** = walk.

Strong push on the **left analog stick** = run.


While moving the **left analog stick**

hold down **L2 button** to sprint.

Prolonged sprinting will deplete the character's stamina.



Action Button

 is the action button. It can be used to perform a variety of functions throughout the game. Such as jumping, climbing fences, picking up/dropping items and interacting with characters.

Basic Combat

Press  for light attacks.

Press  and  simultaneously to perform a strong attack.

Press  for heavy attacks.

Press  +  to perform a special paint attack (if player has paint in their inventory, uses one charge).

Press the **R1 button** to block.

Press the **R1 button** repeatedly while grabbed or mounted to attempt a reversal.

By pressing and holding the **L1 button** the player will lock-on to the nearest target. Let go of the **L1 button** to break the manual lock.

To disable an auto-lock on a specific character press the **L2 button**.

Grappling and Tackling


Press  to grapple an opponent.

To perform a dive tackle hold down .

Press  and  to perform a strong grapple.

Press the **R1 button** to turn around grabbed enemy.

To throw the grappled enemy, push the

left analog stick in the direction you want and press  to execute.

If you're near a wall, aim your opponent at it and press  to smash their face into it.

Press  to perform a knee smash attack on grappled opponents.

Press  to perform a gut or face punch attack on grappled opponents.

Press  +  to perform a power move.





Ground Level Attacks

Press **○** to mount a downed opponent.
Press **○** again to pick your opponent back up.
Press **□** or **×** to execute ground level attacks.
Press **×** + **□** to perform a power move.



Moving Attacks

To perform a moving attack, use the **left analog stick** and press **□** or **×**. For a more powerful moving attack, move towards the enemy while holding down the **L2 button** (sprinting) and press **□** to do a cross body attack or press **×** for a shoulder charge attack.



Snap Attacks

To hold off enemies approaching from behind or to the side, press **□** and use the **left analog stick** in their direction to throw a snap attack. This will buy you some time when overwhelmed by incoming threats.



Tandem Moves

If a Warrior has an enemy in a hold from behind, stand in front of the enemy and hit **×** or **○** to execute a tandem move. Your Warriors can also perform a tandem attack if you are holding an enemy from behind.



Weapons

Almost any object can be used as a weapon. Press **△** to pick up or drop weapons and items. If the item is a projectile, press **×** to throw it. Hold down the **L1 button** to manually aim any projectile weapon. If the item is a melee weapon, press **□** for a sweep attack and **×** for a heavy attack. All melee weapons can be thrown at opponents. To throw a melee weapon, press **□** and **×** at the same time.



Counterattacks and Reversals

By repeatedly pressing the **R1 button** the player may be able to reverse an opponent's grab. The player may also press **X** or **□** to attack and struggle. Counterattacks can be performed in two situations. If the player is about to be grabbed or tackled, press the **X** or **□** button at the exact time to break the attack. Players are also able to counterattack from a block.

Getting Busted and Cuffing Characters

In some missions, the cops will try to bust you (and your Warriors) via cuffing. If a fellow Warrior is busted, walk over to them and press **△** to initiate the mini-game. The player will then need to press the **L1 button** and **R1 button** alternately in order to break the cuffs. This is displayed by an on-screen meter that will fill up based on the player's progress. If the player is busted, then other Warriors will come to their aid.

The player may also find handcuffs and cuff keys on fallen cops. To use the hand cuffs on an enemy, the player must mount them and press the **R1 button**. To use the cuff keys press **△** to instantly free your Warriors.

Rage Mode

Build up your Rage Meter by pulling off a variety of combos and "style" moves (wall smashes, tossing enemies through windows/off rooftops/into breakable objects). In Rage Mode you will be temporarily invincible.



Press the **L1 button** and **R1 button** simultaneously to enter Rage Mode once your Rage Meter has filled. In Rage Mode the basic attacks **X** or **□** cause more damage and pressing **X** and **□** simultaneously will now perform a full 360 degree clearing move.

If you grab or mount someone and press **X** + **□** then **X** **X** you will perform a finishing move. A finishing move is lethal and will do serious damage to an opponent.





ELIMINATOR
ORPHANS

THE
WHEEL

Hurricanes



Combo Attack Button Sequences

Standard combos have varying effects. Depending on which Warrior executes the move, certain combos result in quick stuns, knockbacks, knockdowns or extreme knockdowns (send the victim flying into crowds). The less health your opponent has, the greater the effectiveness will be.

Combos started with a light attack:

- □ / □ ⊗ (stun or knockdown)
- □ □ (stun or knockback)
- □ ⊗ (knockback or knockdown)

Combos started with a heavy attack:

- ⊗ ⊗ (heavier damage)
- ⊗ □ (knockback or knockdown)



Power Move Combos

Each Warrior has 4 Power Move combos; 2 for normal fighting and 2 for Rage Mode. The Rage combos end in a devastating blow. To initiate these combos from a grab or a mount, press ⊗ + □. When the timing is right, press ⊗ two or three times to reign down the blows.





Warchief Commands

The player at anytime can give 6 commands to their fellow Warriors. To initiate Warchief commands, hold down the **R2 button**. Once it is pressed the 6 commands will appear in a ring on the bottom part of the screen. Use the **right analog stick** to select a command and then release the **R2 button**.

WRECK 'EM ALL:

Warriors will look for an enemy to attack or ready themselves with weapons.

MAYHEM:

Warriors will smash up anything in sight (cars, stores, street objects..).

LET'S GO:

Warriors will follow the player.

SCATTER:

Warriors will split up and look for hide areas when chased by cops.

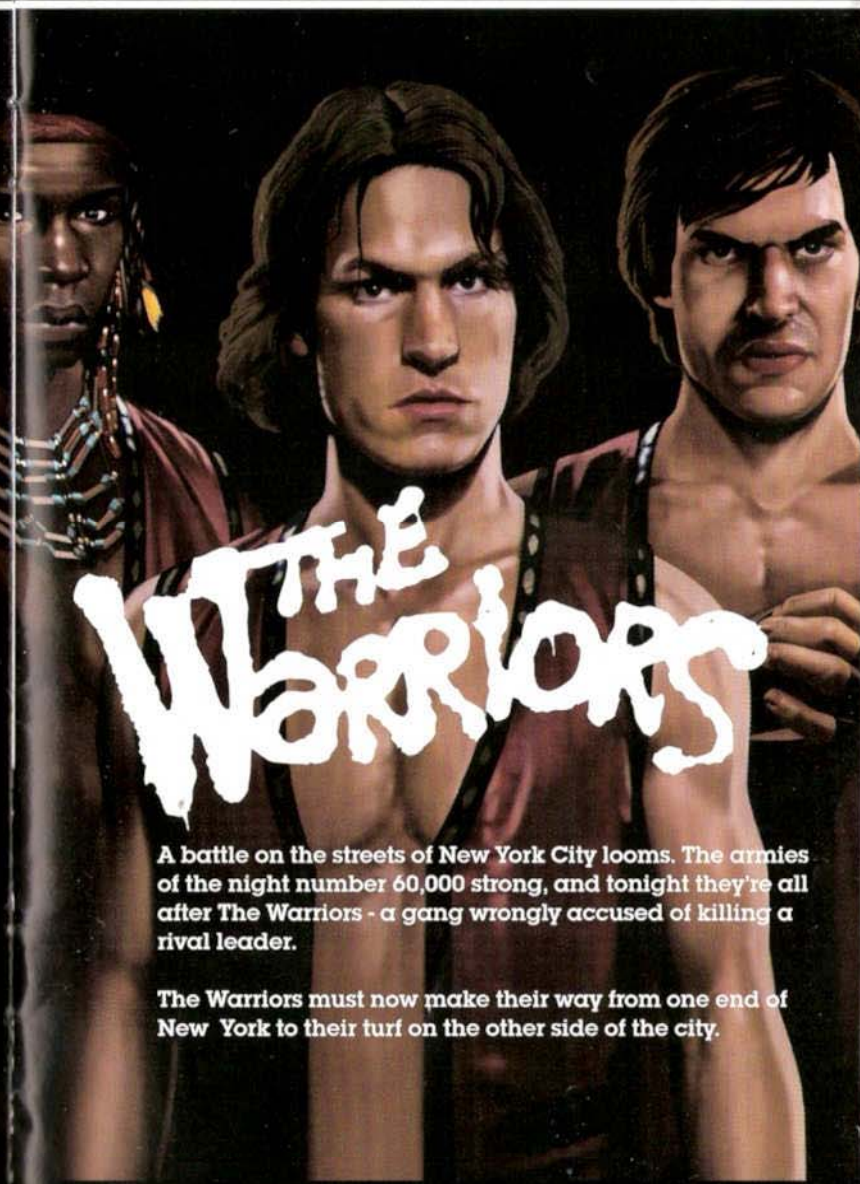

WATCH MY BACK:

Warriors will defend the area where the player is standing.

HOLD UP:

Warriors will stand their ground.





The Warriors

A battle on the streets of New York City looms. The armies of the night number 60,000 strong, and tonight they're all after The Warriors - a gang wrongly accused of killing a rival leader.

The Warriors must now make their way from one end of New York to their turf on the other side of the city.



THE WARRIORS

CONEY ISLAND, BROOKLYN



Reigning over their home turf of Coney Island in Brooklyn, led by Cleon, The Warriors have built a reputation as one of the toughest gangs in New York City. The Warriors' strength comes from the fact that each member brings their own unique toughness and skills to the gang. When brought together as a whole, The Warriors are able to make it through the perils of New York City gang warfare.



GANG GUIDES



Cleon

As Warlord, Cleon is the leader of the Warriors. He is the foundation of this gang.



Swan

The Warchief; second in command. A man of few words who thrives on action. A loner; willing to step up when it counts.



Rembrandt

The youngest of the gang. A writer that gets up wherever he can. A little soft around the edges, but still able to maneuver around any obstacle.



Snow

A real heavy soldier. Disciplined, independent and reserved. He can rumble with the best of them.



Ajax

The Muscle; cocky, loud and always up for a rumble. A loner who looks out for himself.



Vermin

A pretty heavy brawler. Pessimistic but loyal. A reliable ally who won't disappoint.



Fox

The Memory Man. Street smart and quick witted; a perfect scout.



Cochise

A real live soldier. Looking for a good time and all the action he can handle.



Cowboy

A voice of reason. Goes along with the group, always wearing a Stetson.



DESTROYERS

CONEY ISLAND, BROOKLYN

DESTROYERS



The original Coney Island gang and led by a backstabbing drunk, Virgil. The Destroyers are a pretty heavy set and put up some solid opposition in the battle for Coney's turf.


PUNKS

BOWERY, MANHATTAN

PUNKS



The Punks are a serious bunch of brawlers. Mean mothers looking for a good time and a good fight. This clique won't back down from anything.





THE LIZZIES

UNION SQUARE, MANHATTAN



The Lizzies are an all girl gang who can hang with the boys. Using their God-given gifts to their advantage, The Lizzies can easily sneak their way past any crew's defense.

HI-HATS

SOHO, MANHATTAN ➤



A quiet, but solid clique from Soho that dress like mimes. Very territorial, the Hi-Hats won't let anyone drop their colors where they don't belong. Led by Chatterbox, these self-proclaimed art aficionados are a messy set to battle with.





SAVAGE HUNS

CHINATOWN, MANHATTAN



The Savage Huns are skilled in Martial Arts and can withstand a hefty beating. They deal in extortion and loan-sharking and have some heavy numbers. Their Warlord, Ghost, is a very spiritual and disciplined martial artist who never speaks.

JONES STREET BOYS

BENSONHURST, BROOKLYN



A cocky bunch of trust fund kids who live in a world where money isn't an object and petty crime is just a thrill ride. Still a set that can fight with the best, the Jones Street Boys have Bensonhurst locked up tight.





TURNBULL AC'S GUNHILL, THE BRONX




A bunch of tough, crass anarchists looking to rock or rumble any chance they get. One of the heaviest sets in the city, these skinheaded thugs are a serious outfit to contend with.

BOPPERS HARLEM, MANHATTAN



Tough enough to keep other colors off their turf, the Boppers keep Harlem smooth. A softer set that grooves with style instead of muscle.





ELIMINATOR
ORPHANS

THE WHITE
HURRICANES

GANG GUIDES

HURRICANES

SPANISH HARLEM, MANHATTAN



The Hurricanes are a family based set, made up of hustlers and swindlers. These brawlers drop their colors in Spanish Harlem and love a dirty fight.


ORPHANS

TREMONT, THE BRONX >

ORPHANS




A small time outfit that keeps trying to move up by boasting about raids that never happened. At the bottom of the minor leagues, they try to make up for being soft by swarming with numbers; but a crew that can't battle doesn't have much of a future.





MOONRUNNERS

PELHAM, THE BRONX



The Moonrunners put more emphasis on getting up than they do brawling, but they aren't afraid to drop the paint and battle it out when other crews come armying into their train yard.

BASEBALL FURIES

RIVERSIDE PARK, MANHATTAN



A group of real major leaguers who bring their A-game to every rumble. Packing bats and plenty of muscle, the Baseball Furies' rep stretches through every network in NYC.





ELIMINATOR

ELIMINATOR

ELIMINATOR

GANG GUIDES

ROGUES

HELLS KITCHEN, MANHATTAN



A group of outcasts and punks, the Rogues are chaotic. They're not the heaviest set in the city, but their abrasiveness and unpredictability even out the odds.

SATANS MOTHERS

SHEEPSHEAD BAY, BROOKLYN



One of the heaviest sets in New York. The Satans Mothers are a ruthless gang who deal in knives and flash. They won't let anyone mess with their rep.



RIFFS

GRAMERCY, MANHATTAN

RIFFS




The Riffs are the biggest gang in NYC, controlling and influencing every piece of turf in the city. Their president is Cyrus, a poetic revolutionary who envisions one unified gang ruling the streets.

SARACENS

BENSONHURST, BROOKLYN



A serious set from Brooklyn that won't hesitate to bring down a whole clique if that's what it takes to survive. Street smart and strategic, they've earned a lot of respect from other gangs.



Mugging

Grab your victim by pressing **○** and to initiate mugging, press **△**. Once initiated, two status bars will appear: the player's mugging progress (top bar) and the victim's struggle progress (bottom bar). In order to complete the mugging, the player's bar must be filled before the victim's. By rotating the **left analog stick**, the player must find and hold the vibration to complete the mugging process.



Breaking and Entering

Some buildings can be entered by either smashing the windows or if gated, the player can pick the locks.

To initiate the lock-picking process, simply press **△** and three sets of "tumblers" that spin from largest to smallest will appear.


When the 1st tumbler is in the red field, press **X**. Repeat this process three times

and the lock will be picked. **If the tumblers are aligned in the darker red area the alarm will not go off.** Once inside, smash out display cases and grab the items by pressing the action button **△** for cash bonuses.



Stealing Car Radios

The player can steal car radios, which are visible through the windows of parked cars. To steal a car radio, break the window then press **△** to begin unscrewing the screws of the car radio. Rotate the **left analog stick** in a counterclockwise motion and once all four screws are removed the radio will be acquired.





Hide Areas

The player can hide in certain areas. These areas will be distinguishable by a very dark patch of ground and dim lighting. Once inside a hiding area, the radar will tint blue and the character will automatically go into a crouched position indicating that they are now in stealth mode.



Stealth Maneuvers

Once the player is hidden and in stealth mode, approach the enemy and hold the **L1** button to manually lock-on to the target. The character will raise their hand when in range to perform a stealth attack. Press **X** or **Y** to take down an enemy silently.



Weapons and Lures

Almost any object can be turned into a melee or projectile weapon. Some melee weapons include baseball bats, pool cues, table legs, machetes and knives.

Some projectile weapons include TVs, chairs, bottles, bricks and Molotov cocktails. Projectile weapons are aimed automatically.

All projectile only weapons can be used to cause distractions. By throwing an object into a wall or another object, the player can cause police and enemies to investigate if they are within earshot of the sound. Press the **L1** button to aim manually for more accurate throws.



Money, Items, Dealers

Money is acquired by stealing certain valuables from stores and cars, mugging, beating down enemy gang members as well as pedestrians.

Money can be used to purchase items from dealers such as Flash, spray paint, and knives.





Health and Reviving

If your Warrior is low on health, use Flash to revive your health by pressing the **right directional button**. Flash can be purchased from dealers, found in stores or picked up as a power-up. If a fellow Warrior is down, stand next to him and press the **left directional button** to revive him. If the player is knocked out, a conscious Warrior will come to the player's aid and revive the character.

Note: this will only work if the player has Flash in their inventory.

Tagging

In some missions tags can be dropped in areas where indicated by an icon. In most areas you can snuff over a rival gang's burner that won't necessarily have an icon attached to it.

Spray paint can be bought from street dealers. Paint power-ups can also be found in some levels or on some downed enemy gang members as well as hardware stores.

Press **A** to initiate the tagging process. Trace the shape that appears on the screen by moving the left analog stick along the path.



GAME MODES

Story Mode

In the Story Mode, follow The Warriors from the early beginnings and through their fight against some of the toughest New York City gangs.

Rumble Mode

Rumble Mode is a multi-player mode comprised of many mini-games in arena-style settings. The player will be able to unlock different arenas based on their progress throughout the game. The player can also unlock different character models to use in a "Create a Gang" feature that is available within rumble mode. Rumble Mode can be single-player, co-operative play, or versus match between two players. There are numerous game modes and environments.

Two-Player Game

The Warriors allows for two players to play through the entire story mode co-operatively. To initiate press the **START button** on the controller in controller port two.





Completing bonus missions around The Warriors turf will unlock items and abilities that will help the player throughout the Story Mode.

When being pursued by the police, the player should try to hop fences, cut corners and move to higher ground as the police are much less capable than The Warriors at traversing the urban landscape. Using Hide Areas will also provide safety from the police.

If the player is mugging someone and another pedestrian decides to call the police, the player can issue the **WRECK 'EM ALL** command and The Warriors will try to stop the pedestrian from alerting the police.

When the player manually locks onto an enemy using the **L1 button** and issues the **WRECK 'EM ALL** command, The Warriors will move to attack the enemy that is being targeted.

Weapons are much more effective than fists when trying to break through tough objects like doors or cabinets.

Every Warrior has strengths and weaknesses. For example, some are better at mugging where others may be better at lock-picking. When getting cash, try to choose activities that are suited to the Warrior that is the acting Warchief for a given level. To check a Warrior's stats refer to the **STATS** section on the pause menu.

When being pursued by the police, issue the **SCATTER** command. This will cause The Warriors to seek out Hide Areas and areas which are safe from the police.

When entering a store issue the **MAYHEM** command to have The Warriors clear out the valuable items from the store.

Don't leave The Warriors too far away or they will not be able to uncuff or revive the player. If the player is too far away to issue a command then they are unable to be helped by a fellow Warrior.





Use rooftops whenever possible. Enemies and Police will have a much harder time locating the player if the player is on a rooftop.

Sometimes the trunk of a car can contain a useful item or power-up.

As the player decreases an enemy's health, the enemy will become weaker making them a much easier opponent.

Certain moves like wall-smashes, mounts and power moves require extra endurance to be performed.

Keep a close watch on debris around the city - many items will break into smaller, more deadly weapons.

Complete Story Mode to unlock Rumble Mode characters and levels.

Remember to look out for those down on their luck, throw them a dime every once in a while - they may help you in return.

When down, quickly press any button to stand up faster.

When timed right, stand up with a counterattack by pressing any attack button.

Press the **L2 button** at any time to release your target.

Hold the **L2 button** and run to make a quick break from any fight.

Quickly press **○** to break free from a grapple.

Quickly press the **R1 button** to reverse a grapple.

When sprinting, hit **□** to unleash a cross body attack or **×** to charge.





CREDITS

ROCKSTAR TORONTO

Technical Director: Kevin Hoare
Creative Director: Greg Bick
Producer: Rob Nelson
Lead Design: John MacPherson, Sergel Kuprejanov
Design: Alan Blaine, Andy Duthie, Damian Ebanks, Josh Needleman, Matt West
Programming: Frank Kozuh, Grant Kim, Jon Paul Schelter, Kash Shamim, Leigh McRae, Matthew Puthiampadavil, Nick Snell, Oscar Vaier, Robert Mobbs, Stephen Orr
Lead Technical Artist: Alan Blaine
Gameplay Scripting: Andy Kwiatkowski, Colin Orr, Matt West, Matthew Severin, Reginald Woods, Scott Penman, Terry Litrenta
Dialogue: Dan Van Zant, John Zurhellen, Michael Thomas Zoccano
Graphic Design: Jonathan Hodge
Lead Level Art: Chris Babic, Paul MacPherson
Level Art: Daniel Ebanks, Denny Borges, Yun Kyung Suh, Luke Shelswell, Mike Marquis, Peter Marshall, Pum Sarai
Lead Character Art: Kevin Freitas
Character Art: Benjamin Chua, Jonathan Hodge, Pete Armstrong
Ingame Animation: Abraham Ahmed, David Saguil, James Humphreys, John Kim
Cutscene Animation: Dennis Collantes, Lui Francisco, Rob Elsworthy
Sound and Music Design: Steve Donohoe
QA Manager: Arthur Chiang
QA: Branek Gaudet, Chris Conway, Kelly Grimes, Norm Brown
Technical Assistant: Jay Penney
Office Administration: Deidre Morgan
Administration Support: Melissa Bone
IT Manager: Mark Halata

ROCKSTAR NYC

Executive Producer: Sam Houser
Producer: Jeronimo Barrera
VP of Creative: Dan Houser
VP of Development: Jamie King
Art Director: Alex Horton
Visualization Director: Steven Olds
Chief Technology Officer: Gary J. Foreman
Director of Quality Assurance: Jeff Rosa
Associate Producer: Neil McCaffrey
Technical Managers: Sandeep Bisla, Dylan Bromley
Lead Analyst: Brian Planer
Rockstar Test Team: Christopher Plummer, Crystal Bahmaie, James Dima, Jay Capozello, Devin Smither, Lance Williams, Sean Flaherty, Michael Feizach, Jonathan Farbowitz, Sean Macaluso
Business Development Director: Jon Galloway, Gregory Johnson, Joe Howell
Research and Analysis: David Khonsari
Voiceover Director: Alex Horton, Navid Khonsari
Cutscene Mocap Director by: Francesca Clemens, Kerry Shaw
Script Supervision: Nicholas Montgomery
Sound Editor: Maryam Parwana
Motion Graphics: Eli Weissman, Peter Adler, Phil Poll, Anthony Carvalho, Jaesun Celebre, Robert Karol
Production Team: Stephen Bliss
Additional Artwork:

Rockstar NYC Publishing Team: Terry Donovan, Jenefer Gross, Jennifer Kolbe, Adam Tedman, Laura Paterson, Paul Yeates, Hosi Simon, Dave Kim, Bill Woods, Steve Knezevich, Brian Noto, Daniel Einzig, Devin Bennett, Lionel Tollemache, Jordan Chew, Andrea Borzuku, Ivan Pavlovich, Tim Sweeney, Stanton Sarjeant, Mike Cala, Jerry Luna, Alice Chuang, Fujaba Hayashi, Mike Torok, Mayumi Kobayashi, Elizabeth Satterwhite, Nick Giovannetti, Ryan Rayhill, Todd Zuniga, Thomas O'Donnell, Maria Tabla, Megan Henretta, Angus Wong, Kristine Severson, Tuukka Taiparvesi



ELIMINATOR

CREDITS

ROCKSTAR LINCOLN

QA Manager:

Mark Lloyd

Deputy QA Manager:

Tim Bates

QA Supervisor:

Charlie Kinloch

Senior Lead Testers:

Andy Mason, Phil Alexander

Secondary Lead Tester:

Dave Lawrence

Testers:

Jason Trindall, Phil Deane, Dave Fahy,

Steve Bell, Andy Webster

Localisation Testers:

Chris Welsh, Carola Berens, Antoine

Cabrol, Francois Fouchet, Gabriel

Bienzobas Mauraza

VOICEOVER TALENT

THE WARRIORS

Ajax	James Remar
Ash	Ephraim Benton
Clean	Dorsey Wright
Cochise	David Harris
Cowboy	Kurt Bauccio
Fox	Tom Wailes
Rembrandt	Andy Senot
Snow	Sekou Campbell
Swan	Michael Beck
Vermil	Joe LoTruglio

THE ARMIES OF THE NIGHT

Beanie	Omar Scroggins
Big Moe	Billy Guffeth
Birdie	Joe LoTruglio
Chatterbox	Jordan Gelber
Crackerjack	Adam Seitz

Cyrus	Michael Potts
Diego	Lloyd Floyd
Edge	El-F
Garrison	Steve Hamm
Harrison	John Tormey
Jesse	Nelson Vasquez
Knox	Lee Rosen
LC	Leif Riddell
Lemmy	Chandler Parker
Luther	Oliver Wyman
Masai	Charles Parnell
Mercy	Deborah Van Valkenburgh
Scopes	DMC
Sully	Rob Cihra
Starr	Maine Anders
Virgil	Curtis Cook

ADDITIONAL VOICE OVERS

Adam Sciffimboja, Aesop Rock, Alee Tascotti, Andrew Lee, Anthony Carvalho, Anthony Machain, Aviva Yael, Bernardo DePaula, Berto Colon, Beth Lyons, Burch Wang, Camille Gaston, Cesar de Leon, Chris "Mums" Grant, Clem Cheung, Colin Morris, Darwon Thomas, David Jung, Dennis White, Dimitry Michann, Diqueena Moore, Dugane McLaughlin, Eli Weissman, Evan Neurnhann, Evan Seinfeld, Flaco Navaja, Francesca Ciomens, Fred Bertman, Geoffrey Arond, Gregory Johnson, Holter Graham, Irina Lizar, Jackson Lee, James Lorenzo, Jamie Hector, JD Williams, Jeff Garner, Jeffrey Hawkins, Jeremy Parise, John Pogras, John Smooth, John Zurhellen, Jon Badinot, Kevin Lynch, Kharijo Oldjohn, Larry Ballard, Lemon, Lloyd Floyd, DJ Mister Gee, Navid Khonsari, Nelson Lee, Nicholas Montgomery, Paul Sado, Poison Pen, Randall

Rodriguez, Richard Chang, Rob Korol, Rocco Rosanio, Rodney Gardner, Rodrick Covington, Ruben Luque, Sam Gates, Sarah Jan Sargeant, Vincent Parker, Will McCall

PEOPLE OF NEW YORK

Charlie	Kurt Rhodes
Skinny Pete	Karl Welbel
Steifano	Rocco Sisto
The DJ	Pat Floyd
Twiggy	Jack Luceno

Abe Ahmed, Alexandria Ortiz, Andrew Lee, Armando Riesco, Ben Weaver, Chris Tardio, Dave Isaacs, David Lassiter, David Shih, David White, Dennis Ostermeier, Didi Wong, Fiona Gallagher, Gregory Johnson, Hana Moon, Helienne Park, Jesse Perez, J-Hood, Joel De La Puente, Jordin Ruderman, Keith Janna, Downing, Konyan Lewis Paris, Kevin Merrill Wilson, Kim Marie Lynch, Lane Keough, Louis Torellas, Messeret Stroman, Mike Zoccano, Natalie Belcon, Natalya Wilson, Nick Montgomery, Peter Appel, Roy Woo, Sue Jean Kim, Sy Barstee, Tara Radcliffe, Tom Vargow, Valencia Yearwood, Vanese Smith, Yvette Edery

THE POLICE

Anthony Mangano	Larry Fleischman
Clad Coleman	Matt McCarthy
David Brown	Mike Atkin
James Eiberl	Robert Larkin
Kaper	Seth Abrams
Keith Murphy	Tom Zurhellen
	Tron

THE DEALERS

Andrew Totoles	Ror Simons
Chris Vernon	Scott Kelly
Dan Mastrogiorgio	Sean Eden
Jesse Leagt	Shawn Andrew
Jabar Crosswell	Sheek Louch
Lance Williams	Styles P
Lou Carbonneau	Tank Lowe
Matthew Pozzi	Ty Jones
Oliver Vaquer	Wilhelm Lewis

THE HOBOS

Dan Van Zant	Robert Jason
Joe Holt	Jackson
John Zurhellen	Wilky Carpenter
Kevin Freitas	Jeff Ward
Rob Nelson	

MOTION CAPTURE PERFORMERS

Bernardo DePaula	Larry Ballard
Chandler Parker	Manny Siverio
Chris Tardio	Mary Stiefvater
Daniel Hall	Robert Jason
Ephraim Benton	Jackson
Jama Williamson	Rodrick Covington
Jeff Ward	Tara Radcliffe
Jeffrey Hawkins	Vansik Eshveerita
Joe LoTruglio	Wilhelm Lewis
Kiki Goins	Will McCall
Kurt Bauccio	

MOCAP STUDIOS

Perspective Studio

BRONX CONCLAVE MOVIE

Cosgrove Hall Films (Manchester, UK)



SPECIAL THANKS TO SSUR FOR COMMISSIONING THE FOLLOWING NYC GRAFFITI ARTISTS:

FUTURA	STAY HIGH 149
DONDI	CRIME / CRIMEWAVE / CRIMEMALA
NACO	HURST
TRACY 168	ELHADJ
REVOLT	FLINT 707
JAMESTOP / JEE 2 / AFROMAN	SEEN
DURO	CAP / CAP ONE
KANO	GEY (Coy Adams)

ADDITIONAL GRAFFITI ARTISTS

MIKE KAVES (Lordz of Brooklyn)
MIN
IZ THE WIZ
ERIN ZIMERMAN

IN-GAME BRAND ACKNOWLEDGEMENT

The "adidas" word mark, the Three-Stripes trademark and the Trefoil Logo are the property of adidas Salomon AG and are used with permission.

CHAMPION and the Bow Tie logo used under license from Federal-Mogul Ignition Company, a wholly-owned subsidiary of Federal-Mogul Corporation.

The trademarks and copyrights associated with CBGB's are used under license from CBGB's.

"NEW YORK POST is a registered trademark of NYP Holdings, Inc. and is used with permission. All rights reserved."

All other marks and trademarks are properties of their respective owners.

VIACOM CONSUMER PRODUCTS

VP, Interactive	Sandi Isaacs
Sr. Director, Interactive	Harry Lang
Manager, Interactive	Dan Felts
Coordinator, Interactive	Beth Giles

VCP would like to extend special thanks to the following: Norman Becker, Chris Saito, Maria White, Trisha Gazzari, Jennifer Slutz, Stacey Lalopa

MUSIC CREDITS

Score by Steve Donohoe and Neveroddröven
Russell Simpson - Guitar
Jeff Scale - Bass
Brian Vella - Drums
Recorded at Metalworks Studios, Toronto
Engineered by Ian Bodzasi

The Warriors Soundtrack Songs:

"Theme From 'The Warriors'"

Barry de Vorzon
Written by B. de Vorzon
Published by Famous Music
© 1974 A&M Records
Courtesy of Universal Music

"Nowhere to Run"

Arnold McCuller
Written by Holland, Dozier, Holland
Published by EMI Music Publishing
© 1974 A&M Records
Courtesy of Universal Music

"Echoes in My Mind"

Mandrill
Written by C. Wilson, L. Wilson, C. Cavell, Dr. R. Wilson, W. Wilson
Published by Famous Music
© 1974 A&M Records
Courtesy of Universal Music

"The Fight"

Barry de Vorzon
Written by B. de Vorzon
Published by Famous Music
© 1974 A&M Records
Courtesy of Universal Music

"In The City"

Joe Walsh
Written by B. de Vorzon, J. Walsh
Published by Wow & Flutter Music
© 1974 A&M Records
Courtesy of Universal Music

CREDITS

"Love Is A Fire"

Genya Ravan
Written by J. Vastano, V. Pancia
Published by EMI Music Publishing/Famous Music
© 1974 A&M Records
Courtesy of Universal Music

"Baseball Furies Chase"

Barry de Vorzon
Written by B. de Vorzon
Published by Famous Music
Courtesy of Universal Music
© 1974 A&M Records
Courtesy of Universal Music

"You're Movin' Too Slow"

Johnny Vastano
Written by E. Mercury, W. Smith
Published by Salamoni Music/Famous Music
© 1974 A&M Records
Courtesy of Universal Music

"Last Of An Ancient Breed"

Desmond Child
Written by D. Child
Published by Famous Music
© 1974 A&M Records
Courtesy of Universal Music

Licensed Songs:

"Don't Hold Back"

Chanson
Written by J. Jamerson, Jr., D. Williams
Published by Jamerson Music, Inc.
© 1978 Ariola Records
Courtesy of Jamerson Music, Inc.

"Get Down"

Gene Chandler
Written by James A. Thompson, Jr.
Published by Cachand Music, Inc.
© 1978 20th Century Records
Courtesy of BR Music Two B.V.



CREDITS

"Here Comes That Sound Again"

Love De-Luxe
Written by Alan Hawkshaw
Published by Hawkshaw Music
© 1979 Warner Bros. Records
Courtesy of Warner Music Interactive UK and Hawkshaw Music™

"I Love Livin' In The City"

Fear
Written by Lee Ving
Published by Toxic Tunes/Range War Music
© 1978 Slash Records
Courtesy of London/Sire Records Ltd.
by arrangement with Warner Strategic Marketing

"Knock On Wood"

Amii Stewart
Written by E. Floyd S. Cropper
Published by Universal Music
© 1978 Hansa Productions Ltd.
Courtesy of Sanctuary Records Group

"Puebló Latino"

Spanish Harlem Orchestra
Written by C. Cured Alonzo
Published by EAF Publishing
© 2002 Rope-A-Dope Records
Courtesy of Artemis Records

THANKS TO:

Leslie Benites, Rita Liberator, Lizz Jacinto, Stefano Zangor, Dick Zigun, David Grant, Llad Kripin, Abby Guyer, Russ Karabin, Arthur Warren, David Lerner, Esq., Joshua D. Serviano, Esq., Dono's Wonder Wheel (Coney Island, New York), The New York Post, QF, The Village Voice, Deborah Mannis, Gardnet, Mark Schwartz, Del Baxter, Terence Boylan, Bert Van Broder, Gloria W. Brell, Kevin Cason, Jeanne Drewson, Laura Fasser, Jennifer Goodman, Alan Hawkshaw, Gary Hattnell, James Jamerson, Jr., Lee James, Rod Kotler, Brenda Lahman, Diana LaPointe, Ian Matthews, Suzanne Moss, Kenny Ochoa, Marty Olinick, Mary Beth Roberts, Amari Smith, Kim Smythe, Jerri Spencer, Don Terbush, David Williams

"Remember"

Vivien Vee
Written by C. Simonetti, G. Mepo
Published by Market Srl.
© 1979 Banana Records
Courtesy of Market Srl.

"Shake It"

Ian Matthews
Written by Terence Boylan
Published by Steamed Clam Music
© 1978 Rockburgh Records,
2005 Ian Matthews
Courtesy of Ian Matthews

"Traigo De Todo"

Alberto Alberto
Written by Alberto Alberto
Published by Alberto Alberto
© 2005 Alberto Alberto
Courtesy of Alberto Alberto by arrangement
with Patricia and Brenda Lahman

"When You're In Love With A Beautiful Woman"

Dr. Hook
Written by Ewan Stevens
Published by EMI Music Publishing
© 1978 Capital Records
Courtesy of EMI Music

CAN YOU DIG IT?

THE WARRIORS



ULTIMATE DIRECTOR'S CUT DVD

PACKED WITH NEW SPECIAL FEATURES!

10/4/05

ALSO AVAILABLE
ON UMD!

WWW.THEWARRIORSONDVD.COM

PARAMOUNT PICTURES PRESENTS A LAWRENCE GORDON PRODUCTION "THE WARRIORS"
EXECUTIVE PRODUCER FRANK MARSHALL, BASED UPON THE NOVEL BY SOL YURICK
SCREENPLAY BY DAVID SHABER AND WALTER HILL, PRODUCED BY LAWRENCE GORDON, DIRECTED BY WALTER HILL.

TM & © 1978 Paramount Pictures. All Rights Reserved.



For more information on film ratings, go to www.filmratings.com.

TM, ®, & Copyright © 2005 by Paramount Pictures. All Rights Reserved. Date, art, availability





WARRANTY

LIMITED SOFTWARE WARRANTY AND LICENSE AGREEMENT

YOUR USE OF THIS SOFTWARE IS SUBJECT TO THIS LIMITED SOFTWARE WARRANTY AND LICENSE AGREEMENT (THE "AGREEMENT") AND THE TERMS SET FORTH BELOW. THE "SOFTWARE" INCLUDES ALL SOFTWARE INCLUDED WITH THIS AGREEMENT, THE ACCOMPANYING MANUAL (S), PACKAGING AND OTHER WRITTEN, ELECTRONIC OR ON-LINE MATERIALS OR DOCUMENTATION, AND ANY AND ALL COPIES OF SUCH SOFTWARE AND ITS MATERIALS. BY OPENING THE SOFTWARE, INSTALLING, AND/OR USING THE SOFTWARE AND ANY OTHER MATERIALS INCLUDED WITH THE SOFTWARE, YOU HEREBY ACCEPT THE TERMS OF THIS LICENSE WITH ROCKSTARGAMES, INC. ("LICENSOR")

LICENSE: Subject to this Agreement and its terms and conditions, LICENSOR hereby grants you the non-exclusive, non-transferable, limited right and license to use one copy of the Software for your personal use on a single console. The Software is being licensed to you and you hereby acknowledge that no title or ownership in the Software is being transferred or assigned and this Agreement should not be construed as a sale of any rights in the Software. All rights not specifically granted under this Agreement are reserved by LICENSOR and, as applicable, its licensors.

OWNERSHIP: LICENSOR retains all right, title and interest in this Software, including, but not limited to, all copyrights, trademarks, trade secrets, trade names, proprietary rights, patents, titles, computer codes, audiovisual effects, themes, characters, character names, stories, dialog, settings, artwork, sounds effects, musical works, and moral rights. The Software is protected by United States copyright law and applicable copyright laws and treaties throughout the world. The Software may not be copied, reproduced or distributed in any manner or medium, in whole or in part, without prior written consent from LICENSOR. Any persons copying, reproducing or distributing all or any portion of the Software in any manner or medium, will be willfully violating the copyright laws and may be subject to civil and criminal penalties. Be advised that Copyright violations are subject to penalties of up to \$100,000 per violation. The Software contains certain licensed materials and LICENSOR's licensors may protect their rights in the event of any violation of this Agreement.

LICENSE CONDITIONS

- You agree not to:
 - (a) Commercially exploit the Software;
 - (b) Distribute, lease, license, sell, rent or otherwise transfer or assign this Software, or any copies of this Software, without the express prior written consent of LICENSOR;
 - (c) Make copies of the Software or any part thereof;
 - (d) Except as otherwise specifically provided by the Software or this Agreement, use or install the Software (or permit others to do so) on a network, for on-line use, or on more than one console at the same time;
 - (e) Copy the Software onto a hard drive or other storage device and run the Software from the included CD-ROM (although the Software may automatically copy a portion of itself onto your console during installation in order to run more efficiently);
 - (f) Use or copy the Software at a computer gaming center or any other location-based site, provided that LICENSOR may offer you a separate site license agreement to make the Software available for commercial use;
 - (g) Reverse engineer, decompile, disassemble or otherwise modify the Software, in whole or in part;
 - (h) Remove or modify any proprietary notices or labels contained on or within the Software; and
 - (i) Transport, export or re-export (directly or indirectly) into any country forbidden to receive such Software by any U.S. export laws or accompanying regulations or otherwise violate such laws or regulations that may be amended from time to time.

LIMITED WARRANTY: LICENSOR warrants to you (if you are the initial and original purchaser of the Software) that the original storage medium holding the Software is free from defects in material and workmanship under normal use and service for 90 days from the date of purchase. If for any reason you find a defect in the storage medium during the warranty period, LICENSOR agrees to replace, free of charge, any Software discovered to be defective within the warranty period as long as the Software is currently being manufactured by LICENSOR. If the Software is no longer available, LICENSOR retains the right to substitute a similar program of equal or greater value. This warranty is limited to the storage medium containing the Software as originally provided by LICENSOR and is not applicable to normal wear and tear. This warranty shall not be applicable and shall be void if the defect has arisen through abuse, misstatement or neglect. Any implied warranties provided by statute are expressly limited to the 90-day period described above.

Except as set forth above, this warranty is in lieu of all other warranties, whether oral or written, express or implied, including any other warranty of merchantability, fitness for a particular purpose or non-infringement, and no other representations or warranties of any kind shall be binding on LICENSOR.

When returning the Software subject to the limited warranty above, please send the original Software only to the LICENSOR address specified below and include your name and return address, a photocopy of your dated sales receipt, and a brief note describing the defect and the system on which you are running the Software.

IN NO EVENT WILL LICENSOR BE LIABLE FOR SPECIAL, INCIDENTAL OR CONSEQUENTIAL DAMAGES RESULTING FROM POSSESSION, USE OR MALFUNCTION OF THE SOFTWARE, INCLUDING DAMAGES TO PROPERTY, LOSS OF GOODWILL, COMPUTER FAILURE OR MALFUNCTION AND, TO THE EXTENT PERMITTED BY LAW, DAMAGES FOR PERSONAL INJURIES, EVEN IF LICENSOR HAS BEEN ADVISED OF THE POSSIBILITY OF SUCH DAMAGES. LICENSOR'S LIABILITY SHALL NOT EXCEED THE ACTUAL PRICE PAID FOR USE OF THE SOFTWARE. SOME STATES/COUNTRIES DO NOT ALLOW LIMITATIONS ON HOW LONG AN IMPLIED WARRANTY LASTS AND/OR THE EXCLUSION OR LIMITATION OF INCIDENTAL OR CONSEQUENTIAL DAMAGES, SO THE ABOVE LIMITATIONS AND/OR EXCLUSION OR LIMITATION OF LIABILITY MAY NOT APPLY TO YOU. THIS WARRANTY GIVES YOU SPECIFIC LEGAL RIGHTS, AND YOU MAY HAVE OTHER RIGHTS THAT VARY FROM JURISDICTION TO JURISDICTION.

TERMINATION: This Agreement will terminate automatically if you fail to comply with its terms and conditions. In such event, you must destroy all copies of the Software and all of its component parts. You can also end this Agreement by destroying the Software and all copies and reproductions of the Software and deleting and permanently plugging the Software from any client server or computer on which it has been installed.

U.S. GOVERNMENT RESTRICTED RIGHTS: The Software and documentation have been developed entirely at private expense and are provided as "Commercial Computer Software" or "restricted computer software". The duplication or disclosure by the U.S. Government or a U.S. Government subcontractor is subject to the restrictions set forth in subparagraph (c)(1)(ii) of the Rights in Technical Data and Computer Software clauses in DFARS 252.227-7013 or as set forth in subparagraph (c)(1) and (2) of the Commercial Computer Software Restricted Rights clauses at FAR 52.227-19, as applicable. The Contractor/Manufacturer is the LICENSOR at the location listed below.

REMEDYABLE DEFECTS: You hereby agree that if the terms of this Agreement are not specifically enforced, LICENSOR will be irreparably damaged, and therefore you agree that LICENSOR shall be entitled, without bond, other security, proof of damages, to appropriate equitable remedies with respect any of this Agreement in addition to any other available remedies.

INDEMNITY: You agree to indemnify, defend and hold LICENSOR, its partners, licensors, affiliates, contractors, vendors, directors, employees and agents harmless from all damages, losses and expenses arising directly or indirectly from your acts and omissions to act in using the Software pursuant to the terms of the Agreement.

NEW YORK LAW: This Agreement represents the complete agreement concerning this license between the parties and supersedes all prior agreements and representations between them. It may be amended only by a writing executed by both parties. If any provision of this Agreement is held to be unenforceable for any reason, such provision shall be amended only to the extent necessary to make it enforceable and the remaining provisions of this Agreement shall not be affected. This Agreement shall be construed under New York law as such law is applied to agreements between New York residents entered into and to be performed within New York, except as governed by federal law and you consent to the exclusive jurisdiction of the state and federal courts in New York, New York.

IF YOU HAVE ANY QUESTIONS CONCERNING THIS LICENSE, YOU MAY CONTACT IN WRITING ROCKSTAR GAMES, INC., 882 BROADWAY, NEW YORK, NY 10012.

© 2005 Rockstar Games, Inc. Rockstar Games, Rockstar Toronto and the R logo are trademarks and/or registered trademarks of Take-Two Interactive Software Inc. Licensed by Sony Computer Entertainment America for play on PlayStation®2 computer entertainment systems with NTSC U/C designation only. "PlayStation" and the "PS" Family logo are the registered trademarks of Sony Computer Entertainment Inc. The ratings icon is a trademark of the Entertainment Software Association. Used with the permission of Sony Computer Entertainment Inc. © 1977-2005 by RAD Games Tools. The Dolby Pro Logic and the double-D symbol are trademarks of Dolby Laboratories. The Warriors ® and © 2005 Paramount Pictures. All rights reserved. All other marks and logos are the property of their respective owners. No product, person or service mentioned or implied herein is affiliated with or endorsed by the game or any of the authors described or displayed herein in any way associated with Rockstar Games, Inc.

