

NICKELODEON MOVIES PRESENTS



# THE SPIDERWICK™ CHRONICLES



EVERYONE 10+  
**E**  
10+  
CONTENT RATED BY  
ESRB

EmuMovies

SIERRA®

**⚠ WARNING: PHOTOSENSITIVITY/EPILEPSY/SEIZURES**

**READ BEFORE USING YOUR PLAYSTATION®2 COMPUTER ENTERTAINMENT SYSTEM.**

A very small percentage of individuals may experience epileptic seizures or blackouts when exposed to certain light patterns or flashing lights. Exposure to certain patterns or backgrounds on a television screen or when playing video games may trigger epileptic seizures or blackouts in these individuals. These conditions may trigger previously undetected epileptic symptoms or seizures in persons who have no history of prior seizures or epilepsy. If you, or anyone in your family, has an epileptic condition or has had seizures of any kind, consult your physician before playing. IMMEDIATELY DISCONTINUE use and consult your physician before resuming gameplay if you or your child experience any of the following health problems or symptoms:

- dizziness
- altered vision
- eye or muscle twitches
- loss of awareness
- disorientation
- seizures
- any involuntary movement or convulsion

RESUME GAMEPLAY ONLY ON APPROVAL OF YOUR PHYSICIAN.

**Use and handling of video games to reduce the likelihood of a seizure**

- Use in a well-lit area and keep as far away as possible from the television screen.
- Avoid large screen televisions. Use the smallest television screen available.
- Avoid prolonged use of the PlayStation 2 system. Take a 15-minute break during each hour of play.
- Avoid playing when you are tired or need sleep.

Stop using the system immediately if you experience any of the following symptoms: lightheadedness, nausea, or a sensation similar to motion sickness; discomfort or pain in the eyes, ears, hands, arms, or any other part of the body. If the condition persists, consult a doctor.

**WARNING TO OWNERS OF PROJECTION TELEVISIONS:**

Do not connect your PlayStation 2 system to a projection TV without first consulting the user manual for your projection TV, unless it is of the LCD type. Otherwise, it may permanently damage your TV screen.

**HANDLING YOUR PLAYSTATION 2 FORMAT DISC:**

- This disc is intended for use only with PlayStation 2 consoles with the NTSC U/C designation.
- Do not bend it, crush it or submerge it in liquids.
- Do not leave it in direct sunlight or near a radiator or other source of heat.
- Be sure to take an occasional rest break during extended play.
- Keep this compact disc clean. Always hold the disc by the edges and keep it in its protective case when not in use. Clean the disc with a lint-free, soft, dry cloth, wiping in straight lines from center to outer edge. Never use solvents or abrasive cleaners.

NICKELOPEON MOVIES PRESENTS



# THE SPIDERWICK™ CHRONICLES

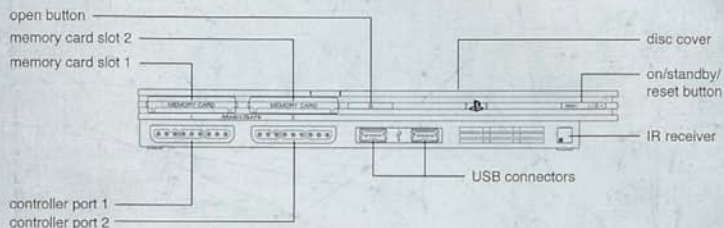
## CONTENTS

Getting Started.....	2
Starting Up.....	3
Playing the Game.....	5
Options Menu.....	5
Overview.....	6
Game Screen.....	6
Interacting with the World.....	7
Pick-up Items.....	7
Sprite Collection.....	8
Checkpoints & Saving.....	8
The Field Guide & Journal.....	8
Enemies.....	9
Faeries.....	10
Multiplayer.....	10
Tips & Hints.....	10
Credits.....	11
Customer Support.....	Inside back cover
License Agreement.....	Inside back cover

"The Spiderwick Chronicles"™ & © 2008 Paramount Pictures. All Rights Reserved. "The Spiderwick Chronicles" game software © 2008 Sierra Entertainment, Inc. All rights reserved. Sierra and the Sierra logo are registered trademarks or trademarks of Sierra Entertainment, Inc. in the U.S. and/or other countries. Uses Bink Video. © 1997-2008 by RAD Game Tools, Inc. Dolby and the double-D symbol are trademarks of Dolby Laboratories. All other trademarks are property of their respective owners.



## GETTING STARTED



Set up your PlayStation®2 computer entertainment system according to the instructions supplied with your system. Check that the system is turned on (the on/standby indicator is green). Insert *The Spiderwick Chronicles™* disc in the system with the label side facing up. Attach game controllers and other peripherals as appropriate. Follow the on-screen instructions and refer to this manual for information on using the software.

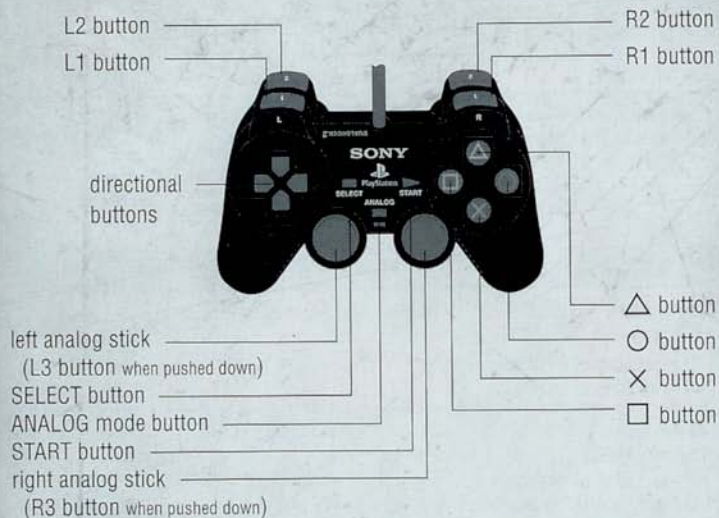
### MEMORY CARD (8MB)(FOR PLAYSTATION®2)

You may save your progress while playing *The Spiderwick Chronicles*. In order to do so, you must have a memory card (8MB)(for PlayStation®2) inserted into MEMORY CARD slot 1 of your PlayStation®2. Game data can only be loaded and saved to a memory card (8MB)(for PlayStation®2) in MEMORY CARD slot 1. Do not insert or remove a memory card (8MB)(for PlayStation®2) while the game is attempting to load or save data.

<b>START button</b>	Activate the Pause Menu
<b>Left analog stick</b>	Movement
<b>Left analog stick (Wiggle)</b>	Shake off Enemy
<b>Alternate Left and Right analog sticks Up/Down</b>	Use Dumbwaiter, Climb Roof
<b>Right analog stick</b>	Control Camera
<b>X button</b>	Attack/Fire/Scurry (Thimbletack)
<b>X button (HOLD then Release)</b>	Charge Attack
<b>O button</b>	Interact with World/Character
<b>□ button</b>	Evade/Scurry (Thimbletack)

## STARTING UP

### DUALSHOCK®2 ANALOG CONTROLLER CONFIGURATIONS



<b>□ button + Left analog stick</b>	Directional Evade
<b>Δ button</b>	Trigger current Sprite Power
<b>L1 button</b>	Change between Weapon and Net
<b>L2 button</b>	Cycle through available Sprite Powers
<b>R1 button</b>	Enter Ranged Weapon Mode
<b>R2 button</b>	Center camera behind player character's back
<b>→ directional button / ← directional button</b>	Change between Weapon and Net
<b>↓ directional button / ↑ directional button</b>	Cycle through available Sprite Powers



## RANGED WEAPON MODE (HOLDING DOWN R1)

<b>Left analog stick</b>	Look/Aim
<b>X button</b>	Quick Fire Current projectile
<b>X button (HOLD to charge then Release to fire)</b>	Charge Current projectile
<b>L1 button</b>	Cycle through available Ammo
<b>→ directional button/ ← directional button</b>	Cycle through available Ammo

## PAUSE MENU CONTROLS

<b>L1 / R1 button</b>	Turn page to a new section
<b>Left analog stick Up/Down or ↓ directional button/ ↑ directional button</b>	Change highlighted menu item
<b>Left Analog Stick Left/Right or → directional button/ ← directional button</b>	Change current page side
<b>X button</b>	Select the currently highlighted item, Confirm
<b>O button</b>	Exit Submenu, Exit Pause Menu
<b>START button</b>	Close the Pause Menu

## SPRITE PAINTING MINI GAME

<b>Left analog stick</b>	Move the brush
<b>X/O button</b>	Paint with the brush
<b>O button</b>	Quit Painting



## PLAYING THE GAME

### MAIN MENU

**New Game** – Start a new *The Spiderwick Chronicles* game

**Load Game** – Load a saved game

**Options** – Change game settings

**Extras** – View credits and extra content

**Multiplayer** – Play multiplayer mini-games

## OPTIONS MENU

### CONTROLS AND GAMEPLAY

**Controls** – View Controller Layout

**Invert Camera “y” Axis** – Swaps the vertical tilt of the camera in relation to the right analog stick. Up = Tilt upward; Down = Tilt downward

**Invert Camera “x” Axis** – Swaps the horizontal pan of the camera in relation to the right analog stick. Right = Clockwise; Left = Counterclockwise

**Audio** – Adjust Voice Volume, Music Volume, Sound Fx Volume, and Ambience Volume

**Video** – Enable/disable Progressive Scan display

**Vibration** – Enable/Disable Controller Vibration



## OVERVIEW

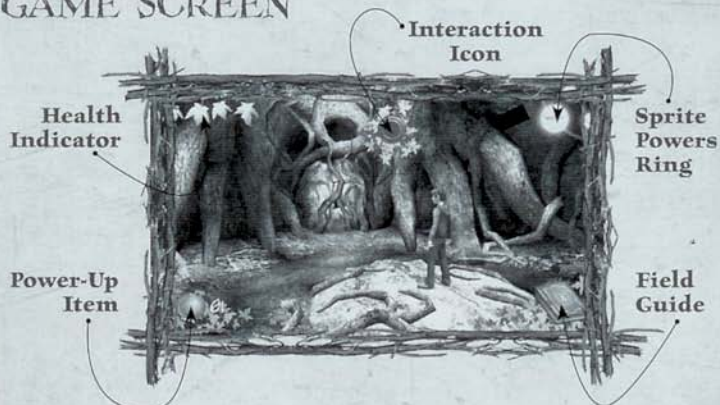
Take on the roles of Jared, Simon and Mallory Grace as they discover *Arthur Spiderwick's Field Guide to the Fantastical World Around You*, a magical book that documents an unseen world containing both wondrous and dangerous faerie creatures. Using the unique abilities of each child, you will battle hordes of Goblins, capture Sprites and solve puzzles as you explore the world of *The Spiderwick Chronicles*.

As the Grace Children and the tiny Brownie Thimbletack, you will explore every nook and cranny of the Spiderwick Estate and the surrounding woods in freeform gameplay, leading to a final confrontation with the Ogre Mulgarath.

## THE WORLD OF THE SPIDERWICK CHRONICLES

To progress through the story, you must complete the current Chapter Quest (listed first on the Quest Page in the Pause Menu). Optional Side Quests can also be completed to upgrade your weapons and attacks, and add new pages in the Field Guide. Try to find all the Sprites and fill all the pages in the Field Guide for a special ending!

## GAME SCREEN



**Health Indicator** – Shows how much health you have remaining.

**Field Guide** – Appears when something has changed in the Field Guide or Journal. Press **START** to view these items in the Pause Menu.

**Sprite Powers Ring** – Shows which sprite powers you currently have.

**Interaction Icon** – Appears when you can interact with something in the world.

**Power-Up Item** – Appears when you pick up an item, and shows how many you have.

## INTERACTING WITH THE WORLD

As you explore, things in the world you can interact with are highlighted with one of four symbols (press the **○** button when close to trigger the action):



**Eye** – Look or Read

**Hand** – Take, Use or Activate



**Item in Hand** – Give or Place

**Arrow** – Leave current area



Other interactions will occur automatically. Simply run towards an edge to jump, or push against a ladder or pole to climb it.

## PICK-UP ITEMS

To complete many Chapter Quests and Side Quests, you will need to collect and use many every day objects you find in the world. You can also collect the following special power-up items:



**Goblin Teeth** – Use to unlock new attacks and combos

**Ball Bearings** – Powerful ammo for Jared's slingshot



**Gobstones** – Grenade-like magical stones Simon can throw

**Faerie Fruit** – Used by Simon to lure tricky Sprites; used by Thimbletack to heal himself






## SPRITE COLLECTION

The first time you capture a new Sprite, you will need to record it in the Field Guide. Some Sprites can be easily caught with the Sprite Net, but others will require you to attract them with Faerie Fruit or by completing challenges.

Once you net a Sprite, the Field Guide page appears with a paint brush icon. Hold the **X** button to paint and fill in the image of the Sprite. Hurry to finish before the time expires and the Sprite flies away!

Once a Sprite is successfully recorded, you can use its power with the **△** button. You can only carry three Sprites at a time, but any Sprite can be re-captured at its original location after its power has been used.



### HINT

If you collect and record two different Leatherwing Sprites, your maximum health will increase.

There are several of each type of Sprite in the world. If you capture and record several of the same kind of Sprite, its power will be upgraded.

## CHECKPOINTS & SAVING

As you play, the game will automatically record your progress at various points along the way. If you die, you will restart at the most recent checkpoint you passed. When you exit the game, you have the option to save, which will allow you to restart later from the last checkpoint crossed.

## THE FIELD GUIDE & JOURNAL

Press **START** at any time in the game to access the Pause Menu, where you can read Jared's Journal as well as *Arthur Spiderwick's Field Guide to the Fantastical World Around You*.

The Pause Menu is divided into the following sections:

**Options Page** – Allows you to Quit the game or change option settings

**Quest Page** – Lists active quests and current tasks

**Character Page** – Shows your current player's attacks, Sprite Powers and Power Ups

**Field Guide Pages** – A growing collection of pages about the Fantastical World. New Field Guide pages appear when Sprites are recorded and when various Chapter Quests and Side Quest are completed. Can you complete the entire Field Guide?

## ENEMIES



**Goblins** – These nasty creatures travel in dangerous packs and will attack on sight.



**Bull Goblins** – A larger and fierce type of Goblin that throws rocks at you from a distance. Avoid its ram charge, or counter it with a well-timed attack.

**Changelings** – Encountering a Beetle Mimic in the wild causes it to turn into this sinister copy of you. Defeating it allows you to capture the Beetle Mimic Sprite.



**Redcap** – The leader of the Goblins, and Mulgarath's second-in-command.



**Land Troll** – Running is the only option when you encounter this fearsome troll!






**Mulgarath** – This evil Ogre plans to take over the world by using the secrets contained within the Field Guide.










## FAERIES

There are ten types of Faeries that live in the area surrounding the mansion:

<b>Image</b>					
<b>Type of Sprite</b>	Leatherwing Sprite	Royal Orchid Sprite	Will-o-Wisp	Flower-Winged Sprite	Flower-Head Sprite
<b>Power</b>	Heal	Toadstool Ring	Distraction	Speed Boost	Whirlwind

<b>Image</b>					
<b>Type of Sprite</b>	Bellflower Sprite	Pondskater Sprite	Beetle Mimic Sprite	Stray Sod	Sprout Sprite
<b>Power</b>	Damage Boost	Invulnerability	Changeling	Gobstone (Reward)	Faerie Fruit (Reward)

## MULTIPLAYER

As you play through the single-player game, you will unlock mini-games that can be played on your own or with a friend on the same console. To play these games, select **Multiplayer** from the Main Menu.

The International Sprite League tournaments challenge you to capture sprites and fight off enemies. The player with the highest score at the end of the game wins!

## TIPS & HINTS

- Refer to the Quests page in the Pause Menu if you don't know what to do next.
- Use Sprite Powers to survive difficult situations or to solve puzzles.
- Collect as many Goblin Teeth as you can to power-up your attacks.
- Some quests can only be completed by a specific character. After the story is complete, you can switch characters whenever you like as you try to complete the remaining side quests.

## CREDITS

PARAMOUNT PICTURES  
 Sr. Vice President, Interactive  
**Sandi Isaacs**  
 Vice President,  
 Interactive Production  
**Harry Lang**  
 Manager, Interactive  
**Dan Felts**  
 Special Thanks  
**Kathleen Kennedy**  
**Tom Peitzman**  
**Tippett Studio**  
**Industrial**  
**Light & Magic**  
 STORMFRONT  
 STUDIOS, INC.  
 Producer, Design Director  
**Ray Gresko**  
 Technical Director  
**Michael Heilemann**  
 Art Director  
**John Kleber**  
 Concept Art  
 and Pre-Visualization  
**Devin St. Clair**  
**Michael "Rusty" Drake**  
**Tony Hudson**  
 Environments  
**Rinaldo Tjan**  
**Matt Hunter**  
**James Larsen**  
**John Moore**  
**Alex Munn**  
 Additional Environments  
**John Pearl**  
**Leah Pearl**  
**Brian Vanderhulst**  
 Character Modeling,  
 Texturing and Rigging  
**Jesse Blake**  
**Carolyn Daley**  
**Jeremiah Grant**  
**Joe Jing**  
**John Moore**  
 Lead Animator  
**Jeff Weir**  
 Character Animation  
**TJ Phan**  
**Okitomo Hikosaka**  
**Dohoon Kim**  
**Yeon-Ho Lee**  
**Jeremiah Grant**  
 Particle Effects  
**Brian McSweeney**

Cinematics  
**Bill Boyer**  
**Chris Weakley**  
**Tony Hudson**  
 Interface Artwork  
**Bill Boyer**  
**Devin St. Clair**  
**Michael "Rusty" Drake**  
 Music Composition  
 and Audio Direction  
**Robb Mills**  
 Sound Design  
**Jason Heffel**  
**Robb Mills**  
**Bill Rudolph**  
 Lead Engineer  
**Steve W. Kojder**  
 Engineering  
**Ralf Knoesel**  
**Karl Patrick**  
**Ron Midthun**  
**Ron Barry**  
**William Bohan**  
**Avery Lodato**  
**Paul Melamed**  
**Norman Morse**  
**David Pittman**  
**Matt Russell**  
**James Stewart**  
**Clayton Vaught**  
**Lee Wilson**  
 Additional Engineering  
**Chris Georges**  
**Randy Stevenson**  
**Stephan Sherman**  
**Jakob Wilkenson**  
 Design  
**Geoff Jones**  
**Thomas Grové**  
**Reed Knight**  
**David Maxwell**  
**Chris Molina**  
**Christopher Ross**  
 Production  
**Jennifer Emsley**  
**Michael Blair**  
 Additional QA  
**Michael Daglow**  
 IT  
**Keith Laliberty**  
**Kevin McPheeters**  
 Studio Technical Director  
**Ken Demarest**  
 Studio Art Director  
**Bruce Walters**  
 Studio Design Director  
**Ray Gresko**  
 Director of Finance  
**Janet Fletcher,**  
*née Attaway*  
 Executive Assistant  
 to the CEO/President  
**Susan Plumb**  
 Executive  
 In Charge of Production  
**Don Daglow**  
 Business Development  
**Robert Wallace**  
 Special Thanks  
**Marta Daglow**  
**Danusia &**  
**Robert Heilemann**  
**Livia &**  
**Genevieve Knight**  
**Kim Pittman,**  
**J. Kyle Pittman, &**  
**Mom and Dad Pittman**  
**Kimberly, Connor**  
**& Logan Gresko**  
**Sarah Yeager**  
**Stephen, Cynthia**  
**& Brendan Wilburn**  
**The Wheaton Family**  
**Nora**  
**& Daniela Melamed**  
**Heather, Nathan**  
**& Genevieve Weir**  
**Lindsay Padawer**  
**Jenny Patrick**  
**Jim, Denise**  
**& Stephanie Grant**  
**Miguel**  
**& Jonah Figueroa**  
**Melissa, Merrie Lynn,**  
**Marshall**  
**& Lynn Stewart**  
**Shyera, Phoa Sui Tjiu**  
**(Mom) and the**  
**rest of my Family**  
**Bonnie, Julia, Cameron,**  
**Maggie,**  
**and Orion**  
**Tony & Ligia, and the**  
**whole Molina clan**  
**Gabrielle Kojder, Paul**  
**Kojder, Peter Kojder, Mark**  
**Danks,**  
**Derek W. Dick**  
**Susan McKinley Ross**  
**Shannon Jones**  
**Yukiko Miyajima Grové**  
**Genevieve Buckmiller**  
**James Payne**  
**Dale Rabinov**  
**and**  
**"Krazy Karl"**



JOIN THE  
INTERNATIONAL SPIDERWICK LEAGUE  
THE OFFICIAL SPIDERWICK FANCLUB



GAME! DOWNLOADS! VIDEOS!

[WWW.INTERNATIONAL-SPIDERWICK-LEAGUE.COM](http://WWW.INTERNATIONAL-SPIDERWICK-LEAGUE.COM)



THE FIELD GUIDE



THE SEEING STONE



LUCINDA'S SECRET



THE IRONWOOD TREE



THE WRATH OF MULGARATH



THE SPIDERWICK CHRONICLES TRUNK (Boxed Set)



ARTHUR SPIDERWICK'S FIELD GUIDE TO THE FANTASTICAL WORLD AROUND YOU



THE CHRONICLES OF SPIDERWICK



CARE & FEEDING OF SPRITES



THE NOTEBOOK FOR FANTASTICAL OBSERVATIONS



THE SPIDERWICK CHRONICLES BOX SET



THE NIXIE'S SONG

Audiobook available on CD and for download



## LICENSE AGREEMENT

This software program, any printed materials, any online or electronic documentation (the "Program") are the copyrighted work of Vivendi Games, Inc., or its licensors. All use of the Program is governed by the terms of the End User License Agreement which is provided below ("License"). The Program is solely for use by end users according to the terms of the License Agreement. Any use, reproduction or redistribution of the Program not in accordance with the terms of the License Agreement is expressly prohibited.

## END USER LICENSE AGREEMENT

- Limited Use License. Vivendi Games, Inc. ("VG") hereby grants, and by utilizing the Program you thereby accept, a limited, nonexclusive license and right to use one (1) copy of the Program for your use on a PlayStation®2 computer entertainment system.
- Ownership. All title, ownership rights and intellectual property rights in and to the Program and any and all copies thereof (including but not limited to any titles, computer code, themes, objects, characters, character names, stories, text, dialog, catch phrases, locations, concepts, artwork, animations, sounds, musical compositions, audiovisual effects, methods of operation, moral rights, any related documentation, and "applets" incorporated into the Program) are owned by VG or its licensors. The Program is protected by the copyright laws of the United States, international copyright treaties and conventions and other laws. All rights are reserved. The Program may contain certain licensed materials, and VG's licensors may act to protect their rights in the event of any violation of this Agreement.
- Responsibilities of End User.
  - Subject to the Limited Use License as set forth above, you may not, in whole or in part, copy, photocopy, reproduce, translate, reverse engineer, derive source code from, modify, disassemble, decompile, or create derivative works based on the Program, or remove any proprietary notices or labels on the Program without the prior consent, in writing, of VG.
  - You are entitled to use the Program for your own use, but you are not entitled to: sell, grant a security interest in or transfer reproductions of the Program to other parties in any way, nor to rent, lease or license the Program to others without the prior written consent of VG; or exploit the Program or any of its parts for any commercial purpose.
- Program Transfer. You may permanently transfer all of your rights under this License, provided the recipient agrees to the terms of this License.
- Termination. This License is effective until terminated. You may terminate the License at any time by destroying the Program. VG may, at its discretion, terminate this License in the event that you fail to comply with the terms and conditions contained herein. In such event, you must immediately destroy the Program.
- Limited Warranty. VG EXPRESSLY DISCLAIMS ANY WARRANTY FOR THE PROGRAM AND MANUAL(S). THE PROGRAM AND MANUAL(S) ARE PROVIDED "AS IS" WITHOUT WARRANTY OF ANY KIND, EITHER EXPRESS OR IMPLIED, INCLUDING, WITHOUT LIMITATION, THE IMPLIED WARRANTIES OF MERCHANTABILITY, FITNESS FOR A PARTICULAR PURPOSE, OR NON-INFRINGEMENT. ANY WARRANTY AGAINST INFRINGEMENT THAT MAY BE PROVIDED IN SECTION 2-312(3) OF THE UNIFORM COMMERCIAL CODE AND/OR IN ANY OTHER COMPARABLE STATE STATUTE IS EXPRESSLY DISCLAIMED. The entire risk arising out of use or performance of the Program remains with You, however VG warrants the disc(s), on which the Program is furnished, to be free from defects in materials and workmanship, under normal use, for a period of ninety (90) days from the date of delivery. VG's sole liability in the event of a defective disc shall be to give You a replacement disc. Some states do not allow the exclusion or limitation of incidental or consequential damages, or allow limitations on how long an implied warranty lasts, so the above limitations may not apply.
- Limitation of Liability. NEITHER VG, ITS PARENT, SUBSIDIARIES, AFFILIATES NOR LICENSORS SHALL BE LIABLE IN ANY WAY FOR LOSS OR DAMAGE OF ANY KIND RESULTING FROM THE USE OF THE PROGRAM INCLUDING, BUT NOT LIMITED TO, LOSS OF GOODWILL, WORK STOPPAGE, COMPUTER FAILURE OR MALFUNCTION, OR ANY AND ALL OTHER COMMERCIAL DAMAGES OR LOSSES. Some states do not allow the exclusion or limitation of incidental or consequential damages, or allow limitations on how long an implied warranty lasts, so the above limitations may not apply to you.
- Equitable Remedies. You hereby agree that VG would be irreparably damaged if the terms of this License were not specifically enforced, and therefore you agree that VG shall be entitled, without bond, other security, or proof of damages, to appropriate equitable remedies with respect to breaches of this License, in addition to such other remedies as VG may otherwise have available to it under applicable laws. In the event any litigation is brought by either party in connection with this License Agreement, the prevailing party in such litigation shall be entitled to recover from the other party all the costs, attorneys' fees and other expenses incurred by such prevailing party in the litigation.
- Miscellaneous. This License shall be deemed to have been made and executed in the State of California, and any dispute arising hereunder shall be resolved in accordance with the law of the State of California. This License may be amended only by an instrument in writing executed by both parties. This License constitutes and contains the entire agreement between the parties with respect to the subject matter hereof and supersedes any prior oral or written agreements.

## CUSTOMER SUPPORT

### Technical Support

Phone: (800) 630-0811, 10:00 AM-8:00 PM M-F EST

Online Support: <http://support.vgames.com>

### Customer Service

Phone: (800) 757-7707, 10:00 AM-8:00 PM M-F EST

### Mail

Vivendi Games  
4247 South Minnewawa Avenue  
Fresno, CA 93725

Simon & Schuster Children's Publishing



Their World Is Closer Than You Think

NICKELODEON MOVIES PRESENTS



THE  
SPIDERWICK™  
CHRONICLES



IN THEATRES

FEBRUARY 2008

[WWW.SPIDERWICKCHRONICLES.COM](http://WWW.SPIDERWICKCHRONICLES.COM)



7271310

© 2008 by Paramount Pictures. All Rights Reserved.