

SUPER TRUCKS RACING™



EmuMovies



XS Games LLC, 8800 Global Way, West Chester, OH 45069.



WARNING: READ BEFORE USING YOUR PLAYSTATION®2 COMPUTER ENTERTAINMENT SYSTEM.

A very small percentage of individuals may experience epileptic seizures when exposed to certain light patterns or flashing lights. Exposure to certain patterns or backgrounds on a television screen or while playing video games, including games played on the PlayStation 2 console, may induce an epileptic seizure in these individuals. Certain conditions may induce previously undetected epileptic symptoms even in persons who have no history of prior seizures or epilepsy. If you, or anyone in your family, has an epileptic condition, consult your physician prior to playing. If you experience any of the following symptoms while playing a video game – dizziness, altered vision, eye or muscle twitches, loss of awareness, disorientation, any involuntary movement, or convulsions – IMMEDIATELY discontinue use and consult your physician before resuming play.

WARNING TO OWNERS OF PROJECTION TELEVISIONS:

Do not connect your PlayStation 2 console to a projection TV without first consulting the user manual for your projection TV, unless it is of the LCD type. Otherwise, it may permanently damage your TV screen.


USE OF UNAUTHORIZED PRODUCT:

The use of software or peripherals not authorized by Sony Computer Entertainment America may damage your console and/or invalidate your warranty. Only official or licensed peripherals should be used in the controller ports or memory card slots.

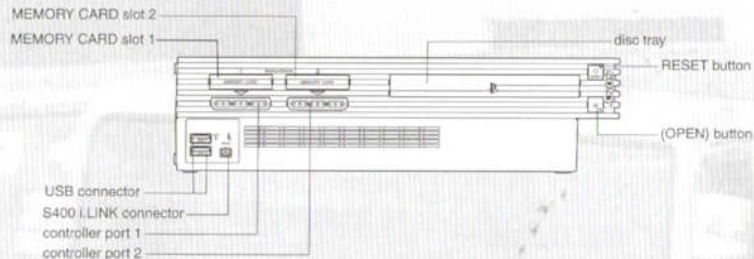
HANDLING YOUR PLAYSTATION 2 FORMAT DISC:

- This disc is intended for use only with PlayStation 2 consoles with the NTSC U/C designation.
- Do not bend it, crush it or submerge it in liquids.
- Do not leave it in direct sunlight or near a radiator or other source of heat.
- Be sure to take an occasional rest break during extended play.
- Keep this compact disc clean. Always hold the disc by the edges and keep it in its protective case when not in use. Clean the disc with a lint-free, soft, dry cloth, wiping in straight lines from center to outer edge. Never use solvents or abrasive cleaners.

TABLE OF CONTENTS

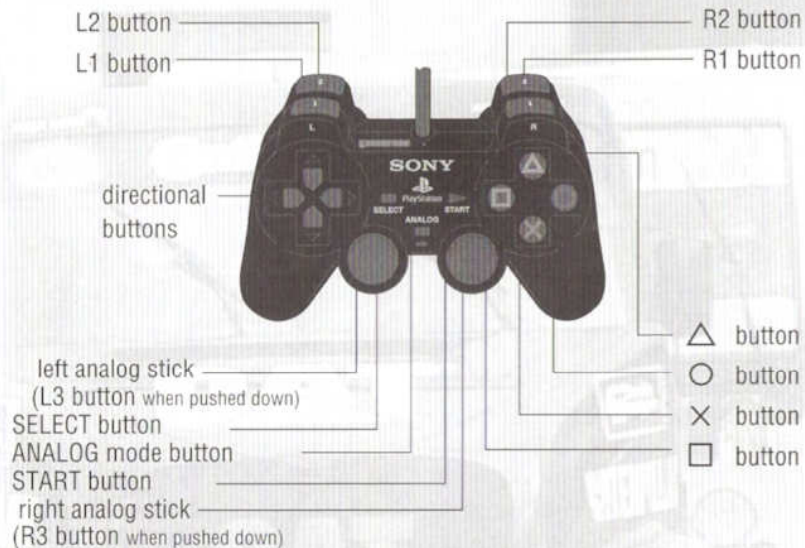


Getting Started.....	2
Starting Up.....	3
Main Menu.....	4
Game Options.....	5
System Options.....	6
Playing the Game.....	7-9
Championship.....	10-11
Credits.....	15



Set up your PlayStation®2 computer entertainment system according to the instructions in its Instruction Manual. Make sure the MAIN POWER switch (located on the back of the console) is turned on. Press the RESET button. When the power indicator lights up, press the open button and the disc tray will open. Place the SUPER TRUCKS™ disc on the disc tray with the label side facing up. Press the open button again and the disc tray will close. Attach game controllers and other peripherals, as appropriate. Follow on-screen instructions and refer to this manual for information on using the software.

DUALSHOCK®2 ANALOG CONTROLLER CONFIGURATIONS




Game Controls:

- Left Analog Stick/Directional buttons – Steer/navigate through menus
- ⓧ button – Accelerate/confirm selection
- ◻ button – Brake
- ◯ button – Handbrake
- △ button – Change view/previous menu
- ◻ R1 button – Gear up
- ◻ R2 button – Rear view
- ◻ L1 button – Gear down
- ◻ L2 button – Brake cooling
- START button – Pause

Main Menu:

After boot up, you will be brought to the main menu screen. Use the directional buttons to navigate through the menus and press the **X** button to confirm your selection.



Single Race: Get straight into the thick of the action with a one-off race. Battle against the computer opponents at any unlocked circuit. If you choose to skip qualifying, you start the race from the back of the grid.

Championship: Compete in five championships of ascending difficulty. Trucks and circuits are unlocked by progressing in this game mode.

Arcade: Starting at the back of the grid, the aim is to make each of the 3 checkpoints per lap before the allocated time runs out. Complete the race and finish in the requested position to progress to the next circuit.

Time Trial: You are alone at a track of your choice. Each lap is timed so that fastest laps can be beaten. The number of laps is unlimited.

VS Mode: Race against a friend in this split screen challenge. Ensure that you have two controllers connected before attempting to play a two player game.

Memory Card: Save your current game, or load a previously saved game.

Extras: Access to various other modes and extras in the game

Options: Change game settings and tune up your trucks.

Extras

Survival Mode: You start each race at the back of the pack and then at the end of each lap, the driver in last place is removed from the race. This process continues until only two drivers remain on the track. To progress through to the next circuit, you must finish the last lap in first place.

Records: If you've saved your game, check out your achievements including fastest lap times from each circuit.

Replay Theater: Play back your saved replays from your memory card.

Trophy Room: If you have saved your progress, you can check out the trophies that you have won through the various game modes.

Credits: Check out the people involved in Super Trucks.

Options

From here, you can customize various game settings.

Game Options

Truck damage: enable/disable the damage feature during races

Race marshals: enable/disable trackside marshals to allow/avoid penalties for excessive contact and straying from the track

Auto brake cooling: select automatic or manual water cooling for your brakes

Single race AI level: modify the difficulty level of your computer opponents

Single race AI trucks: choose the number of rival AI trucks

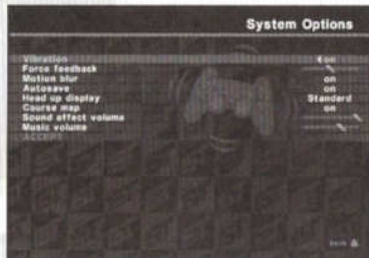
Single race laps: select the number of laps per race

Two player AI level: modify the difficulty level of computer opponents in two player mode

Two player AI trucks: choose the number of rival AI trucks in two player mode

Two player laps: select the number of laps per race in two player mode

System Options



Vibration: enable/disable vibration on controller

Motion blur: enable or disable the motion blur effect in game


Heads up display: adjust the display in game to standard or compact

Course map: enable or disable the course map visual aid in game

Sound effect volume: adjust how loud you want the sound effects to be played

Music volume: adjust how loud you want the in game music to be played

Truck Setup



From here, you can customize your truck for in game usage. Adjust everything on your truck to the way you like it. Adjust tire pressure levels, suspension, steering locks and traction control.

Controller Setup



From here, you will be able to adjust the in game controls for to your liking.

Center Screen

You can adjust the picture of how the game displays on your television set

Playing the Game

After selecting your game mode, it's time to select your team driver. Each team is represented with their own driver and truck. Each truck has their own features and abilities.

Once you select your driver, you need to choose what type of transmission your truck will have. Choose from Automatic or Manual transmissions.

Next, you get to select the handling of your truck.

Race – provides a balanced truck, ideally suited to precision racing.

Drift – dynamic handling set-up which encourages powerslides.

User – uses the settings entered in the truck set-up screen.

In Single Race, Time Trial, VS Mode and Survival mode you get to select which circuit you wish to race on. You can choose up to 15 different circuits that features they own unique racing experience.

Before racing, you get to select how you wish to start off your race by selecting one of the following:

Playing the Game

Practice: You have the opportunity to practice at each track before racing. There are an unlimited number of laps available.

Qualifying: You have five qualifying laps to improve your starting position on the grid. You take control one corner before the start of the first lap. Afterwards the results screen will display the qualifying times and grid positions.

Race: Races have a rolling start with the trucks in 2 by 2 formations in qualifying order. Pole position is on the inside for the first corner. You cannot control your truck until the countdown has taken place and the race starts. The rolling starts mean that the trucks are often bunched up at the first corner, so try to avoid pile-ups!



In Cab



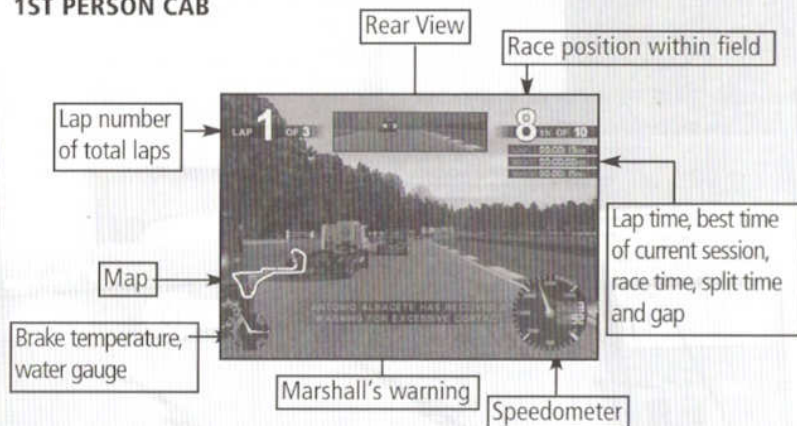
1st Person Bumper



3rd Person

Playing the Game

1ST PERSON CAB



Rules - the Marshall is watching!!!

Around each circuit, several marshalls monitor the behavior of the drivers. Excessive contact or driving off the track may be penalized by the computer slowing you down and taking control of your truck for 10 seconds. This will be displayed by a black flag icon on the bottom left side of the game play screen.



Championships

It is your goal to be the Super Trucks Champion! Five championships of ascending difficulty stand in your way.

If drivers finish a championship on equal points, positions are calculated based on number of wins, then positions. If the drivers still can't be separated, the first win of the series is decisive. Trucks and circuits are unlocked by progressing in this game mode.

Rookie Open



This is the only championship unlocked at the start of the game. Difficulty is geared towards someone playing Super Trucks for the first time. The 4 races across US circuits are short at 3 laps each.

Continental Challenge



Unlocked by a podium finish at the Rookie Open. 6 locations across Europe are host to this championship – each race is 4 laps long.

Championships

Thunder Cup



Unlocked by a podium finish at the Continental Challenge. You will need to be good to compete at this level. There are 8 tracks at 4 laps each.

Super Trucks Championship




Unlocked by a podium finish at the Thunder Cup. The Super Trucks Championship has 10 races and each one is 5 laps in length.

Harri Luostarinen Grand Prix



Unlocked by a podium finish at the Super Trucks Championship. This is the toughest championship in the game. The Harri Luostarinen Grand Prix features the 10 toughest CPU drivers racing each of the 15 circuits over 5 laps. Finish top of the final table to be crowned the ultimate Super Trucks racing champion.



Credits

XS Games

Project Manager: Trevor Grossman

Director of QA: Rene A. Zelada

Lead Tester: Hulls Charles Jr.

Manual Design: Cindy K. Mui

JESTER INTERACTIVE

SUPER TRUCKS RACING © JESTER INTERACTIVE 2003

<http://www.super-trucks.com>

<http://www.jesterinteractive.com>

PROGRAMMING
STEVE HUMPHRIES
DAVE KIRK

ARTWORK
PAUL BROADBENT

LEGAL

All manufacturers, cars, names, brands, circuits and associated imagery featured in this game are trademarks and / or copyrighted materials of their respective owners and have been reproduced faithfully by Jester Interactive. All Rights Reserved.

'Cola-Cola' and 'Coke' are registered trademarks of The Coca-Cola Company and are reproduced with kind permission from The Coca-Cola Company.

Feeder - 'Bug'

Written by Nicholas/Lee/Hirose

Produced by Gil Norton

Engineered & mixed by Matt Sime

Recorded by The Echo Label Limited

Available on the album Echo Park

Published by Universal Music Pub Ltd

Universal Music Pub Ltd

www.feederweb.com

This software product and the manual are copyrighted and all rights are reserved by Jester Interactive and are protected by the copyright laws that pertain to computer software. You may not copy the software except that you may make a single copy for backup purposes only. You may not loan, sell, rent, lease, give, sub-license, or otherwise transfer the software (or any copy) unless expressly permitted to do so by Jester Interactive. You may not modify, adapt, translate, create derivative works, decompile, disassemble, or otherwise reverse engineer or derive source code from, all or any portion of the software or anything incorporated therein or permit any third party to do so.

SUPER TRUCKS RACING © JESTER INTERACTIVE 2003

WARRANTY

LIMITED WARRANTY - XS Games warrants to the original purchaser of this software product, for period of ninety (90) days from the date of original purchase (the "Warranty period"), that under normal use, this medium on which this computer program is recorded is free from defects in materials and workmanship. This software program is sold "as is" without express or implied warranty of any kind and XS Games is not liable for any losses or damages of any kind resulting from use of this program. This warranty is not applicable to normal wear and tear. This warranty shall not be applicable and shall be void if the defect in this software product has arisen through abuse, unreasonable use, mistreatment or neglect.

WARRANTY CLAIMS - To make a warranty claim under this limited warranty, please return the product to the point of purchase accompanied by proof of purchase, your name, your return address, and a statement of the defect, or send the disk(s) within 90 days of purchase to: XS Games, 8800 Global Way, West Chester, OH 45069. Include a copy of the dated purchase receipt, your name, your return address, and a statement of the defect. XS GAMES or its authorized dealer will, at our option, repair or replace the product and return it to you (postage prepaid) or issue to you a credit equal to the purchase price.

To replace defective media after the 90-day warranty period has expired, send the original disk(s) to XS Games at the above address with a check or money order for \$15.00.

The foregoing states the purchaser's sole and exclusive remedy for any breach of warranty with respect to the software product.

LIMITATIONS - This warranty is in lieu of all other warranties and no other representations or claims of any nature shall be binding on or obligate XS Games. Any implied warranties applicable to this software product, including warranties of merchantability and fitness for a particular purpose, are limited to the ninety (90) day period described above. In no event will XS Games be liable for any special, incidental, or consequential damages resulting from possession, use, or malfunction of this XS Games software product.

Some states do not allow limitations as to how long an implied warranty lasts and/or exclusions or limitations of incidental or consequential damages so the above limitations and/or exclusions may not apply to you. This warranty gives you specific rights, and you may also have other rights which vary from state to state.

NOTICE - XS Games reserves the right to make improvements in the product described in this manual at any time and without notice. This manual and the software described in this manual are copyrighted. All rights are reserved. No part of this manual or the described software may be copied, reproduced, translated, or reduced to any electronic medium or machine-readable form without the prior written consent of XS Games, 8800 Global Way, West Chester, OH 45069, ATT: GAME MANAGEMENT.