

freegamemanuals.com



NTSC U/C

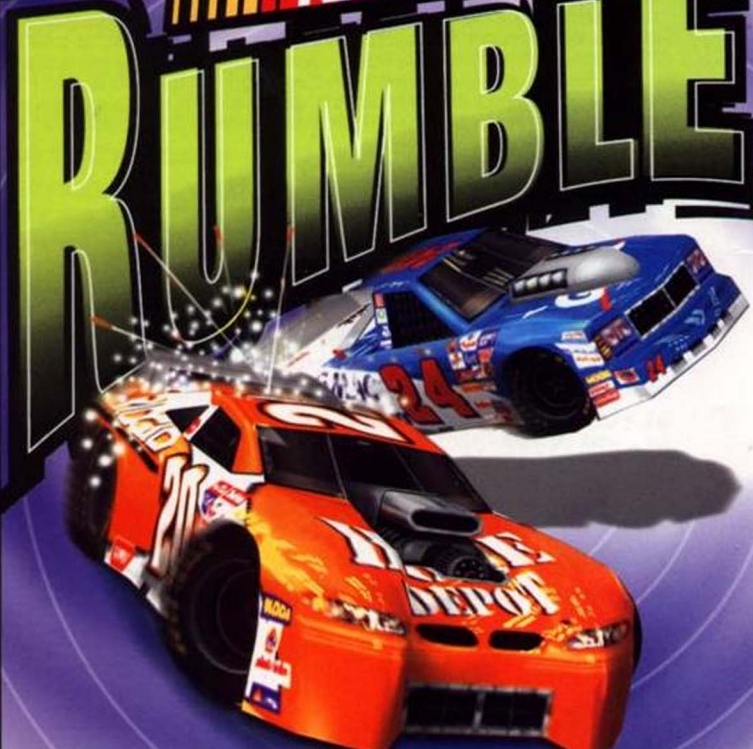
PlayStation

EVERYONE



SLUS-01068

ELECTRONIC ARTS
NASCAR



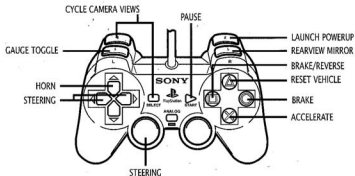
SCES-00699

CONTENTS

BASIC CONTROLS	3
COMMAND SUMMARY	4
INTRODUCTION	5
SETTING UP THE GAME	6
MAIN MENU	6
GETTING TO THE RACE TRACK	7
DURING THE RACE	10
GAME MODES	13
SINGLE RACE	13
CHAMPIONSHIP	13
TIME TRIAL	16
SHOWDOWN	16
RACE OPTIONS	16
GAME OPTIONS	17
SAVING AND LOADING	17
CREDITS	18
WARRANTY AND SERVICE INFORMATION	19

COMMAND SUMMARY

GAMEPLAY



MENU SCREEN CONTROLS

Highlight menu items	D-Button ↑
Cycle choices/Move sliders	D-Button ↔
Select/Go to next screen	X
Return to previous screen	▲

NOTE: NASCAR Rumble Analog Controller support—Mad Catz™ Analog Steering Wheel, Namco® neGcon®, DUALSHOCK™ Analog Controller, and compatibles.

INTRODUCTION

Take a wild ride on the open road with *NASCAR Rumble*, the most exciting, over-the-top, high speed racing game ever. This arcade-style racing adventure takes NASCAR cars and trucks off the oval tracks and drops them onto extreme driving courses such as the white sands of Daytona Beach, the winding roads of Mother Lode country, the narrow streets of New Orleans' French Quarter, and more. The goal is simple: finish first—if you can finish at all.


NASCAR Rumble Features:

- ◆ **Extreme NASCAR Racing**—NASCAR cars and trucks with star drivers and special vehicles, plus bump-and-go driving, huge air, amazing crashes, and **incredible speed**
- ◆ **6 Racing Locales**—21 wide open tracks from city expressways to bayou backroads, plus hidden courses and shortcuts
- ◆ **Multiple Power-Ups**—Nitro, Freeze, Twister, Shockwave, and more
- ◆ **Cars and Trucks**—Over 30 NASCAR Cup Drivers, plus 6 NASCAR Truck Drivers and 7 NASCAR Legends
- ◆ **9 Game Modes**—Single races, Locale Championships, Legend Championships, 1-on-1 Showdown, Time Trial, and more
- ◆ **Cooperative and Head-to-Head Competition**—Race with a friend on a team, or take turns driving each other into the ground
- ◆ For more info about *NASCAR Rumble* and other titles, check out EA SPORTS™ on the Web at www.easports.com.

SETTING UP THE GAME

MAIN MENU

From the Main menu, you can set up the perfect race to fit your style. From here you can change your racing class, select the number of players, and set up game options.



NOTE: Default options are listed in **bold** in this manual.

1 PLAYER

Take on a field of NASCAR drivers. It's you against them.

2 PLAYERS

Race with a friend as teammates or against one another as rivals.

RACING CLASS

Select the racing class: KID PLAY, **ROOKIE**, PRO, or ELITE. KID PLAY and ROOKIE (perfect for beginners) are the only modes available when you first start playing NASCAR Rumble. PRO and ELITE modes (set up for those who think they can beat the best drivers) are unlocked after you prove yourself in the beginning modes.

POWER-UPS

Select the number of Power-Ups: NONE, **SOME**, MORE, or MAYHEM. **SOME** Power-Ups are selectively spaced throughout the course. MORE Power-Ups are plentiful. MAYHEM Same as MORE, except Power-Ups reappear faster (helpful in close races). > Power-Ups on p. 10.

HALL OF CHAMPIONS

View the various **STANDARD** and TEAM trophy collections for each Locale. Is your name listed here?

GAME OPTIONS

Modify the game settings and options. > Game Options on p. 17.

SHOWCASE

Preview other cool games and view the NASCAR Rumble team credits.

GETTING TO THE RACE TRACK

After you select the racing class, set the Power-Up level, and choose the number of players, get on the track. It's racing time, baby!

SINGLE RACE

Run a single race on any of the unlocked tracks. You can compete in a **STANDARD** race alone against a field of drivers or team up with a CPU driver and race as a CYBER TEAM. Two players can race as a COOP TEAM and take on the field together, or each choose a CPU teammate and race a CYBER TEAMS challenge.

CHAMPIONSHIP

Race in a Championship series and see if you have what it takes to win it all. You can race a **STANDARD** race against a field of drivers, team up with a CPU driver and race as a CYBER TEAM, or put your driving skills to the ultimate test by racing against a LEGEND (1 Player only). Two players can become a COOP TEAM and try to outrace the CPU drivers for the Gold Cup, or each choose a Cyber Teammate and battle it out (only one of you can claim the top prize).

TIME TRIAL

One or two players in a race against the clock.

SHOWDOWN

Compete in a head-to-head, single-lap race against one opponent (another player or a CPU driver of your choice).

RACE OPTIONS

Modify the Single Race options such as how many vehicles you want to race against, the number of laps, and the number of teams. You can even select the drivers you race against.

➔ From the Game mode menu, select the race type of your choice and press **X**. The Select a Driver screen appears.

◆ For more information on the game modes and how to unlock tracks, > Game Modes on p. 13.

SELECT A DRIVER

NASCAR Rumble features a full grid of NASCAR's top drivers and Legends. Choose your favorite driver and get to work!



- ⇒ To select a driver, D-Button ←→ to highlight the driver of your choice. Next, select your vehicle level.
- ⇒ To select a vehicle level, D-Button ↑ to highlight the vehicle style of your choice and press ✖ to accept. The Select a Track screen appears.

NOTE: When you first play *NASCAR Rumble*, only Rookie vehicles are available. Pro and Elite level vehicles can be unlocked by winning in Championship mode.

SELECT A TRACK

NASCAR Rumble features unique tracks that are both fun and challenging to drive.



- ⇒ To select a track, D-Button to highlight the Locale and track of your choice. Press ✖ to accept. Your vehicle appears at the starting line after the race loads.

NOTE: Only four standard Locales (each with three tracks) are initially available. The other two Locales become available after they're unlocked by winning races in Championship mode.

DURING THE RACE

Step on the gas and forget about the brakes. It's time to *Rumble!*

RACE SCREEN



POWER-UPS

While racing, drivers have the option to use special Power-Ups to get an advantage over the other drivers. The Power-Ups are set throughout the track and are picked up when a vehicle drives through them.

POWER-UP

RESULT

BAD GAS



This Power-Up is dropped on the road behind you. The next vehicle that runs over it sputters and suffers a decrease in speed. If the other drivers avoid it, try not to run over it yourself on the next lap.

FREEZE



This "cool" Power-Up momentarily freezes a vehicle and causes the driver to lose all control of steering. Shoot it at the driver ahead of you and watch him swerve off the track. You can get "blizzarded" from a vehicle behind you, so keep an eye on your rearview mirror.

INVINCIBLE



You become invulnerable to most of your competitors' Power-Ups.

NITRO



This Power-Up triggers a speed burst, so hold on tight and keep your eyes on the road.

OIL SLICK



Just like Bad Gas, this Power-Up is dropped on the road behind you. The vehicle that runs over it loses traction. Hit an Oil Slick and you'll be slip-slidin' all over the road.

STORM



This Power-Up puts a stormy weather system over an opponent, who loses some traction and has obstructed vision. Your vehicle isn't equipped with windshield wipers, so this could be trouble. Like the Freeze, this can hit you from behind.

SUPER TRACTION



Your vehicle's tires tighten their grip on the road. Here's your chance to take the turns even more aggressively than normal.

TWISTER



When this Power-Up is used, a twister spawns and follows the track ahead. Any vehicle that happens to get hit along the way is sent flying in a whirlwind.

BIG RUMBLE



This Power-Up turns your vehicle's front end into a weapon. No need to maneuver around the other vehicles on the road, simply bowl them over instead.

SHOCKWAVE



This Power-Up sends nearby opponents flying with a supersonic burst.

JOKER



The Joker can help or hinder you. It randomly becomes another Power-Up when activated. If you're leading and don't want to take the chance to find out what it is, let it sit and the Joker eventually expires.

When a Power-Up is picked up, it's yours to keep – until you use it, that is (with the exception of the Joker). A logo appears on the left side of the screen indicating which Power-Up you received.

→ To use a Power-Up, press **R2** (in the default configuration).

◆ When a Power-Up is activated, an icon appears on the right side of the screen (near the top). A timer bar next to the icon indicates how long the Power-Up lasts.

TIP When a weather Power-Up is lurking nearby, a warning flashes on the screen. When this happens, try to move to the side of the road and hope the Power-Up misses you or reduce your speed and it may pass you by.

TIP If a crash sends you flyin' or if you have trouble recovering from a Power-Up, press **▲** to reset your vehicle back on course.

SHORT CUTS

Looking to gain an advantage on the other drivers? Try a short cut. There are a number of short cuts on every course, but it's up to you to find them.

TIP Looking to dodge that twister, storm, or freeze you see in the rearview mirror? Use a short cut to get off the main road. Cross your fingers and hope the Power-Up doesn't have the same thing in mind.

NOTE: After 20 minutes on the track, you will be disqualified.

PAUSE MENU

When the action becomes too much to handle, pause the game and take a breather. From here, you can also make some in-game adjustments.

CONTINUE Get back to the race.

AUDIO OPTIONS Adjust the volume of the sounds of the game such as sound effects, engine noise, music, and voices. You can also adjust the sound mode.

CAMERA Set your camera angle to **STANDARD**, **FOLLOW**, **FOLLOW CLOSE**, or **BUMPER**.

GAUGE MODE Set your on-screen display to **STANDARD**, **FULL**, or **OFF**.

RESTART RACE End the current race and start over (not available in Championship mode).

QUIT Quit the race and return to the Main menu.

GAME MODES

NASCAR Rumble offers game modes that should satisfy every driver.

SINGLE RACE

Test your driving skills in a Single Race.

STANDARD

One or two players can take on a field of drivers in one race, on one track.

CYBER TEAM

One or two players can choose a CPU teammate and race against the other teams. Pair up with a CPU vehicle and help each other win a race.

◆ With the exception of the Twister, offensive Power-Ups don't affect your teammate.

CO-OP TEAM

Like Cyber Team, except it's two players racing together against the CPU teams. Here, you work together with a friend to beat the other drivers.

◆ Co-op Team is only available when you select 2 Players.

CHAMPIONSHIP

Drive in a Championship racing series. Yeah, you can win one race, but can you win them all? A Championship series is a set of races in different Locales. Try to compile the most points in your quest for the Championship series title.

LOCALE CHAMPIONSHIP

Drivers compete in a three-race championship series from a particular Locale. When you race in a Locale Championship series, you're racing for a Gold, Silver, or Bronze Cup.

NOTE: After you win a cup in a Championship Locale, a small trophy appears next to the Locale name.

Here are the defining characteristics for a Locale Championship:

- ◆ Each Locale has its own Championship series.
- ◆ The races are completed in sequence, three tracks per Locale.
- ◆ Each race is four laps.
- ◆ Points are tallied according to the racer's placement at the end of each race. Each driver accumulates a separate point total. The highest point total at the end of the Championship series wins the Gold Cup. In a Team Championship, teammates' points are combined to determine the winning team.
- ◆ Winning a Gold Cup unlocks a new bonus track, Locale, or vehicle category.
- ◆ Players can race each Championship individually or as part of a team.
- ◆ Win the Locale Championship and you unlock the Legend Championship for that Locale.

LEGEND CHAMPIONSHIP

Drivers compete in a three-race Championship series from a Locale that the driver has already won. The Legend for that Locale is now one of your opponents.

- ◆ Beat the Legend and you unlock the Legend vehicle for you to drive.
- ◆ Legend mode is only available in one player mode.

CUP CHAMPIONSHIPS

You can also race for the prestigious EA Cup and Wild Card Cup.

EA CUP

Drivers compete in a six-race Championship series (one track from each of the six Locales) for the coveted EA Cup.

- ◆ Winning the EA Cup unlocks the high-powered EA SPORTS Car.

WILD CARD CUP

Drivers compete in a three-race Championship series at randomly chosen unlocked Locales. The Wild Card Cup is up for grabs.

- ◆ Winning the Wild Card Cup unlocks the Wild Card Legend Championship.

1 PLAYER CYBER TEAM MODE CHAMPIONSHIP

A player chooses a NASCAR CPU driver to team up with. The other four CPU opponents are split up on two teams. The points earned by each driver are added together for a combined team total.

2 PLAYER CYBER TEAMS MODE CHAMPIONSHIP

Each player chooses a different NASCAR CPU driver to team up with. The other two CPU opponents are the third team. The points earned by each driver are added together for a combined team total.

2 PLAYER COOP TEAM MODE CHAMPIONSHIP

Both players team up on the same team. The four CPU opponents are paired off into two teams. The points earned by each driver are added together for a combined team total.

UNLOCKING TRACKS, VEHICLES, AND MORE

Unlock Bonus tracks

The Bonus tracks are unlocked one by one when the driver finishes in first place in Locale Championships. The first track is unlocked after the first win, the second track is unlocked after the third win, and the final track is unlocked after the fifth win.

Unlock Locales

Two Locales are unavailable when you first start playing *NASCAR Rumble*. The Bad Lands Locale is unlocked after a player wins their second Locale Championship, and the Mardi Gras Locale is unlocked after the fourth win.

Unlock Pro level of difficulty and Pro Level Vehicles

Once a player wins all six Locale Championships at the ROOKIE level, the PRO racing class and vehicles are unlocked (except the Legends).

Unlock Elite level of difficulty and Elite Level Vehicles

Once a player wins all six Locale Championships at the PRO level, the ELITE racing class and vehicles are unlocked (except the Legends).

Unlock Legend Championships

Legends are initially unavailable as opponents or cars. The Legend is added as a new opponent when a player wins a Locale Championship. Each Locale has a Legend that represents a legendary NASCAR driver.

- ◆ When a player wins a Locale Championship for the first time, the Legend Championship is unlocked in that Locale.

Unlock Legend Cars

If a player wins a Gold Cup in a Legend Championship, the defeated Legend car is added to the list of available vehicles. Each Legend car has three levels of power: ROOKIE, PRO, and ELITE. Players must beat a Legend while playing at the indicated racing class to unlock that particular level of Legend car.

Unlock Secret Vehicles

There is at least one secret vehicle hidden in each of the six standard Locales. Each secret vehicle is represented by a spinning gold wrench hidden somewhere on a specific track. If a player finds and drives over a secret vehicle wrench while racing, that vehicle is added to the list of available driver vehicles at the current racing class.

NOTE: Some secret vehicle wrenches can't be found until you play at the PRO racing class.

FAST TRACK. Are you a Fast Tracker? If so, you can unlock tracks and vehicles by beating a set time during any Locale Championship when playing in ROOKIE mode.

TIME TRIAL

Cut your lap time down, look for shortcuts, or just have a pleasant drive alone in the country. The course is all yours, so take advantage of your freedom because in any other game mode, you won't have time to stop and smell the roses (or anything else except your opponent's exhaust).

SHOWDOWN

Someone been talkin' trash to you all day? Here's your chance to show them who's boss. Challenge any driver to a one-lap showdown on any track for *NASCAR Rumble* bragging rights.

RACE OPTIONS

- VEHICLES** Race with up to six vehicles in a single race.
- TEAMS** Include up to three teams in a single race.
- CYBER TEAMS** Include up to three Cyber Teams in a single race (2 Players only).
- LAPS** Race up to 8 laps.
- SELECT OPPONENTS** Select the drivers you race against or let the computer choose for you.

GAME OPTIONS

AUDIO OPTIONS

Adjust the sounds of the game such as the sound effects, the volume of the engine, music, and voices, and select the sound mode.

SET NAME

Enter your name for the point standings.

LOAD AND SAVE

Save or Load a game to/from your Memory Card. You can also enter in a Password here (or view a current Password) after you unlock a vehicle or track.

CLEAR RECORDS

Erase all track records and Championship history.

CONTROLLER CONFIG.

Select one of six configurations for your game controller.

→ To set your transmission to **AUTOMATIC** or **MANUAL**, press **■**.

→ To turn your **DUALSHOCK** controller vibration **ON/OFF**, press **LI**.

TIPS AND HINTS

Get an edge on the competition with some game tips and hints.

SAVING AND LOADING

In *NASCAR Rumble*, it is possible to Save and Load game data using in-game Passwords or a Memory Card. When you unlock any feature, you will be given an updated Password.

NOTE: *NASCAR Rumble* only supports Memory Card Slot 1.

To Load unlocked features using a Password:

→ In the Enter Password screen, enter the Password of your choice and select "End" (only valid Passwords are recognized). The unlocked features assigned to that Password are loaded.

To Save current game settings, unlocked features, and records to a Memory Card:

1. Access the Load and Save (Memory Card) option in the Game Options screen.
2. Highlight "Save" and press **✕**. The current game data is saved to your Memory Card.

NOTE: Never insert or remove a Memory Card when loading or saving files.

To Load saved game settings, unlocked features, and records from a Memory Card:

1. Access the Load and Save (Memory Card) option in the Game Options screen.
2. Highlight "Load" and press **✕**. The saved game data is loaded from your Memory Card.
 - ◆ When you break a record, win a Championship trophy, or unlock any feature, you are given the opportunity to Save the updated game data to a Memory Card.

NOTE: If a saved game is found in Memory Card Slot 1, it loads when you turn on *NASCAR Rumble*.