



PlayStation

# Poy Poy™



KONAMI®

PAL



PlayStation™

# Poy Poy™

## The wild and wacky Party Game in a 3D world!!!



PS and "PlayStation" are trademarks of Sony Computer Entertainment Inc.

© 1997 Konami Co. Ltd. All Rights Reserved.

FOR HOME USE ONLY. Unauthorised copying, adaptation, rental, lending, re-sale, arcade use, charging for use, broadcast, cable transmission, public performance, distribution or extraction of this product or any trademark or copyright work that forms part of this product are prohibited. Published by Konami Co. Ltd. Developed by Konami Computer Entertainment Tokyo.

COMPACT  
disc



For Ages - Pour Ages - Para Años - Für Jahre - For Ann

3-10 ✓

11-14 ✓

15-17 ✓

18+ ✓



COPYRIGHT © 1994 EUROPEAN LEISURE SOFTWARE PUBLISHERS ASSOCIATION. ALL RIGHTS RESERVED

### ATTENTION

Chez certaines personnes, l'utilisation de ce jeu nécessite des précautions d'emploi particulières qui sont détaillées dans la notice jointe

- Throw Bombs, Rocks and even your opponents to achieve victory.
- Run, Jump and Duck to avoid flying obstacles.
- Six 3D worlds and incredible Polygon graphics make this a visual feast.



1 or 2 Players  
Memory Card 1 block  
Multi Tap Compatible 1-4 Players

This software is only compatible with hardware displaying "PAL" and

PAL



4 988602 026849

# Poy Poy™



PAL



COMPACT  
disc

© 1998 Konami Co. Ltd. FOR HOME USE ONLY. Unauthorised copying, adaptation, rental, lending, re-sale, arcade use, charging for use, broadcast, cable transmission, public performance, distribution or extraction of this product or any trademark or copyright work that forms part of this product are prohibited. Published by Konami Co. Ltd. Developed by Konami Computer Entertainment Tokyo. Made in Austria.

PS and "PlayStation" are trademarks of Sony Computer Entertainment Inc.



# Contents


<i>Introduction</i> .....	3
<i>Controls</i> .....	5
<i>Multiplay</i> .....	7
<i>Game Start</i> .....	8
<i>Mode Select</i> .....	8
<i>Game Screen</i> .....	11
<i>Points</i> .....	12
<i>Glove Shop</i> .....	13
<i>Game Over</i> .....	14
<i>Save</i> .....	14
<i>Load</i> .....	15
<i>Obstacles and Items</i> .....	16
<i>Characters</i> .....	17
<i>Stages</i> .....	22
<i>Secrets</i> .....	25
<i>Credits</i> .....	26

## INTRODUCTION

### **Welcome to the Poy! Poy!™ Cup Championships!**

*Come right on down and take a seat  
for the greatest spectacle in the land.  
It's Poy Poy™, the challenging game of  
strength, cunning, speed and dexterity.*

*Contestants from all  
over the land will  
be competing for  
big cash prizes  
and the honour of  
becoming the Poy  
Poy™ Cup  
Champion.*







*I would like to introduce you to this party game. The rules are easy; players can pick up any items from the stage and they can win points by throwing items at other players. Each player can use the "Psyche glove" which will give him or her great powers and techniques.*

*The POY! POY! Champion will receive a huge cash prize donated by a sponsor! Do your best!*

# CONTROLS

Basic control; press the **X** button to pick up an item and press it again to throw the item

**L2 button**  
– no function

**L1 button**  
– no function



**Directional button:**  
moves your player

**Select button:**  
Switches camera views


**R1, and  $\Delta$  button:**  
Lethal Throw

**O button:** Suplex – throw  
an item backward

**X button:** Picks up an  
item/throws an item forward

**□ button:** Throw an item  
hard and forward

**Start button:** Pause the  
game



**Defensive controls** (when you're empty-handed):

□ △ ○ buttons: Jump

⊗ button: Squat down (to reduce damage from bomb blasts)

## BASIC MOVES

### *Offence (when you have an object)*

#### **The Basic Throw**

When you are in front of an object, press the ⊗ button. Your character will pick it up. Weaker characters take more time to pick up larger objects. Press and release the ⊗ button again to throw the object forward. The longer you hold down the ⊗ button, the further you'll throw.

#### **Forward Slam**

A variation of the regular throw. Pick up an object and press the □ button to throw the object down with force. It doesn't go far but it's powerful.

#### **Suplex (Back Throw)**

After picking up an object, press the ○ button to toss the object over your head and behind your back. Great move if you're being followed!

#### **Lethal Throw**

Again, pick up an object. Then press the △ button or the R1 button to execute a special throw – depending on the gloves you selected at the start.

### *Defence (when you're empty-handed)*

#### **Crouch**

Press the ⊗ button to duck and cover your head – it'll protect you from bomb blasts! Press the △, ○, □ buttons to jump, or to make you perform a special manoeuvre to get out of the way.



# MULTIPLAY

Up to 4 people can play this game at the same time by connecting a Multi Tap (sold separately). Four Controllers can be connected to one Multi Tap.

## EQUIPMENT NEEDED:

**Two players:**

Two Controllers

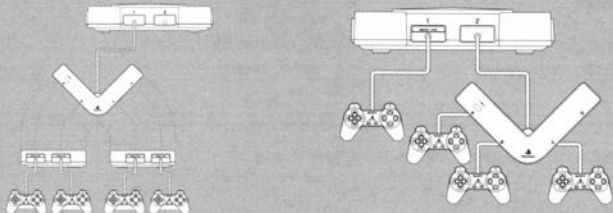
**Three to four players:**

One Controller for each player and one Multi Tap  
(The PlayStation will recognise a Multi Tap in Controller port 1 rather than Controller port 2.)

### Set-up

Connect to controller-port 1

Connect to controller-port 2



### Connection specifications:

When connecting Controllers to a Multi Tap, always connect a Controller to Controller port 1-A of the Multi Tap first, followed by Controller port 1-B, 1-C

# GAME START

When the game begins, you will see the Title screen. Press the Start button to go to the Mode Select Screen. You can select one of three modes by pressing the Directional button, then press the **X** button to confirm your selection.



# MODE SELECT

Introducing 3 modes:

## Exhibition

This is the game for one to four players. Players can fight each other in any of the different stages. It's a competition to see who will be the highest scorer. However, there are no prizes in this mode even if you win!



### Player Set Up

With this option you can select the number of players (human or computer-controlled players) that will play the game.



### Member Entry

Choose the characters that each player will control during the game.



### Glove Set Up

If you have already loaded data, you can choose gloves from your selection.



### Stage Select

You can choose one stage from a choice of seven (including the practice stage) and begin the adventure!

## POY POY CUP

This is a single-player game. There are 6 stages and you have to complete 3 rounds in each stage in order to pass to the following stage. The player who ranked last in Junior Cup will be disqualified from the game at the end of each stage. In Senior and Master Cup, the two last-ranked players will be disqualified. If you are disqualified you cannot advance to the next stage. The champion of this tournament is the one who ranks first in the final stage.

\* Unless you achieve first place, it will be "Game Over" for you!

### CHARACTER SELECT



**Character select**  
You can choose to play with one character from a choice of eight



**Shop**  
In the shop, you can buy any gloves so long as you have the correct amount of money to pay for them. It is also possible to save your progress in the shop




**Championship Demo**  
Before the game begins, the presenter will introduce the players and you will have a chance to see the prize which the champion will win

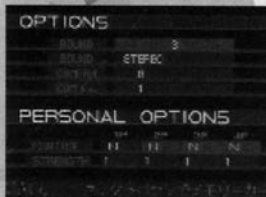


**Glove Set Up**  
If you have loaded a previously saved game in which a glove was obtained, you can select that glove now

## OPTIONS

- 1 ROUND**  
Set the number of rounds in one match from 1 to 5. (This option is available in Exhibition mode only.)
- 2 SOUND**  
Set to STEREO or MONAURAL, depending on your system.
- 3 CAMERA**  
Set the camera angle to camera A, B or C.
- 4 COM LV**  
Set the level for the CPU players to 1 (weak), 2 (normal) or 3 (strong).
- 5 STRENGTH**  
Set the player-controlled character's strength to 1, 2 or 3.

**Note:** You can adjust the screen position by pausing a game and pressing the  button, use the Directional buttons to move the screen to your preferred position.



# GAME SCREEN

Countdown

Player 3

Player 2

Player 1

Player 4



**Power Gauge**

When this disappears,  
the game is over

**Psyche Power Gauge**

When this is green and you  
have a psyche glove, you  
can carry out a lethal throw

# POINTS

Each round has a two-minute time limit. The round ends when time runs out or when only one player remains conscious.


At the end of each round, scores are awarded based on:



- 1 Technical Bonus**  
Awarded for hitting an opponent directly with an object.
- 2 LUCK BONUS**  
Awarded for capturing the Gold bonus hearts.
- 3 ROUND BONUS**  
Determined by how soon the player was retired from the competition and the amount of health remaining at the end of the round.



# GLOVE SHOP



You can use the prize money which you have earned to buy new gloves or to remodel your old ones. 70 types of glove can be found in the glove shop throughout the game and you can buy others (mystery ones) on the black market...

## Let's Play!

You can play the game using someone else's data. It's easy – just insert a Memory card (sold separately) into Memory card slot 1. Give it a try!

Note: It is advised that you do not insert or remove peripherals or Memory cards once the power has been turned on.

Make sure there are enough free blocks on your Memory card before commencing play.

# GAME OVER

## EXHIBITION MODE

The game is over when the rounds are completed. Your final score and rank will be tallied.

## POY POY CUP MODE

The game is over when your character fails to finish in first place. You have the option to use up to three "Continues" if you'd like to keep trying. If you don't continue, you will return to the Lobby where you can cash in your winnings on new gloves, or quit and try again as a different character.



# SAVE

You can save the data (Psyche Gloves Owned and Prize Money earned) from your Poy Poy™ Cup quest on a Memory card. Stand in front of the Memory Card Access terminal (by the Glove Shop) and select "Save".

# LOAD


## Loading a Saved Game from Exhibition Mode:

- Insert the Memory card into the Memory card slot relative to the Controller port the player is using.
- Players wishing to load their saved data can press the Select button at the Player Set Up screen to highlight Memory Card on the screen. Press Select again to turn the highlight off.
- Select OK and press the X button to begin loading.

## Loading a Saved Game from Poy Poy™ Cup Mode:

- Insert the Memory card into the Memory card slot 1 (1-A on Multi tap).
- Press the Select button at the Character Select screen


# OBSTACLES AND ITEMS



**Rocks and logs:**  
Large and small,  
with  
corresponding  
damage.



**Missiles:**  
Larger missiles  
have a wider  
range. Exploding  
missiles can  
trigger chain  
reactions, causing  
others to explode.



**Wooden box:**  
If you break this  
by throwing it,  
special items such  
as hearts, time  
bombs and  
power-ups will  
appear.



**Supplier robot:**  
Replenishes the  
supply of missiles  
and items that  
are used up.



**Red ball:**  
Speed burst power up



**Blue ball:**  
Temporary unstable condition



**Flashing ball:**  
Restores Psyche Glove to full  
power



**Black ball:**  
Time bomb – stand clear, it's going  
to explode!!



**Red heart:**  
Recover some health points.



**Golden heart:**  
Earn a luck bonus (you get 2 luck  
bonus points with every golden heart)

## Bonus

If you become Master Cup Champion (though you have to meet some special conditions to do so), you can fight the POY! POY! King. It's a chance to get THE VERY SPECIAL GLOVE!.

# CHARACTERS

At  
Channel POY! POY!,  
we call the players  
"Poy Poyers". I'd now like  
to introduce you to each  
character.





## HARRY

*Name:* Hideki Joe : *Blood Type:* O  
*Nationality:* Japanese : *Favourite Thing:*  
*Height:* 157 cm : Almond Curry  
*Weight:* 58 kg : *Hobby:* Football  
*Age:* 15 : *Occupation:* Student

Hideki is a junior high school student who has ambitions to become one of the superheroes of the century. He was Japanese Junior Poy Poy Champion three years running.

## BUBBA

*Name:* Konpei Hayashi : *Favourite Thing:* TV  
*Nationality:* Japanese : Game shows  
*Height:* 162 cm : *Hobby:* Making plastic  
*Weight:* 85 kg : models  
*Age:* 15 : *Occupation:* Student  
*Blood Type:* B

He is a classmate and rival of Hideki. His dream is to build a museum of plastic models!!







## JOEY

*Name:* Shouta

*Miigami*

*Nationality:* Japanese

*Height:* 120 cm

*Weight:* 42 kg

*Age:* 14

*Blood Type:* A

*Favourite Thing:*

Comic books

*Hobby:* Baseball

*Occupation:* Student

He came to prominence in Junior Poy Poy taking second place to Hideki. Joey is a mysterious character who has great psychic powers.

## MIA

*Name:* Mia Ueno

*Nationality:* Japanese

*Height:* 155 cm

*Weight:* 48 kg

*Age:* 16

*Blood Type:* A

*Favourite Thing:* rice

with white radish

*Hobby:* Growing

vegetables

*Occupation:* Student

Mia has not taken part in Japanese Junior Poy Poy for four years. She began to participate again in POY! POY! because she wanted to win the Championship Prize and be able to build a house for her family.





## MIKE

*Name:* Mike Hanagata : *Favourite Thing:*  
*Nationality:* USA : *Comic books*  
*Height:* 156 cm : *Hobby:* Watching  
*Weight:* 52 kg : *boxing matches*  
*Age:* 17 : *Occupation:*  
*Blood Type:* B : *Unemployed*

Mike began participating in POY! POY! Championships all over the world to try to track down a mysterious Poy Poyer. He currently holds the Canadian POY! POY! Championship title.

## CINDY

*Name:* Cindy : *Favourite Thing:*  
*Boomerang* : *Cakes*  
*Nationality:* Swiss : *Hobby:* Watching  
*Height:* 163 cm : *Talking to animals*  
*Weight:* 55 kg : *Occupation:*  
*Age:* 18 : *Professional Poy Poy*  
*Blood Type:* O

Cindy was a shepherdess in the heart of the Swiss mountains and was spotted one day by a Poy Poy scout. Cindy is a regular on Channel POY! POY!





## ARNOLD

*Name:* Arnold Sancho • *Blood Type:* A  
*Nationality:* Spanish • *Favourite Thing:* ice  
*Height:* 178 cm • cream  
*Weight:* 90 kg • *Hobby:* Pro-wrestling  
*Age:* 33 • *Occupation:* Poy Poy

A bit of a weirdo this guy! Arnold was a sickly child, but he loved pro-wrestling so much that he became a professional wrestler, winning the WWD Championship.

## KOOL

*Name:* Paul Stakker • *Blood Type:* AB (RH-)  
*Nationality:* USA • *Favourite Thing:* Milk  
*Height:* 185 cm • *Hobby:* Donating  
*Weight:* 65 kg • blood  
*Age:* 27 • *Occupation:* Musician

Kool was a great musician but he suddenly disappeared without a trace from public life. What a surprise though when he reappeared this year in POY! POY! Rumour has it that he got special powers in Tibet.



# STAGES

## FLATLAND

*Items:* rocks, wooden boxes, trees, logs, missiles

Logs roll over when thrown. It is possible to attack from behind a pile of logs.



## DESERT

*Items:* rocks, boxes, fossils, missiles

You can use fossils as a defence to hide behind. This is a windy stage so players can't move around easily.



## ICEBERG

*Items:* ice, wooden boxes, penguins, missiles

This stage is made from ice so it is slippery and difficult to move around on. There are penguins around the stage – they land regularly then slide about at high speed trying to attack the players.



## MOAILAND

*Items:* rocks, wooden boxes, boulders, stone statue, missiles

There are stone statues on the stage. If you throw things at them they may get angry, in which case they will attack you. Sometimes, though, they get angry for no apparent reason and will attack you.



## ROBOTS

*Items:* rocks, wooden boxes, robots, missiles

There is a robot in the middle of this stage – it is moving about and firing from a laser rifle (you can stop this if you throw a missile and hit the robot).




## **PARK**

*Items:* rocks, wooden boxes, dinosaurs, missiles  
The night stage is randomly lit. There is an innocent-looking dinosaur's egg in the centre of the stage which if broken or even touched, will be transformed into a dangerous dinosaur.



## **PRACTICE**

*Items:* rocks, wooden boxes, missiles  
There are no obstacles and no time limits here. The aim of this stage is for you to get as much practice as you need before tackling the real stages.





# SECRETS



# CREDITS

PRODUCER  
**YUTAKA HARUKI**

DIRECTOR  
**KENJI MIURA**

MAIN PROGRAM  
**KENJI MIURA**

GAME STORY AND ALL VISUAL DESIGN  
3D MODELLING/MOTION DESIGN  
**MASASHI UGAJIN**

SOUND PRODUCER  
BGM COMPOSE/SOUND EFFECT  
**TAKAYUKI FUJII**

VOICE RECORDING DIRECTION  
**NOBORU SAKAUE**

BGM MIX  
**NOBUHIKO MATSUFUJI**

SOUND PROGRAM  
**KAZUMARU YUI**

PACKAGE AND LOGOTYPE DESIGN  
**KAZUHIRO IWASAKI**

EUROPEAN PACKAGE DESIGN  
**DAVE COX**

EXECUTIVE PRODUCER  
**KAZUMI KITAUE**



Konami UK Ltd,  
Konami House,  
54A Cowley Mill Road,  
Uxbridge, Middlesex,  
UB8 2QE

Konami France,  
23, Rue Cambon,  
75001 Paris,  
France

Konami (Deutschland) GmbH,  
Bernner Strasse 103-105,  
60437 Frankfurt/Main,  
Germany

Konami Spain,  
Orense 34-9a  
28020 Madrid,  
Spain

Konami Benelux,  
Royal Dam Center,  
Dam 3-7,  
1012 JS Amsterdam

SLES-00785

 and "PlayStation" are trademarks of Sony Computer Entertainment Inc.

4988602026849/A