

WHAT'S INSIDE

<i>Controller Functions</i>	2
<i>Title Screen Menu</i>	4
<i>Options</i>	4
<i>World and Island Maps</i>	4
<i>The Game Screen</i>	5
<i>Saving Your Game</i>	6
<i>Loading a Saved Game</i>	6
<i>Punky's Extreme Gear</i>	7
<i>Bonus Games</i>	10
<i>Tips</i>	10
<i>Credits</i>	11

DIRECTIONAL UP — Forward

DIRECTIONAL DOWN — Duck

DIRECTIONAL LEFT — Go left

DIRECTIONAL RIGHT — Go right

X — Jump

● — Equip/remove gear

■ — Attack/spray

START — Paws (pause)

Soft Reset: During gameplay, press **START**, select quit, then select yes.



TITLE SCREEN MENU

To begin a new game, select Start.

To continue a saved game from a memory card, select Continue.

Choose Options to configure game settings.

OPTIONS

Select Options if you would like to reconfigure your controller settings, or to adjust the sound and music.


WORLD AND ISLAND MAPS

Complete a stage by locating BB's flagpole and attacking it!

To move to another stage, use the direction buttons as indicated by the flashing white hands. Press the **X** button to select a stage. A menu showing the name of the current stage will appear. Select "Let's go" to go to the stage.

At this point, you can also save your progress. Check out the section entitled, "Saving your game", for more information.

THE GAME SCREEN



SKUNK SPUNK

This tells you how many lives remain. On the screen in the upper left-hand corner.

GREEN ORBS

Everytime Punky takes a hit, he'll lose a green orb. If Punky loses all four orbs and takes one more hit, he loses one life.

GEAR

If you see a picture of Punky that means he's in normal (no gear equipped) mode. Otherwise, an icon showing the currently equipped item will be displayed.

STARS, STARS, STARS

You'll find them everywhere! Collect 100 of these and you'll get an extra skunk!

GAME OVER, MAN... GAME OVER!

Punky's adventure will end in one of two ways. The better ending is when Punky defeats Badler. The other is when you run out of lives.

SAVING YOUR GAME

You'll need a Memory card (sold seperately) to save your data. At the start of each new island or stage, you can save your progress. Make sure your Memory card is properly inserted into the PlayStation's Memory card slot 1. Select "Save" and follow the on-screen instructions.

LOADING A SAVED GAME

Make sure that the Memory card with your Punky Skunk data is properly inserted into the PlayStation's Memory card slot 1. At the title screen, select "Continue", then follow the on-screen commands.

PUNKY SKUNK'S EXTREME GEAR

Throughout some stages there will be gear icons. Punky's gonna need his badger-built gear to get through most of the stages. When his gear is equipped, Punky can't use his spray attack.


Punky can have only one item equipped at a time. If you have a Skysurfer and get the Inline Skates, from that point on Punky can only use his skates until another gear icon appears.

Make sure you want to change equipped items. Once Punky grabs a new item icon, he can't switch back. Punky can still equip and remove his gear. Just press the equip button.



Skysurfer

Punky's ultra-fast, but vulnerable when he's standing still on his Skysurfer. He doesn't have any way to attack, but at max speed he'll be invincible.





Paraglider

While in the air, press the jump button to open Punky's Paraglider chute. Attack by jumping on top of your enemy.

Inline Skates

The skates give Punky a speed advantage. Be careful, slowing down is tough. Press the down directional button and Punky will do a hockey stop. Attack enemies by jumping on them.







Diggers

They're pretty heavy so Punky won't be able to jump when he has them on. They'll take the fight out of any enemy. Find out how by pressing the attack button.

Pogo Stick

Attack enemies by jumping on them. Hold down the jump button for maximum airtime.



Jetpack

Punky's special weapon against Badler and his gang. He'll get it only towards the end of the game.

BONUS GAMES

In between some of the stages, Punky has to play bonus games. Make sure you follow Kelly's on-screen advice.

TIPS

Chews love to disguise themselves and they'll have a variety of attacks.

Green Orbs can be found in the strangest places. Attack an enemy and he just might leave one behind.

If things get too fast when Punky uses his skysurfer, unequip the board and run through the level.

Punky is invincible when equipping or removing his gear. Changing will also give Punky an extra split second of hang time, if you need it.

Be careful. Yellow platforms will rise, green platforms will always fall.

Look out for 1up icons. Get one and you'll be rewarded with an extra life.