

ROADSTERS™

Buckle up and brace yourself for the big time baby. This isn't just high speed racing on 10 different adrenaline pumping tracks with changing weather conditions and super responsive vehicle handling. It's street smarts. With Roadsters, the best driver, doesn't always win. Betting and trading cars are a major part of gameplay. Earning cash gives you the chance to upgrade your vehicle and change divisions. So pull down your top and put your foot to the floor. We're off!

- Bring home the big bucks by betting on the winner.
- 10 challenging tracks, all fully reversible and mirrored.
- Realistic, responsive handling in changing weather conditions.
- 4 Game Types: Roadster Trophy, Multi-Player, Quick Race and Time Trial.
- 30 different cars, with multiple engine configurations, and modifiable parts.
- Interactive pitstops.
- 8 drivers on the track at any time.
- Up to 2 players Championship.



www.titusgames.com

freegamemanuals.com



0 91493 05358 1

EVERYONE

For more information on this product's rating, call 1-800-771-3772 or visit the ESRB web site <http://www.esrb.org>.



NTSC U/C

PlayStation



SLUS-01024

ROADSTERS™

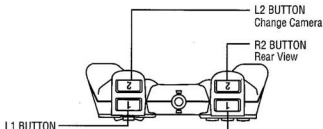
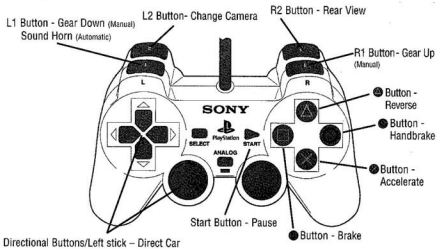


ROADSTERS™

CONTENTS

<i>Setup information</i>	2
<i>Controls</i>	3
<i>Getting Started</i>	4
<i>Game Options</i>	5
<i>Roadster Trophy</i>	6
<i>Select a Car</i>	7
<i>Race Entrants & Betting</i>	8

CONTROLS



GETTING STARTED

FRONT-END OPERATIONS

POWER ON Place the 'Roadsters' CD into your PlayStation® game console and press the POWER button; the game will then begin to load. Follow the on-screen instructions.

MEMORY CARD OPTIONS

Roadsters has an 'Auto-save' feature, which will automatically save your progress and lap data through the game as long as you have a MEMORY CARD inserted into MEMORY CARD slot 1. If you start the game without a valid MEMORY CARD inserted, the 'Auto Save' feature will be disabled and you will not be able to save your game data.



GAME OPTIONS

ROADSTER TROPHY

Take part in a Roadster Trophy championship race against 7 competitors, over 3 divisions. Place bets on your final position, buy and sell cars to improve your chances of winning. Upgrade your vehicle to aid your progression through the divisions. Your progression through this mode will allow for more race options to become available within the other games modes.

MULTI-PLAYER

Race a friend, head-to-head on a track that has been opened in the Trophy mode.

QUICK RACE

Compete against 7 computer cars in a single race on a track already visited in the Trophy mode.

TIME TRIAL


Learn the racing lines and optimize your braking distance to improve lap times. You can practice on tracks that have been made available in the Trophy mode.

Category Selection

Use Up or Down Directional Buttons on the controller to select the category. Press the X button to choose the option. You must have won a C category Championship to enter Category B and have enough funds. Likewise, you must have finished first in the B category to enter an A Championship. Again, you must have enough money.

Circuit Selection

After selecting your driver and the car of your dreams, the circuit select screen appears. Press Up/Down Directional Buttons on the controller to highlight the desired



ROADSTER TROPHY

You begin the championship with enough funds to enter Division '3' only. You must first choose a driver, a division and purchase a vehicle to race with. If you have already raced in a championship and have saved data on a MEMORY CARD, you will have the option to start a new trophy or continue the current one.

DRIVER SELECT:

Choose Driver

Press Left/Right Directional Buttons to view the available drivers. Press the X button to select the one you want.



Change Name

Highlight 'Change Name' by using Up/Down Directional Buttons on the controller. Press the X button to begin entering your name. Pushing Left or Right Directional Buttons on the controller will now change the selected letter. Press the X button to choose the letter.

NEW SEASON

Choose the Division you wish to race in. As a new driver, 3rd is the only division available. You will then enter another screen, Season Table, that shows you the different races, circuits and their directions for this particular season.



RACE INFORMATION

This screen gives you details about the track and the race you will participate in, such as the circuit, weather, and the forecast.

SELECT A CAR

SELECT CAR

Select the vehicle you wish to purchase using the Left/Right Directional Buttons on the controller. You have the choice of having the roof up or down by pressing the □ button. You can also change the color of the vehicle by pressing the ○ button. Pressing the X button will buy the car.



Enter Race

Enter the race. If you intend to make alterations to your vehicle, do so before selecting this option.

Sell Car

Sell your vehicle. You will return to the previous screen in order to purchase a new one.



Upgrade Car

This option allows you to buy parts for your vehicle, depending on the amount of money you have. Engine, turbo, exhaust, gearbox, suspension, and tires are available within this option.

Car Setup

Choose your tires, suspension, gear ratios and transmission type when available.

RACE ENTRANTS & BETTING

This screen allows you to see all the entrants to the race within which you are about to enter - the driver's names, their cars and their wins. You can choose from the three following options:

Enter Race

Start the race. If you intend to make alterations to your vehicle do so before selecting this option.

Bet on Race

As long as you have enough cash after purchasing a car, you can place a bet on your final position from 1st to 3rd. The table below shows the winning combinations:

- 1st - Only 1st Place wins
- 2nd - 1st & 2nd Place wins
- 3rd - 1st, 2nd & 3rd Place wins

Use the Up/Down Directional Buttons on the controller to select the required betting option and Left/Right Directional Buttons to change it. By choosing your final position, the odds will be shown on the screen.

Exit Championship

This option brings you back to the main menu - The GameTypes.

PITS

In either Roadster Trophy or Quick Race modes, you have the opportunity to use a pit stop to change your tires. By entering the pit lane, the computer will take control of your vehicle. A menu then appears allowing you to select the tire type you require by using the Up/Down Directional Buttons followed by the X button. Control is given back to you.

WEATHER

This option can be changed

