


SNS-EV-USA



ESPN Sports Center

INSTRUCTION BOOKLET



Sony Imagesoft, 2100 Colorado Avenue, Third Floor, Santa Monica CA, 90404

Printed in Japan



SUPER NINTENDO
ENTERTAINMENT SYSTEM

WARNING: PLEASE READ THE ENCLOSED CONSUMER INFORMATION AND PRECAUTIONS BOOKLET CAREFULLY BEFORE USING YOUR SUPER NINTENDO® HARDWARE SYSTEM OR GAME PAK.



ESP® Baseball Tonight™ is distributed by Sony Imagesoft, 2100 Colorado Avenue, Santa Monica, CA 90404. Sony is a registered trademark of Sony Corporation. Imagesoft is a trademark of Sony Electronics Publishing Company. ©1992 Sony Electronics Publishing Company. ESPN, SportsCenter and Baseball Tonight are trademarks of ESPN, Inc. All Rights Reserved. Licensed in conjunction with Mousis International, Inc. and International Computer Group, Inc.

© 1994 Little Orbits Enterprises Inc.

Audio Driver © 1992, 1993 Chip Level Designs.



LICENSED BY

NINTENDO, SUPER NINTENDO ENTERTAINMENT SYSTEM AND THE OFFICIAL SEALS ARE TRADEMARKS OF NINTENDO OF AMERICA, INC. © 1991 NINTENDO OF AMERICA, INC.



THIS OFFICIAL SEAL IS YOUR ASSURANCE THAT NINTENDO HAS APPROVED THE QUALITY OF THIS PRODUCT. ALWAYS LOOK FOR THIS SEAL WHEN BUYING GAMES AND ACCESSORIES FOR YOUR COMPLETE NINTENDO ENTERTAINMENT SYSTEM. ALL NINTENDO PRODUCTS ARE LICENSED BY SALE FOR USE ONLY WITH OTHER AUTHORIZED PRODUCTS AND ARE SUBJECT TO THE OFFICIAL NINTENDO SEAL OF QUALITY.

ESPN BASEBALL TONIGHT

Find your seats, ladies and gentlemen, and fasten your seat belts. We've got some great match-ups on tap this evening.

ESPN's Baseball Tonight is comin' at you.

Chris Berman here, with Dan Patrick on the commentary. And you? You're inside the stadium, on the field, in the game — right now. This is old-fashioned hardball with the big boys. Major league baseball — ESPN style!

In this a-mazing arcade-style version of our revered National Pastime, you can choose any one of 28 Major League clubs, then take 'em into fan-tastic diamond action around the circuit. Pick the hot hand and launch a few rockets in Hotlanta... Play your heart out in San Francisco... Make some enemies in the Friendly Confines of Chicago's North Side.

Whatever team you manage, and whatever you play, it's all up to you. ESPN's Baseball Tonight gives you the stats. Study them carefully before you make out your line-up. Then, as your mother said when you took piano, it's "Practice, practice, practice." Show off your best in exhibition. Pull out all the stops in pennant-chasing competition. Then try to make it through the playoffs to baseball's ultimate challenge—The World Series!

But now, let's go to the action.



CONTENTS

Introduction	1
Starting Up	3
Names of Controller Parts.....	4
Game Control Summary	5
Game Control Summary: Offense	5
Game Control Summary: Defense	6
Getting Started	9
League Select Screen	14
Selecting Your Team.....	14
In the Game	16
Making a Player Substitution	17
3 Division League.....	18
2 Division League.....	22
Team Rosters	26 to 53
Glossary of Terms.....	54
Official Merchandise	58
Limited Warranty	60
ESPN Video Offer	61

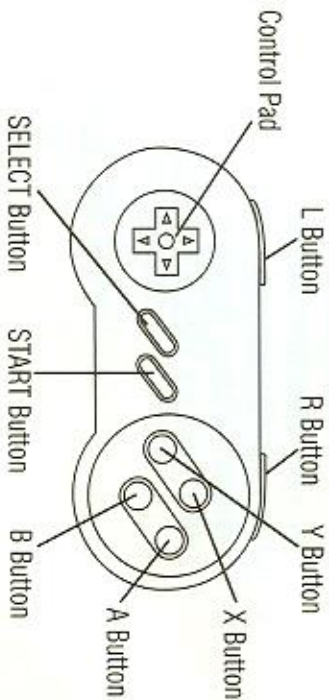


STARTING UP

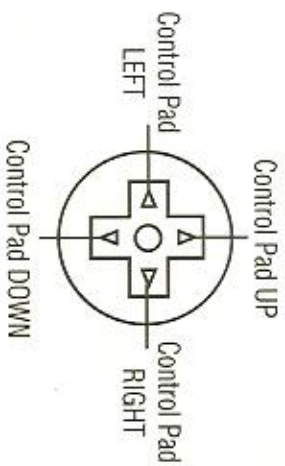
1. Turn off your Super Nintendo Entertainment System by sliding the POWER bar away from the Game Pak slot. Plug one game controller into your system for one-player action versus the Super Nintendo Entertainment System. Plug in a second controller for two-player competition.
 2. Insert the ESPN Baseball Tonight Game Pak, label facing front, in the system slot.
 3. Turn on the system by sliding the POWER bar toward the Game Pak slot. The Sony logo appears, followed by the ESPN Baseball Tonight graphics. As prompted on the screen, you may press the Start Button and go to the Main Options screen.
- Important:** Always make sure the power switch is turned OFF before inserting or removing a Game Pak.



NAMES OF CONTROLLER PARTS



This manual refers to the following directions:



GAME CONTROL SUMMARY

Now, let's look in at the essence of this great American game — the way it's on ESPN.

HOW TO START THE GAME

Press the Start Button to begin play. (The Start Button also enables you to bypass title screens and intro sequences).

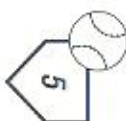
GAME CONTROL SUMMARY: OFFENSE

HITTING

TO SWING: Press the A Button. To swing high or low, press the Control Pad UP or DOWN while holding down the A Button.

TO BUNT: Press the B Button.

TO ADJUST BATTER'S POSITION: Press the Control Pad RIGHT or LEFT.



BASE RUNNING

TO STEAL A BASE: Hold down the Control Pad in the direction of the base you wish your runner to steal.

Then press the Y button. To lead off base, press the L Button. To get back on base, press the R Button.

TO RETURN TO A BASE: Hold down the X Button and press the Control Pad to the previous base that the runner was on.

TO SLIDE: Press the Y Button as the runner approaches the base.

GAME CONTROL SUMMARY: DEFENSE

PITCHING

REGULAR SPEED PITCH: Press the A Button. To throw the ball high or low, hold the Control Pad UP or DOWN.

FAST BALL: Press the A Button and the Control Pad DOWN at the same time.

CHANGE UP: Press the A Button and the Control Pad UP at the same time.

CURVE AND SCREWBALL: While pitching the ball, press the Control Pad LEFT, RIGHT, UP, or DOWN to control movement.



MOUND POSITION: Adjust your pitcher's position on the mound by pressing LEFT or RIGHT on the Control Pad.

STAMINA: Over the course of the game, pitchers will tire. They will pitch with a little less control, a little less speed on the ball. Watch out for pitcher fatigue and make sure you bring in your relief accordingly.

VIEWING LEAD-OFFS: To view the runners on the bases, press the L Button or the R Button for the Base Windows to appear. Press the R Button to view 1st base or the L Button to view

PICK-OFFS: To throw the ball to any base, hold down the A Button while holding down the Control Pad as follows:

First Base: Control Pad RIGHT.

Second Base: Control Pad UP.

Third Base: Control Pad LEFT.

Home: Control Pad DOWN.

To return the ball to the pitcher, press the A Button only.

NOTE: During the hitting and pitching modes, press the X Button to look at the line score, batter's statistics or the count (the number of strikes and balls).



FIELDING

Use the Control Pad to position a player on the "ball marker" (appears as a circular shadow to show where the ball is going to land) and the computer will make the catch for you. To throw the ball to any base, press the A Button and while holding down the Control Pad as follows:

First Base: Control Pad RIGHT.

Second Base: Control Pad UP.

Third Base: Control Pad LEFT.

Home: Control Pad DOWN.

To Dive for balls: Hold the Control Pad in the direction you wish your player to dive, then press the B button.

TO PAUSE GAME/CALL UP LINE-UP SCREEN

Press the Select Button before a pitch. The Start Button returns you to the action.



GETTING STARTED

Press the Start Button at the ESPN's Baseball Tonight Title Screen to get to the Game Selection Screen.

GAME SELECTION



On the Main Options screen, press the Control Pad UP and DOWN to highlight the play options listed, then press LEFT and RIGHT on the Control Pad to change the option. Then press the Start Button to make your selection.



The Main Options are as follows:

1-PLAYER GAME

Lets you play against the Super Nintendo Entertainment System in either Exhibition or Playoffs competition. You can also choose to play a 2-Player game by highlighting the "1-Player" option and pressing the Control Pad LEFT or RIGHT to select the "2-Player" option.

2-PLAYER GAME

Lets you play against another person in either Exhibition Season or Playoffs competition.

EXHIBITION PLAY

What a game! Not just baseball, I mean, but ESPN's *Baseball Tonight*.

Choose a club and go into your exhibition mode. These games are full-out but strictly *off* the record. So here's your chance to test your team's limits as well as the skills of your competition.



PLAYOFFS COMPETITION: Talk about a great match-up! This, folks, is it!

In 1-PLAYER mode, you choose a team to take into the playoffs for either the National League or the American League pennant. If you win the pennant, the Sega Genesis System determines the outcome of the other league's playoffs. You will then go up against that team in the World Series.

ESPN Baseball Tonight gives you the option to choose between playing a 2 Division League or a 3 Division League. You are able to make your choice at the Game Play Options Screen by scrolling down to "3 Division League" and toggling the D Pad left or right to make your selection. Then press the Star Button to confirm your selection.

Note: For 1 or 2 player Exhibition Play, game play is unaffected.



PRACTICE MODE: Trim your sails, or somebody may do it for you! Before you race for the pennant, you may want to get some batting practice.

Press the C Button to toggle between pitching and batting practice. Press the Start button to exit the practice mode.

HOME RUN DERBY: Here's your chance to really rip the cover off the ball! You get fifteen pitches to show your stuff with your favorite team.

One or two players can go up against the pitching machine. Do well, and you just might be labeled a major leaguer! Here's the controls:

A Button - Swing the bat

B Button - Bunt

C Button - Try the Home Run Derby again

Start Button - Exit back to the options screen



GAME PLAY OPTIONS

This brings up another menu of choices for setting up play as you want it.

Sound ON/OFF

Errors ON/OFF: Allows your fielder to make mistakes and mishandle catchable balls.

Assisted Fielding ON/OFF: Allows for the option of computer assistance in your fielding by automatically bringing the appropriate player nearer to the path of the hit.

Player 1 Home/Away: Allows you to choose a Home Game or Away Game.

3 Division League/2 Division League: Allows player to choose between a 2 Division League and 3 Division League.

Enter Password: During the playoffs mode, you will be given a password after each game. Record these passwords to save your progress and resume play at a later date.



ESPN BASEBALL TONIGHT

LEAGUE SELECT SCREEN *

Here it is: Time to pick between the National League and the American League. And of course you gotta pick your division as well.

To make a League selection (American League: East, Central and West; National League: East, Central and West) press the Control Pad LEFT or RIGHT to toggle through the various selections, and press the Start Button to enter that selection. You'll go straight to the Team Select Screen.

**NOTE: Major League Baseball has implemented a new divisional and playoffs structure. We have incorporated the option of choosing between the traditional two divisional and current three divisional structure in the game.*

SELECTING YOUR TEAM



There are 28 teams in this game, and any one of 'em is yours for the managing. To make a team selection, press the Control Pad LEFT or RIGHT to toggle through the various selections, and press the Start Button to enter that selection.



ESPN BASEBALL TONIGHT

ESPN SPORTS CENTER UPDATE



Press the Start Button following the Team Selection Screen, and we'll take you straight to the ESPN SportsCenter, where yours truly, Chris Berman will announce your game.

LINE UP SCREEN

Let me tell ya, ladies and gentlemen: It all starts here, with the line-ups.

The Line Up Screen appears when you choose your team. The Line Up Screen shows a roster of all the members of your team, arranged by position. Along with each player's name, you see his stats and his position in the batting order. You can scroll to your Bench and Bullpen rosters by pressing the Control Pad LEFT or RIGHT.

To bypass the Line Up, Bullpen, and Bench screens, and begin play, press the Start Button.



BENCH

This screen displays your reserve players.

BULLPEN

This displays your pitching staff—relievers and starters.

IN THE GAME

On the Main Game Screen, here's where you can get important information on your current game:



1. RADAR MAP: Indicates the current location of runners on the bases, fielders and the ball. A Radar Gun flashes on after each pitch to indicate miles per hour.

2. GAME STATUS: This display appears automatically when a run is scored.



INNINGS: Displays current inning of the game.

TEAM STATUS: Displays the team names and shows the current total of runs, hits and errors of each team.

MAKING A PLAYER SUBSTITUTION

You can substitute players from either the Bullpen or the Bench during gameplay.

To make a substitution in your line up, use the Control Pad UP and DOWN to highlight the player you wish to replace. That player's number and stats will then appear at the bottom of the screen. Next, use the Control Pad RIGHT or LEFT to move to either the Bullpen or Bench screen and highlight the player you wish to place in your line up. This player, will appear at the bottom of the screen along with the player you wish to remove from the lineup. Press the B Button and their positions will be reversed.



ESPN BASEBALL TONIGHT

3 DIVISION LEAGUE

AMERICAN LEAGUE

WEST	CENTRAL	EAST
 California Angels	 Chicago White Sox	 Baltimore Orioles
 Oakland Athletics	 Cleveland Indians	 Boston Red Sox
 Seattle Mariners	 Kansas City Royals	 Detroit Tigers
 Texas Rangers	 Milwaukee Brewers	 New York Yankees
	 Minnesota Twins	 Toronto Blue Jays

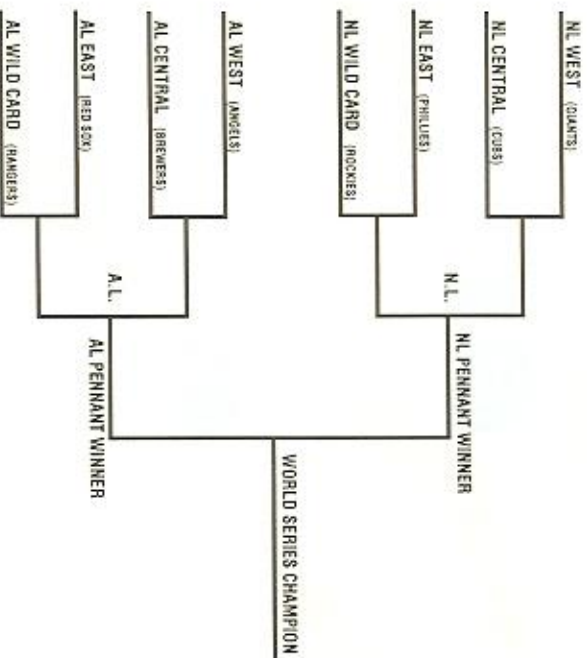
ESPN BASEBALL TONIGHT

NATIONAL LEAGUE

WEST	CENTRAL	EAST
 Colorado Rockies	 Chicago Cubs	 Atlanta Braves
 Los Angeles Dodgers	 Cincinnati Reds	 Florida Marlins
 San Diego Padres	 Houston Astros	 Montreal Expos
 San Francisco Giants	 Pittsburgh Pirates	 New York Mets
	 St. Louis Cardinals	 Philadelphia Phillies

3 DIVISION LEAGUE

* TEAMS IN PARENTHESES ARE EXAMPLES ONLY



Select "Enter Playoffs" after you have selected the 3 Division League. Once one player has selected their league and division, the other player is forced to choose another division within the same league.



The playoffs bracket should appear as follows:















Eight teams are represented; four from the National League and four from the American League. These four slots correspond to the East, West and Central Divisions as well as the Wild Card (the team from the remaining non-division champions that has the best record in the league).

Player #1's selected team will appear in top position of the upper bracket. The second slot in that branch will be filled by Player #2 (if any) or by the computer. The remaining slots in the brackets will be rounded out by teams from the appropriate divisions and leagues, including the wild card slots. The computer-selected teams can be changed by the player to any other team within that same league and division (a player may not, for example, replace a team from the National League Central with one from the National League East, unless that slot is filled by a wild card).

















ESPN BASEBALL TONIGHT

2 DIVISION LEAGUE

WEST	AMERICAN LEAGUE	EAST	
	Baltimore Orioles		California Angels
	Boston Red Sox		Chicago White Sox
	Cleveland Indians		Kansas City Royals
	Detroit Tigers		Minnesota Twins
	Milwaukee Brewers		Oakland Athletics
	New York Yankees		Seattle Mariners
	Toronto Blue Jays		Texas Rangers

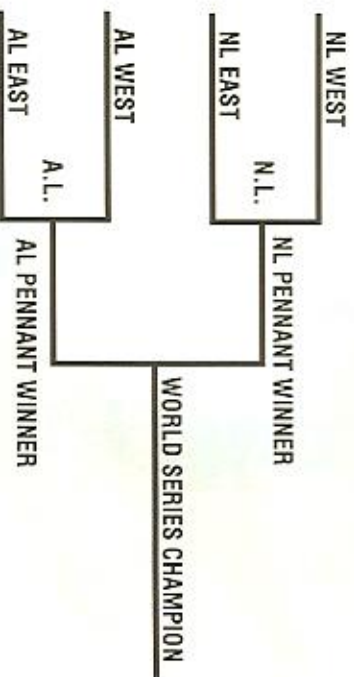
22

ESPN BASEBALL TONIGHT

WEST	NATIONAL LEAGUE	EAST	
	Chicago Cubs		Atlanta Braves
	Florida Marlins		Cincinnati Reds
	Montreal Expos		Colorado Rockies
	New York Mets		Houston Astros
	Philadelphia Phillies		Los Angeles Dodgers
	Pittsburgh Pirates		San Diego Padres
	St. Louis Cardinals		San Francisco Giants

23

2 DIVISION LEAGUE



Select "Enter Playoffs" after you have selected the 2 Division League. Once one player has selected their league and division, the other player is forced to choose another division within the same league.



The playoffs bracket should appear as follows: Four teams are represented. Two from the National League on the top half of the bracket and two from the American League on the bottom half of the bracket.

East plays West in both leagues — Player #1 vs. computer or Player #1 vs. Player #2. The computer determines the outcome of the other portion of the bracket, and the outcome of these two matches in a 7-game series (Player match and computer match) determines the pennant winners. These two teams then meet in a 7-game series (The World Series) to determine the world champion.





SAN DIEGO PADRES

Player	Position	Speed	Arm	Error	Catching	Batting	Slugging	Stamina	Control	AVG.	Throws	Bats	HR	AI Bats	Hits	Runs	RBI	2B	3B	SB
#7	SS	7	8	6	8	7	5	10	6	251	R	R	5	438	110	76	26	10	5	4
#12	2B	6	7	4	8	5	4	6	7	262	R	L	1	404	106	53	24	21	7	2
#19	RF	6	8	6	5	10	8	6	9	358	R	L	7	489	175	70	59	41	3	14
#24	LF	5	6	6	7	6	8	5	8	240	R	L	34	462	111	67	100	20	1	4
#4	CF	7	9	3	6	7	7	8	9	262	R	R	21	542	142	73	72	19	1	26
#23	1B	3	3	3	5	5	7	5	7	211	L	L	3	142	30	30	20	2	0	0
#26	3B	5	6	6	5	5	6	7	4	243	L	L	12	296	72	30	48	11	2	2
#25	C	4	4	4	5	5	4	4	1	221	L	L	0	181	40	13	4	1	0	0
#10	P	5	8	7	6	3	3	9	7	178	R	R	0	0	0	0	0	0	0	0
#14	C	6	9	5	7	6	6	6	9	000	R	L	0	0	0	0	0	0	0	0
#30	OF	6	6	7	8	6	4	5	7	313	R	R	9	240	75	33	34	17	2	2
#21	LF	6	5	4	8	4	5	4	5	260	L	L	5	177	46	19	18	9	1	2
#11	C	5	7	4	8	4	6	3	10	256	R	R	5	160	41	18	12	8	1	2
#18	SS	5	5	5	7	7	4	3	4	235	R	R	4	230	54	25	22	9	1	12
#20	2B	3	4	5	6	6	8	7	4	250	R	R	7	200	50	26	11	2	2	2

LOS ANGELES DODGERS

Player	Position	Speed	Arm	Error	Catching	Batting	Slugging	Stamina	Control	AVG.	Throws	Bats	HR	AI Bats	Hits	Runs	RBI	2B	3B	SB
#22	CF	8	5	6	4	9	4	10	9	298	L	L	1	607	181	80	42	21	10	39
#30	SS	7	8	4	7	6	5	9	7	269	R	L	1	590	159	77	61	21	6	30
#31	C	5	7	4	5	5	8	5	7	318	R	R	35	547	174	81	112	24	2	3
#44	LF	7	7	4	6	9	8	8	7	140	L	L	5	100	14	12	2	0	0	0
#23	1B	5	6	2	9	3	3	3	10	247	R	R	23	619	153	74	80	27	2	0
#21	3B	7	9	5	5	7	8	6	9	500	R	R	0	18	9	3	1	0	0	0
#28	RF	6	8	6	5	5	5	7	4	266	R	R	11	516	137	61	33	1	4	4
#9	P	9	8	2	9	4	4	3	5	276	R	R	2	445	123	48	20	2	1	1
#49	2B	0	4	2	5	6	1	5	7	178	R	R	0	60	8	1	2	0	0	0
#47	RF	7	7	4	6	5	8	5	7	294	L	L	0	17	5	6	1	0	0	1
#20	OF	3	7	7	8	4	4	5	5	244	L	L	2	172	42	26	14	6	2	4
#27	3B	6	5	4	8	4	4	4	4	256	R	R	2	23	23	13	10	4	0	2
#41	C	6	6	6	9	5	6	7	6	253	R	R	2	99	25	6	7	5	0	0
#5	C	5	5	5	4	4	6	6	4	362	R	R	4	105	38	13	30	3	0	3
#29	1B	5	5	5	7	5	6	6	5	160	R	L	2	160	38	20	30	6	1	0
#28	2B	6	6	5	7	4	4	5	4	238	R	R	4	160	38	20	11	6	1	1





HOUSTON ASTROS

Player	Position	Speed	Arm	Error	Catching	Batting	Slugging	Stamina	Control	AVG	Throws	Bats	HR	At Bats	Hits	Runs	RBI	2B	3B	SB
#7	2B	8	5	6	4	6	6	10	6	287	R	R	21	610	175	98	66	41	5	15
#12	CF	6	7	4	8	8	8	4	5	286	L	L	8	545	145	69	44	15	12	18
#5	1B	7	6	6	6	9	8	7	9	320	R	R	20	535	171	76	88	37	4	13
#24	RF	7	7	4	6	7	7	6	7	248	R	L	15	487	121	70	66	19	4	3
#25	LF	6	9	4	5	7	7	9	7	300	R	L	15	540	162	82	70	34	3	20
#11	3B	7	9	6	7	7	7	5	7	282	R	L	13	543	142	75	75	31	0	8
#9	C	5	9	2	9	6	7	3	10	244	R	R	11	258	63	24	32	11	0	0
#17	SS	6	7	2	7	6	5	6	5	283	R	R	11	505	143	69	56	23	4	7
#15	P	6	9	5	5	3	4	7	7	178	R	R	0	71	6	2	3	0	0	0
#30	CF	4	8	6	7	5	4	5	7	333	R	L	0	45	15	11	4	3	0	1
#3	SS	7	8	7	8	6	4	5	7	257	R	L	2	179	46	18	22	14	2	2
#16	LF	6	9	6	5	7	8	6	9	257	R	R	8	777	72	26	42	11	1	1
#6	C	4	7	6	9	6	4	8	8	250	R	L	9	288	29	18	7	0	0	2
#1	2B	7	5	5	7	6	4	6	4	240	R	L	1	121	29	18	7	7	0	7
#20	LF	5	6	4	7	6	5	9	7	284	R	L	3	229	83	31	37	17	0	7
PITCHER																				
#57	SP	3	7	8	7	8	8	3	5	8	R	R	3.51	70	46	18	15	8	26	
#46	HP	4	7	7	7	6	6	4	4	4	L	L	3.12	121	57	51	1	1	9	
#27	SP	5	6	6	5	7	7	2	2	2.98	L	R	2.98	120	48	49	18	16	1	
#31	RP	4	6	6	3	6	6	2	1	2.61	L	L	2.61	110	56	64	20	4	5	
#29	RP	4	6	6	2	9	7	4	1	3.20	R	R	3.20	320	102	44	35	17	1	
#51	SP	5	6	6	1	7	7	3	4	2.77	R	R	2.77	496	136	90	83	16	4	27
#21	SP	6	6	6	2	7	7	2	1	4.16	R	R	4.16	259	143	86	82	2	6	6
#53	RP	4	7	7	2	8	8	2	1	4.80	R	R	4.80	482	115	75	75	0	0	0
#23	RP	4	5	5	4	7	7	1	1	4.34	L	L	4.34	82	22	5	8	4	0	0

CINCINNATI REDS

Player	Position	Speed	Arm	Error	Catching	Batting	Slugging	Stamina	Control	AVG	Throws	Bats	HR	At Bats	Hits	Runs	RBI	2B	3B	SB
#10	2B	9	5	6	4	7	5	10	6	240	R	L	1	292	70	46	18	13	0	26
#11	SS	8	8	4	7	9	6	9	7	315	R	L	8	384	121	57	51	20	3	14
#23	1B	5	6	6	6	7	7	7	9	317	L	L	7	379	120	48	49	18	0	2
#7	LF	5	6	4	6	10	9	8	7	341	L	R	19	323	110	56	64	20	3	1
#36	CF	8	8	6	6	7	7	5	9	319	R	R	9	320	102	44	35	17	3	21
#16	RF	7	6	6	7	7	7	8	9	274	R	R	20	496	136	90	83	16	4	27
#17	3B	7	8	5	7	6	4	6	5	552	R	R	21	552	143	86	82	2	6	6
#9	C	4	8	2	9	6	7	3	10	239	R	R	14	482	115	75	75	0	0	0
#27	P	3	7	8	8	3	5	9	7	178	R	R	0	82	22	5	8	4	0	0
#20	3B	6	6	6	5	5	5	5	5	236	R	L	3	381	90	40	22	15	4	4
#8	SS	7	7	7	8	4	4	4	4	234	R	L	4	261	61	31	26	10	4	9
#51	RF	6	6	4	8	6	6	4	5	186	R	L	1	59	11	10	2	0	0	3
#33	C	4	4	6	9	5	8	7	8	254	R	R	2	63	16	7	7	3	0	0
#22	CF	8	8	7	5	4	6	7	8	277	L	L	2	141	39	22	12	8	3	5
#18	2B	5	4	7	5	5	8	7	8	224	L	L	3	98	22	13	12	5	0	0
PITCHER																				
#59	RP	5	8	7	7	6	6	3	5	4	R	R	5.60	90	40	22	7	7	10	10
#44	SP	3	8	8	5	8	6	2	2	6	R	R	5.63	121	57	51	2	2	5	5
#32	SP	4	6	6	3	6	6	2	2	4.74	L	L	4.74	474	145	69	44	15	12	18
#52	RP	3	8	8	5	5	5	4	4	5.54	L	L	5.54	535	171	76	88	37	4	13
#54	RP	3	6	8	2	9	7	4	1	1.75	R	R	1.75	320	102	44	35	17	3	21
#39	RP	5	6	6	1	7	7	4	4	5.05	R	R	5.05	496	136	90	83	16	4	27
#43	RP	3	6	5	2	7	8	2	2	3.74	R	R	3.74	259	143	86	82	2	6	6
#40	SP	3	8	8	6	8	6	2	2	5.26	R	R	5.26	482	115	75	75	0	0	0
#57	SP	2	9	9	3	5	5	1	1	5.62	L	L	5.62	82	22	5	8	4	0	0

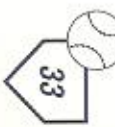


COLORADO ROCKIES

Player	Position	Speed	Arm	Error	Catching	Batting	Slugging	Stamina	Control	AVG	Throws	Bats	HR	AI Bats	Hits	Runs	RBI	2B	3B	SB	
#21	CF	9	5	0	4	6	5	10	6	256	R	R	3	489	131	82	42	16	8	42	
#7	C	8	6	4	7	7	5	9	7	290	R	R	3	310	90	35	31	14	5	5	
#14	1B	5	8	6	6	8	7	7	9	310	R	R	22	470	174	71	98	35	4	2	
#10	RF	5	9	4	6	7	8	8	7	313	R	R	21	539	167	93	89	45	2	11	
#13	3B	6	8	6	5	6	8	6	9	305	R	R	25	573	175	89	98	45	5	12	
#24	LF	7	6	6	7	6	0	5	7	283	R	R	13	477	135	65	67	26	6	9	
#12	SS	5	9	5	9	5	4	6	5	266	R	R	3	213	61	20	26	10	3	3	
#8	2B	5	7	2	9	6	4	3	10	231	R	L	5	229	53	31	20	13	5	4	
#42	P	3	7	6	8	3	5	6	8	178	R	R	0	63	8	4	4	0	0	0	
#22	C	6	6	6	5	5	5	5	4	182	R	R	0	11	2	2	1	0	0	0	
#5	LF	8	4	7	8	6	4	5	7	256	L	L	0	348	89	50	24	9	4	30	
#6	RF	6	6	4	8	4	6	4	5	261	L	L	14	291	76	46	40	14	1	1	
#33	CF	7	7	6	9	6	6	7	8	273	R	R	6	209	57	29	31	11	4	9	
#16	C	7	5	5	7	7	3	6	4	218	R	R	4	216	60	26	32	9	1	7	
#9	SS	5	7	7	5	5	8	7	2	255	R	R	9	337	86	36	30	9	1	2	
Pitcher	Position	Speed	Arm	Error	Catching	Batting	Slugging	Stamina	Control	ERA	Throws	Bats	Wins	Losses							
#46	SP	5	5	0	7	6	6	3	3	5.07	R	R	5	6	10						
#18	SP	5	7	7	5	8	8	5	4	3.87	L	L	6	5	5						
#19	SP	4	4	6	3	5	6	2	4	4.75	R	R	6	6	10						
#17	SP	6	6	9	5	5	5	3	4	5.17	R	R	5	9	9						
#54	SP	7	7	8	2	9	7	4	1	6.84	L	L	3	3	1						
#39	RP	5	5	6	1	7	7	2	4	4.59	R	R	9	9	5						
#40	RP	6	6	7	2	8	8	3	3	4.05	R	R	3	3	3						
#53	SP	5	5	9	6	7	7	2	3	5.05	R	R	5	5	3						
#27	SP	5	5	8	3	7	5	4	1	4.59	R	R	11	11	17						

PITTSBURGH PIRATES

Player	Position	Speed	Arm	Error	Catching	Batting	Slugging	Stamina	Control	AVG	Throws	Bats	HR	AI Bats	Hits	Runs	RBI	2B	3B	SB	
#13	2B	8	7	6	4	6	6	10	6	269	R	R	12	546	147	77	47	24	5	19	
#3	SS	7	8	4	7	8	6	9	7	310	R	R	9	604	167	102	51	32	4	16	
#18	CF	8	8	6	8	8	7	7	9	323	R	L	8	323	100	42	50	13	4	11	
#6	1B	7	7	6	6	9	7	8	7	313	R	L	8	447	140	68	70	26	4	3	
#7	3B	6	6	6	5	7	8	6	9	295	R	R	9	611	180	82	82	35	3	8	
#5	LF	7	6	6	7	6	6	5	7	277	L	L	11	277	75	43	47	11	2	2	
#11	C	5	7	2	9	6	7	5	10	300	R	R	10	377	113	34	64	19	2	16	
#28	RF	7	7	8	8	8	4	7	7	281	L	L	18	480	135	85	54	8	8	19	
#26	P	5	5	5	8	5	4	5	6	178	L	L	0	71	11	4	5	2	0	0	
#23	LF	4	4	6	5	5	6	5	4	221	R	R	2	181	40	21	18	10	1	0	
#36	1B	8	8	9	8	6	4	6	5	236	R	R	6	449	106	38	47	23	3	2	
#59	RF	6	9	7	7	5	6	4	5	288	R	R	1	42	12	4	5	0	1	0	
#14	C	4	4	4	9	6	6	7	8	198	R	R	2	179	35	14	24	14	0	1	
#16	1B	4	4	5	7	8	8	6	4	253	L	L	2	179	49	18	22	14	1	0	
#12	3B	5	5	5	5	5	8	7	2	179	R	R	0	194	49	18	22	14	1	0	
Pitcher	Position	Speed	Arm	Error	Catching	Batting	Slugging	Stamina	Control	ERA	Throws	Bats	Wins	Losses							
#55	RP	4	4	8	8	2	2	2	2	4.10	R	R	8	1	6						
#50	RP	2	2	0	7	3	3	2	2	2.36	R	R	1	4	2						
#66	RP	4	4	0	5	5	5	4	4	4.86	R	R	4	1	1						
#32	RP	3	3	7	5	5	5	5	4	5.31	L	L	3	3	7						
#41	SP	4	4	6	2	4	4	3	4	4.55	L	L	4	4	4						
#29	SP	5	5	6	2	7	7	2	2	4.85	L	L	8	8	8						
#43	RP	4	4	7	2	2	2	2	3	4.27	R	R	2	2	2						
#64	SP	4	4	7	6	6	7	7	3	3.38	R	R	8	8	8						
#17	SP	2	2	6	3	1	1	1	1	5.68	R	R	13	13	14						



MONTREAL EXPLOS

Player	Position	Speed	Arm	Error	Catching	Baiting	Slugging	Shamina	Control	Slugging	Avg	Throws	Bats	HR	At Bats	Hits	Runs	RBI	2B	3B	SB
#4	2B	9	5	6	4	8	5	10	6	295	R	L	2	481	142	75	29	17	7	43	
#3	3B	7	7	6	5	6	5	5	4	287	R	R	3	491	141	64	45	27	2	22	
#9	CF	9	6	6	6	8	8	7	9	298	R	R	19	630	188	104	95	29	2	53	
#33	RF	8	9	4	6	7	8	8	7	265	R	L	22	490	130	85	86	24	5	29	
#18	LF	7	8	6	7	7	7	5	7	286	R	R	18	482	138	70	85	29	6	17	
#23	1B	7	6	7	8	6	4	7	7	233	L	L	5	215	50	34	30	0	4	6	
#24	C	4	7	6	9	5	5	6	8	255	R	R	9	396	101	33	60	20	1	0	
#12	SS	4	7	6	9	6	5	6	5	248	R	R	10	475	118	56	58	32	2	13	
#32	P	5	7	5	5	3	4	6	7	178	R	R	0	69	11	1	4	2	0	0	
#48	3B	8	8	4	7	7	6	9	7	210	R	L	1	81	17	10	4	5	1	1	
#15	1B	7	6	7	8	6	4	4	7	255	R	L	4	153	39	15	23	9	9	4	
#7	LF	9	7	4	8	5	5	5	5	288	R	R	1	189	54	27	17	7	1	17	
#2	C	4	7	6	9	5	5	7	8	230	R	L	2	97	20	14	10	6	0	2	
#5	3B	5	5	5	7	7	6	6	4	261	R	L	14	299	78	50	49	15	2	12	
#39	2B	6	6	7	5	7	5	7	2	254	R	R	1	134	34	22	10	8	1	2	
#47	SP	3	7	8	8	8	8	3	5	5	5	4	4.41	4.41	L	L	L	2	6	6	
#42	SP	6	8	7	7	6	6	3	4	9	R	8	2.73	2.73	L	L	L	8	0	0	
#13	SP	5	6	6	5	8	8	3	4	3	R	7	2.35	2.35	L	L	L	12	5	5	
#44	SP	4	8	8	3	6	6	2	2	6	R	7	3.23	3.23	R	R	R	9	7	7	
#43	SP	4	7	7	2	9	9	4	1	5	R	5	4.09	4.09	L	L	L	9	9	8	
#27	RP	5	8	9	1	7	7	3	4	3	R	8	2.95	2.95	R	R	R	5	5	8	
#57	RP	5	9	9	2	8	8	2	2	5	R	8	1.37	1.37	R	R	R	9	9	3	
#54	RP	5	9	9	6	7	7	1	3	3	R	4	3.01	3.01	R	R	R	7	7	2	
#31	RP	2	6	6	3	5	5	1	1	2	R	4	4.14	4.14	L	L	L	2	2	7	

ST. LOUIS CARDINALS

Player	Position	Speed	Arm	Error	Catching	Baiting	Slugging	Shamina	Control	Slugging	Avg	Throws	Bats	HR	At Bats	Hits	Runs	RBI	2B	3B	SB
#23	LF	9	6	6	4	6	5	10	6	305	R	R	16	567	170	99	70	40	5	14	
#1	SS	8	8	4	7	7	5	9	7	288	R	L	1	545	157	75	54	21	6	21	
#25	1B	8	5	6	6	9	8	7	9	342	R	L	16	544	186	89	83	24	3	46	
#27	3B	6	7	4	6	7	7	8	7	277	R	R	17	571	158	82	103	36	1	5	
#16	CF	8	8	7	8	7	7	7	7	239	L	L	7	406	97	64	45	17	4	14	
#22	RF	7	9	6	5	7	8	6	9	253	R	R	25	562	142	81	99	12	3	15	
#19	C	6	8	2	9	6	3	3	4	258	R	7	7	330	85	31	41	14	1	1	
#18	P	6	6	1	7	5	4	5	0	279	R	R	3	362	101	50	46	19	3	11	
#39	P	5	6	7	7	5	4	8	0	178	R	R	0	69	14	4	5	1	0	0	
#54	CF	5	6	6	5	5	4	5	4	208	R	L	0	77	16	4	2	2	0	0	
#3	RF	7	8	7	8	6	4	4	7	309	R	L	10	223	69	33	44	2	6	6	
#21	CF	6	7	4	8	6	6	4	5	254	R	L	5	254	65	34	30	19	2	13	
#12	C	4	4	6	9	5	4	7	8	276	R	R	1	228	63	25	25	28	0	1	
#33	1B	7	5	7	7	7	4	5	4	286	L	L	2	147	42	15	20	8	0	1	
#11	2B	5	4	5	5	5	3	7	2	206	R	L	0	73	13	7	4	0	0	0	
#48	RP	3	7	7	8	8	8	3	5	7	R	8	4.33	4.33	L	L	L	7	6	6	
#38	SP	3	7	7	7	6	6	3	3	4	R	7	4.6	4.6	R	R	R	7	7	7	
#30	SP	5	5	5	5	8	5	5	4	5	R	6	4.17	4.17	R	R	R	5	3	3	
#42	RP	3	7	7	5	5	5	3	4	2.46	R	7	2.46	2.46	R	R	R	7	2	2	
#51	RP	7	8	8	2	9	7	4	1	2.93	R	5	2.93	2.93	R	R	R	3	3	3	
#31	SP	4	6	6	3	6	6	2	2	3.76	R	7	3.76	3.76	L	L	L	10	7	7	
#36	RP	4	6	7	3	8	8	2	2	6.30	R	9	6.30	6.30	L	L	L	1	0	0	
#26	RP	5	5	7	6	7	7	3	3	2.93	R	4	2.93	2.93	R	R	R	4	4	1	
#43	SP	3	8	8	3	5	5	1	1	3.78	R	9	3.78	3.78	R	R	R	11	8	8	



CHICAGO CUBS

Player	Position	Speed	Arm	Error	Catching	Baiting	Slugging	Stamina	Control	AVG	Throws	Bats	HR	AI Bats	Hits	Runs	RBI	2B	3B	SB
#18	CF	6	5	6	4	8	6	10	6	300	R	L	11	310	93	51	35	17	5	8
#23	2B	8	9	5	7	8	7	7	5	309	R	R	9	456	141	67	45	20	0	9
#17	1B	8	6	6	6	8	8	9	9	325	L	L	14	594	193	86	98	39	4	8
#27	LF	6	6	6	5	7	7	6	9	295	L	L	10	465	137	62	77	25	2	10
#21	RF	6	9	6	5	9	9	6	9	261	R	L	33	598	156	92	93	25	5	36
#2	C	5	7	2	9	7	8	3	10	303	R	L	30	446	135	78	73	23	2	1
#24	3B	6	6	6	5	5	5	3	4	272	R	R	15	460	125	53	65	27	2	1
#15	SS	6	6	4	5	5	5	8	7	287	R	R	4	561	138	74	54	19	4	12
#42	P	3	7	8	8	3	5	8	8	178	R	R	0	63	7	1	2	0	0	0
#6	CF	6	6	6	5	5	5	5	4	282	R	R	0	344	97	35	28	11	1	1
#19	CF	7	8	7	8	6	7	4	7	189	R	R	9	180	34	23	27	4	1	0
#11	LF	6	5	4	8	5	4	4	5	258	R	L	1	221	57	29	11	11	3	6
#10	C	4	4	6	9	5	8	8	3	333	R	R	5	120	28	11	13	6	0	0
#34	RF	7	7	6	5	7	8	7	2	345	R	L	10	87	30	14	22	7	1	1
#12	SS	5	4	7	5	5	8	7	2	400	R	R	0	10	4	3	2	2	0	0
#48	RP	3	3	7	8	8	8	3	5	2	R	R	4	4	1	1	2	1	1	4
#47	RP	3	3	7	5	8	8	3	4	2	R	R	3	3	1	1	3	5	4	8
#49	SP	4	6	7	3	5	7	2	4	5	R	R	4	4	1	1	10	10	3	3
#38	RP	6	6	8	5	9	9	4	1	7	R	L	2	2	1	1	10	10	1	10
#22	SP	3	3	8	2	9	7	4	4	5	R	R	3	5	2	2	15	15	2	2
#37	SP	6	6	6	2	7	8	2	4	4	R	R	4	4	1	1	2	2	2	2
#35	RP	6	6	7	2	8	7	2	2	7	R	R	7	4	1	1	10	15	4	15
#36	SP	2	2	9	6	7	6	1	1	3	R	R	6	3	1	1	2	2	15	4
#28	RP	2	2	9	3	6	6	1	1	3	R	R	3	1	1	1	2	2	15	4

NEW YORK METS

Player	Position	Speed	Arm	Error	Catching	Baiting	Slugging	Stamina	Control	AVG	Throws	Bats	HR	AI Bats	Hits	Runs	RBI	2B	3B	SB
#11	LF	9	5	6	4	6	5	10	6	279	R	L	2	373	104	64	25	14	8	38
#12	2B	5	8	4	7	7	9	9	7	270	L	L	21	496	134	65	80	24	0	4
#33	1B	6	6	6	6	8	8	7	9	285	R	L	27	610	174	78	100	27	1	2
#25	RF	7	7	6	6	9	9	8	7	265	R	L	34	502	133	81	87	21	3	3
#20	CF	7	7	6	5	7	8	6	9	238	R	L	7	235	56	32	26	8	2	6
#36	3B	6	4	6	7	5	4	6	7	098	R	L	0	18	1	1	0	0	0	0
#9	C	6	6	5	7	5	6	6	5	228	R	L	11	417	95	40	53	17	2	1
#23	SS	5	9	5	8	4	4	3	10	244	R	R	3	205	50	19	25	13	0	0
#16	P	5	5	2	8	5	7	7	8	178	R	R	0	70	14	5	9	2	2	0
#44	CF	9	8	4	7	6	8	9	7	250	R	R	11	288	72	34	26	19	2	2
#8	LF	7	7	6	8	5	4	5	7	274	R	R	6	201	55	33	28	12	2	1
#6	RF	6	6	6	5	6	4	4	4	284	L	L	8	409	116	59	35	14	4	5
#22	C	4	4	9	5	5	5	5	8	297	R	R	4	187	48	15	23	3	1	1
#17	2B	8	7	7	5	5	4	7	2	256	R	R	2	164	48	19	13	3	1	0
#5	RF	7	9	6	5	6	8	6	9	243	R	L	13	253	64	49	38	10	6	3
#50	SP	3	3	7	8	8	4	4	5	6	R	R	2	293	1	1	5	4	6	6
#31	RP	4	4	6	7	6	3	3	3	3	R	R	8	325	1	1	4	3	3	3
#32	RP	5	5	6	5	6	6	2	4	7	R	R	6	360	1	1	4	8	8	8
#40	RP	4	4	6	2	6	6	2	1	4	R	R	7	411	1	1	3	3	3	3
#18	SP	5	5	8	2	9	9	4	1	3	R	R	8	329	1	1	7	7	12	12
#48	SP	4	4	6	2	7	8	2	4	5	R	R	5	596	1	1	5	0	0	0
#39	SP	4	4	6	2	8	7	4	2	3	R	R	7	300	1	1	0	0	0	0
#38	RP	5	5	9	6	7	5	3	3	4	R	R	4	476	1	1	6	2	2	2
#28	RP	2	2	9	3	6	6	1	1	5	R	R	5	257	1	1	6	0	1	1





PHILADELPHIA PHILLIES

Player	Position	Speed	Arm	Error	Catching	Batting	Slugging	Stamina	Control	AVG	Throws	Bats	HR	At Bats	Hits	Runs	RBI	2B	3B	SB
#4	CF	9	5	6	4	8	5	10	6	305	L	L	19	637	154	143	66	44	6	37
#12	2B	5	5	2	9	4	5	7	10	247	R	L	3	425	103	57	33	19	9	13
#29	1B	5	7	6	6	9	8	7	9	316	L	L	14	535	169	100	85	33	5	6
#15	3B	5	5	5	7	7	7	6	4	273	R	L	18	543	148	104	93	30	4	2
#10	C	7	7	4	6	8	8	8	7	257	R	L	24	510	131	90	105	35	4	5
#22	LF	6	9	6	5	6	9	6	9	274	R	R	24	368	101	60	89	16	3	1
#44	RF	7	8	7	8	6	7	7	7	282	R	R	12	284	80	34	45	20	2	2
45	SS	7	6	6	7	7	6	5	7	282	R	R	5	156	44	14	29	7	1	0
#38	P	4	8	3	6	2	2	2	2	178	R	R	0	72	16	9	10	2	0	0
#7	SS	6	6	6	5	5	5	5	4	282	R	R	11	496	140	68	73	26	4	6
#25	CF	8	8	4	7	7	9	9	7	340	L	L	4	340	89	42	44	14	2	9
#8	LF	6	7	7	8	4	6	7	5	318	L	L	7	362	115	51	54	17	4	5
#23	C	4	4	9	9	5	4	4	8	287	R	R	5	87	25	9	13	6	0	0
#19	2B	8	8	6	7	6	6	6	5	324	R	R	2	259	84	46	31	12	2	2
#17	1B	5	4	7	5	5	8	7	2	289	R	R	5	159	46	21	19	4	1	0
#47	RP	3	3	7	8	8	3	3	5	292	R	R	292	406	R	R	3	5	2	2
#48	RP	5	5	7	5	8	8	5	4	406	R	L	406	292	R	L	5	5	12	12
#10	RP	5	5	7	5	8	8	4	4	377	R	L	377	292	R	L	6	6	4	4
#38	SP	6	6	9	5	5	7	3	4	325	R	R	325	469	R	R	12	12	11	11
#45	SP	5	5	8	2	7	7	4	1	502	R	R	502	342	R	R	9	9	9	9
#34	SP	4	4	8	2	8	7	2	2	342	R	R	342	529	R	R	16	16	4	4
#49	RP	5	5	9	6	5	5	3	3	529	R	L	529	334	R	L	1	1	3	7

FLORIDA MARLINS

Player	Position	Speed	Arm	Error	Catching	Batting	Slugging	Stamina	Control	AVG	Throws	Bats	HR	At Bats	Hits	Runs	RBI	2B	3B	SB
#21	CF	9	5	6	4	6	5	10	6	267	R	L	4	551	147	75	41	18	2	58
#22	SS	5	7	2	9	5	5	3	10	266	R	L	1	500	133	50	38	14	7	7
#8	2B	7	7	4	7	6	6	9	7	277	R	L	5	375	104	45	33	16	2	2
#10	3B	7	9	4	6	10	8	8	7	294	R	L	20	494	145	87	72	20	5	17
#39	1B	6	5	6	7	7	7	6	9	285	R	L	20	569	145	61	87	19	3	0
#19	LF	6	6	6	7	8	6	5	7	292	R	R	12	595	174	79	24	24	3	2
#09	C	7	9	5	7	7	7	6	5	230	R	R	13	469	108	49	50	19	6	10
#17	RF	8	8	5	6	6	6	7	7	204	R	L	4	250	51	24	19	2	4	4
#77	P	5	7	5	8	5	4	7	7	178	R	L	0	66	10	3	1	0	0	0
#29	RF	6	6	6	5	5	4	5	4	296	R	L	3	135	40	15	12	7	0	11
#20	CF	6	6	7	8	4	4	4	4	195	R	L	3	169	33	17	14	6	0	5
#6	2B	6	7	4	8	4	4	4	3	235	R	R	2	263	67	27	30	9	0	0
#13	C	4	4	6	9	5	8	7	4	214	R	R	1	117	25	3	6	2	0	1
#7	1B	7	5	7	7	7	8	6	4	231	R	L	1	117	25	3	6	2	0	1
#18	SS	5	4	7	5	5	8	7	2	258	R	R	2	117	25	3	6	2	0	1
#24	RP	3	3	7	8	8	3	3	5	329	R	R	329	170	R	R	6	6	3	3
#34	RP	6	9	7	7	6	6	3	3	170	R	R	170	664	R	R	1	1	5	5
#41	RP	4	4	6	3	5	5	2	4	402	R	R	402	664	R	R	0	0	2	2
#48	SP	6	6	8	5	9	9	4	4	379	R	R	379	291	R	R	4	4	4	4
#42	RP	7	7	8	2	7	7	3	2	291	R	R	291	466	R	R	4	4	5	5
454	RP	5	5	7	1	8	8	2	4	466	R	L	466	442	R	R	11	11	12	12
#11	SP	6	6	9	2	8	8	2	5	442	R	R	442	442	R	R	8	8	12	12
#46	SP	5	5	9	6	7	5	3	3	442	R	R	442	442	R	R	8	8	12	12
#49	SP	2	2	4	9	5	5	1	1	442	R	R	442	442	R	R	8	8	12	12



SEATTLE MARINERS

Player #	Position	Speed	Arm	Error	Catching	Batting	Slugging	Stamina	Control	AVG	Throws	Bats	HR	At Bats	Hits	Runs	RBI	2B	3B	SB
#8	2B	7	8	7	8	8	4	5	7	290	R	R	2	373	108	53	44	24	1	19
#18	3B	3	6	4	6	9	6	8	7	259	R	L	1	228	59	27	21	11	0	2
#28	CF	8	9	6	6	9	10	7	9	227	L	L	1	66	15	5	7	3	0	0
#19	RF	6	9	6	5	7	8	6	9	272	R	R	27	563	153	91	98	28	3	2
#11	DH	6	7	5	7	7	6	6	4	237	R	R	4	135	32	20	13	7	0	0
#23	1B	4	6	6	7	7	8	5	4	265	R	L	17	408	108	48	60	25	1	1
#25	LF	8	9	4	5	6	5	4	3	211	R	L	13	342	72	31	20	7	5	15
#10	C	3	8	6	8	7	5	5	5	258	R	R	1	423	109	49	63	19	0	1
#13	SS	5	8	6	4	6	5	6	6	255	R	L	2	560	143	68	31	14	2	11
#51	P	4	10	3	6	2	2	9	8	178	L	R	0	0	0	0	0	0	0	0
#15	3B	5	6	4	7	7	5	7	7	299	R	R	3	174	52	25	25	17	0	0
#33	C	4	7	5	7	7	5	6	5	255	R	R	5	137	35	21	16	8	0	2
#3	2B	5	7	2	9	6	7	10	8	251	R	R	12	271	88	31	38	12	2	1
#4	C	4	7	2	9	5	6	7	8	219	R	L	1	187	41	18	21	10	2	1
#16	2B	5	4	6	7	7	8	7	2	279	R	R	15	380	106	55	57	23	3	1
#29	SP	3	5	8	3	5	5	1	1	7	R	R	345							

OAKLAND ATHLETICS

Player #	Position	Speed	Arm	Error	Catching	Batting	Slugging	Stamina	Control	AVG	Throws	Bats	HR	At Bats	Hits	Runs	RBI	2B	3B	SB
#14	SS	7	7	2	9	6	4	3	10	249	R	R	3	546	136	60	47	21	2	10
#13	2B	6	8	6	7	7	8	9	7	290	R	R	7	535	155	64	69	23	2	7
#21	RF	4	9	6	6	8	9	7	9	233	R	L	22	630	147	77	101	23	5	25
#25	1B	4	5	5	8	9	9	6	9	333	R	R	9	84	28	16	24	6	0	0
#42	CF	7	8	7	8	7	4	5	7	220	R	R	20	382	84	38	53	19	0	0
#36	C	4	7	7	8	7	7	7	7	285	R	R	10	389	111	47	43	18	1	3
#16	DH	6	5	6	7	7	6	5	7	290	R	L	19	427	124	59	63	20	0	3
#30	LF	6	5	6	7	7	7	6	7	250	R	L	2	260	65	27	10	13	0	4
#9	3B	7	7	5	7	3	3	6	4	219	R	R	12	393	86	35	40	20	4	4
#32	P	5	7	8	5	5	4	7	4	178	R	R	0	0	0	0	0	0	0	0
#7	3B	6	7	3	5	4	4	5	7	249	R	R	6	213	53	26	25	10	1	6
#23	CF	6	6	6	7	7	7	7	7	267	L	L	10	255	68	40	33	13	1	1
#49	LF	4	4	9	9	4	4	8	8	225	R	R	2	102	23	7	5	0	0	2
#2	C	4	4	5	5	5	5	7	7	256	R	R	6	215	55	31	26	16	0	13
#12	2B	6	6	7	5	5	5	7	2	190	R	R	2	252	48	43	23	8	1	13
#31	SP	3	3	7	8	8	3	3	5	7	R	R	5.64							
#26	RP	6	6	8	7	6	6	3	3	54	R	7	5.4							
#29	SP	4	4	6	3	6	6	2	2	43	R	6	4.3							
#52	RP	7	7	8	2	9	9	4	4	281	R	5	2.81							
#35	RP	5	6	6	1	7	8	2	2	5.29	R	7	5.29							
#38	RP	6	6	7	2	7	7	4	4	5.6	R	9	5.6							
#54	RP	3	3	8	2	8	7	2	2	4.53	R	6	4.53							
#43	RP	4	4	8	3	7	7	3	3	4.16	R	10	4.16							
#17	SP	6	6	7	5	5	5	1	6	7	R	7	5.16							

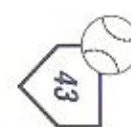


CALIFORNIA ANGELS

Player #	Position	Speed	Arm	Error	Catching	Batting	Slugging	Stamina	Control	AVG	Throws	Bats	HR	At Bats	Hits	Runs	RBI	2B	3B	SB
#22	LF	9	4	6	4	8	4	10	6	271	L	L	1	576	156	75	32	17	6	55
#9	CF	9	8	4	7	7	6	9	7	285	R	R	6	583	166	94	59	25	3	48
#15	RF	6	9	6	6	8	9	7	9	283	R	R	31	515	146	93	95	35	1	5
#44	DH	5	3	4	6	7	8	8	7	243	R	L	27	573	139	74	112	32	0	4
#21	C	3	7	6	5	5	3	6	9	255	R	L	7	290	74	27	40	10	0	3
#10	2B	6	6	5	7	6	4	6	5	231	R	L	6	367	92	42	30	20	0	7
#3	3B	8	9	5	7	6	4	6	5	262	R	L	0	61	16	2	3	2	2	2
#25	1B	8	5	2	9	5	4	3	10	291	R	R	3	237	69	33	28	10	4	12
#33	SS	9	9	2	7	5	5	3	7	178	L	R	0	416	99	44	45	20	1	5
#12	P	7	8	2	9	4	1	3	5	0			0	0	0	0	0	0	0	0
#89	RF	7	6	7	8	4	4	5	7	251	R	R	2	335	84	34	31	17	0	5
#24	C	4	8	4	8	4	4	4	5	211	R	R	0	90	19	7	12	7	0	1
#5	1B	5	7	6	9	5	5	7	8	266	R	R	0	128	34	12	9	0	0	2
#1	SS	7	7	5	7	7	4	6	4	313	R	R	2	230	72	33	22	13	0	6
#6	1B	5	4	7	5	3	8	7	2	241	L	L-R	16	419	101	60	57	18	2	3
Pitcher #23	RP	3	6	6	8	8	8	3	5	3			2.86	Throws	R	Bats	Wins	Losses		
#41	RP	5	6	6	5	8	8	3	4	3			2.98	R	L	L	1	2	0	3
#19	RP	4	6	6	3	6	6	2	2	4			2.86	L	R	L	2	4	1	1
#45	SP	6	6	9	5	5	5	3	4	7			3.79	L	L	L	4	4	6	6
#31	SP	6	6	9	7	6	6	3	4	9			3.15	L	L	L	16	14	1	4
#34	RP	5	6	6	1	7	7	2	4	4			6.45	L	R	L	3	4	6	3
#48	RP	6	6	6	2	8	7	2	2	4			5.02	L	L	L	4	4	3	3
#54	SP	5	7	8	6	7	5	2	5	3			7.35	R	R	R	3	3	12	2
#43	RP	3	8	6	3	5	5	1	1	3			5.85	R	R	R	1	3	2	2

TEXAS RANGERS

Player #	Position	Speed	Arm	Error	Catching	Batting	Slugging	Stamina	Control	AVG	Throws	Bats	HR	At Bats	Hits	Runs	RBI	2B	3B	SB
#15	CF	9	5	6	4	6	4	10	6	290	L	L	1	407	118	71	29	9	10	29
#14	DH	3	5	4	7	7	8	9	7	289	R	L	14	532	154	85	84	31	3	9
#25	1B	4	5	6	6	9	9	7	9	295	R	L	37	597	176	124	105	39	2	23
#19	LF	7	8	7	8	9	10	9	7	310	R	R	46	536	166	105	118	33	1	4
#93	RF	8	8	6	6	7	9	8	7	295	R	R	10	231	59	30	46	14	1	6
#16	3B	5	8	5	7	4	9	5	5	245	R	R	33	519	127	88	96	31	2	11
#7	C	5	10	6	5	7	8	6	9	273	R	R	10	473	129	56	66	28	1	8
#2	2B	5	7	2	9	4	8	3	10	220	R	L-R	1	205	45	31	12	3	1	2
#9	SS	5	6	5	7	7	3	4	4	133	R	R	0	45	6	3	2	1	0	0
#41	P	6	8	7	6	3	3	9	8	0			0	0	0	0	0	0	0	0
#17	CF	5	5	6	7	6	6	5	7	269	L	L	1	160	43	23	17	7	1	0
#13	CF	6	6	4	8	5	3	4	5	245	L	L	3	159	39	24	20	10	4	3
#12	C	4	4	6	4	4	4	4	4	241	R	L	1	133	32	16	13	5	0	4
#5	1B	8	7	5	9	7	7	2	4	289	R	R	6	222	64	28	31	12	4	4
#20	2B	6	7	5	6	6	7	6	2	256	R	R	7	484	124	58	60	29	0	6
Pitcher #45	RP	3	7	8	8	8	8	3	5	0			4.76	Throws	L	Bats	Wins	Losses		
#32	SP	4	6	8	5	6	6	4	4	6			4.55	R	R	L	4	9	4	4
#11	SP	3	8	8	3	8	8	2	2	8			4.10	L	L	R	16	16	10	10
#36	SP	2	10	10	5	9	9	4	4	5			5.02	L	R	L	5	5	5	5
#50	RP	3	9	2	2	9	7	4	1	291	R	R	2	291	R	R	4	4	1	4
#31	RP	6	6	6	1	8	7	2	4	422	R	R	4	453	L	L	4	4	4	4
#38	RP	6	7	6	2	8	7	2	2	341	R	R	4	453	L	R	2	2	1	4
#39	SP	6	7	6	0	7	8	2	3	6			3.41	R	R	R	12	12	6	1
#27	RP	4	9	6	3	5	5	1	1	3			4.32	R	R	R	2	2	1	1



KANSAS CITY ROYALS

Player	Position	Speed	Arm	Error	Catching	Batting	Slugging	Stamina	Control	AVG	Throws	Bats	HR	At Bats	Hits	Runs	RBI	2B	3B	SB
#34	RF	7	9	6	4	6	7	10	6	253	R	L	6	499	126	64	43	24	3	30
#56	CF	9	8	4	7	7	6	9	7	282	R	L	12	627	177	78	69	28	9	23
#32	DH	3	5	6	6	8	8	7	9	221	R	L	2	86	19	10	12	4	0	0
#15	C	4	7	6	9	6	8	7	8	273	R	R	20	388	106	55	67	26	0	2
#12	1B	6	5	4	6	7	7	8	7	292	L	L	15	497	145	83	65	36	3	5
#4	3B	5	7	6	5	5	6	3	7	245	R	R	14	331	81	40	50	20	1	2
#14	LF	6	7	6	5	6	8	6	9	300	L	L	1	287	86	36	25	14	4	0
#7	SS	7	7	2	7	6	5	3	10	280	R	R	10	540	151	66	57	31	3	10
#13	2B	7	8	4	7	5	4	4	9	248	R	R	0	431	107	33	37	13	3	0
#55	P	5	9	8	8	3	5	9	9	178	R	R	0	0	0	0	0	0	0	0
#22	CF	7	8	7	8	6	6	5	7	242	R	R	11	347	84	43	41	21	4	2
#30	LF	6	6	4	8	4	4	4	5	286	R	R	1	168	48	14	23	10	0	0
#24	C	3	9	5	7	4	4	6	5	254	R	L	6	205	52	22	22	9	1	3
#16	1B	7	5	5	7	3	3	6	4	167	R	R	0	108	18	9	3	0	3	0
#19	1B	5	4	7	5	5	8	7	2	143	R	L	0	28	4	1	0	0	2	2
#17	SP	6	9	9	7	6	7	3	3	9	R	Control	3.33		Throws	Bats	Wins	Losses		
#41	SP	5	6	8	7	8	8	5	4	0	R	8	4.13		R	R	11	14		
#36	SP	4	4	3	3	5	6	2	2	6	R	5	3.58		R	R	12	6		
#23	RP	4	4	5	5	5	5	3	4	3	R	6	4.66		R	R	8	8		
#33	SP	5	5	7	2	9	7	4	1	6	R	5	6.02		L	L	9	9		
#28	RP	5	6	6	1	7	7	2	4	3	R	9	5.57		R	R	2	2		
#21	RP	6	5	7	2	8	7	4	2	3	R	9	2.27		R	R	7	5		
#31	RP	5	5	7	6	7	7	2	3	3	R	7	2.93		R	R	1	1		
#50	RP	4	4	7	3	5	7	1	3	3	R	8	4.28		R	R	1	1		

MINNESOTA TWINS

Player	Position	Speed	Arm	Error	Catching	Batting	Slugging	Stamina	Control	AVG	Throws	Bats	HR	At Bats	Hits	Runs	RBI	2B	3B	SB
#24	LF	8	5	5	7	8	7	6	5	276	R	R	10	503	139	66	61	30	4	15
#11	2B	9	8	6	4	8	4	10	6	277	R	R	2	602	167	82	41	27	4	29
#34	CF	8	8	4	6	10	8	8	7	296	R	R	22	822	184	89	89	39	2	8
#42	DH	5	7	6	5	7	6	6	9	271	R	R	21	547	148	72	76	27	2	2
#12	C	5	5	6	7	5	6	5	7	304	R	R	12	530	161	52	73	26	1	1
#14	1B	5	4	7	5	9	8	7	2	242	R	L	25	392	95	60	83	11	1	4
#9	3B	7	5	5	7	7	3	6	4	264	R	L	1	144	38	17	19	7	1	0
#5	RF	7	7	5	6	7	6	6	9	233	R	R	13	326	76	34	38	11	1	1
#5	RF	7	7	6	6	6	7	7	9	238	R	R	1	240	62	33	15	0	5	0
#17	SS	8	8	4	7	4	4	7	7	178	R	R	0	0	0	0	0	0	0	0
#36	P	5	5	8	7	3	6	9	7	214	L	L	2	350	75	36	21	15	2	2
#8	CF	7	7	7	8	6	4	4	7	167	L	L	0	18	3	4	2	0	0	0
#31	SS	6	7	4	8	4	4	4	5	198	R	R	1	106	21	14	8	2	0	1
#15	C	7	7	6	7	7	3	6	7	251	R	R	0	346	87	33	32	14	4	4
#2	3B	7	7	5	7	6	6	6	7	333	R	L	0	186	62	25	27	5	1	2
#4	3B	8	8	4	7	8	6	9	7		R	Control	3							
#38	RP	6	9	9	8	8	8	3	5	4	R	9	3.11		Throws	Bats	Wins	Losses		
#23	SP	6	6	7	7	8	8	3	3	6	R	5	4.04		R	R	4	3		
#48	RP	5	5	7	5	8	8	3	3	3	R	5	3.02		L	L	11	12		
#19	SP	4	4	6	3	6	6	2	2	5.19	R	7	4.71		R	R	5	3		
#33	RP	4	4	5	2	9	9	2	1	4.71	L	5	4.88		L	L	2	2		
#21	RP	4	4	7	2	8	7	2	3	4.88	R	6	6.18		R	R	6	6		
#18	SP	5	2	8	3	7	7	3	3	3.1	R	7	3.1		L	L	3	3		
#51	RP	5	5	8	6	9	9	3	3	5.74	R	6	5.74		L	L	0	0		
#37	SP	5	5	7	5	5	5	3	4		R	6								





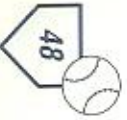
CHICAGO WHITE SOX

Player	Position	Speed	Arm	Error	Catching	Batting	Slugging	Stamina	Control	AVG	Throws	Bats	HR	AI Bats	Hits	Runs	RBI	2B	3B	SB
#30	LF	8	6	7	8	6	5	7	7	306	R	L	16	415	127	75	54	16	4	21
#28	2B	7	5	6	4	6	10	6	6	268	R	L	2	579	155	95	51	15	13	20
#35	1B	5	5	6	6	10	10	9	9	317	R	R	41	549	174	106	128	36	0	4
#23	3B	7	8	4	6	7	8	7	7	262	R	L	22	354	145	85	94	27	1	1
#26	RF	7	8	4	7	7	9	7	7	275	R	R	17	499	137	75	74	24	4	6
#8	DH	5	6	6	5	5	7	5	5	332	R	R	16	284	66	32	45	9	0	0
#1	CF	8	7	7	7	8	6	6	8	311	L	L	0	540	168	75	47	18	14	35
#20	C	69	7	6	9	5	7	8	8	228	R	R	20	404	92	60	54	17	1	2
#13	SS	6	8	3	7	4	6	6	6	280	R	L	4	457	128	44	50	23	4	5
#29	P	5	9	1	7	3	10	9	9	178	R	R	0	0	0	0	0	0	0	0
#21	RF	4	4	6	5	5	6	9	10	217	R	R	13	410	89	36	64	17	2	1
#10	C	3	7	2	9	5	3	3	8	265	L	L	0	98	25	6	8	2	0	0
#44	CF	4	7	6	9	5	8	8	8	205	L	L	5	176	36	22	20	10	1	2
#14	1B	6	5	7	7	6	6	6	221	226	R	R	1	190	43	25	12	5	0	1
#7	2B	8	4	7	5	5	7	2	2	235	R	R	1	119	28	20	8	5	0	1
Pitcher	Position	Speed	Arm	Error	Catching	Batting	Slugging	Stamina	Control	ERA	Throws	Bats	Wins	Losses						
#40	SP	3	8	8	8	3	5	6	4	2.95	L	L	15	8						
#51	SP	6	8	7	6	2	3	6	5	3.47	R	R	12	5						
#39	RP	4	8	3	6	2	2	4	9	2.29	R	R	3	4						
#29	HP	3	5	5	5	3	4	3	7	3.37	R	R	22	10						
#49	RP	3	6	2	9	8	1	3	5	3.71	R	R	2	9						
#32	SP	5	8	5	8	2	2	4	7	3.13	R	R	18	2						
#46	RP	4	6	2	8	8	2	4	8	5.23	R	R	1	0						
#31	RP	4	5	9	7	7	3	4	8	4.28	R	L	1	2						
#36	SP	4	7	7	5	1	1	6	8	4.40	L	L	8	5						

MILWAUKEE BREWERS

Player	Position	Speed	Arm	Error	Catching	Batting	Slugging	Stamina	Control	AVG	Throws	Bats	HR	AI Bats	Hits	Runs	RBI	2B	3B	SB
#24	RF	8	6	6	8	8	7	9	9	310	R	L	9	520	161	74	48	20	1	22
#19	CF	8	8	4	7	7	9	7	9	258	R	R	8	454	117	62	51	25	3	9
#5	3B	6	9	6	5	10	8	7	7	274	R	L	7	552	151	66	79	38	3	12
#23	LF	7	7	4	6	6	4	4	30	267	R	R	30	569	152	97	97	28	2	10
#29	DH	6	6	6	7	5	5	4	4	249	R	R	13	437	109	53	60	22	1	5
#32	1B	4	7	6	9	7	8	8	8	264	R	L	19	515	136	78	70	21	0	13
#11	C	7	6	6	7	7	7	10	10	257	R	L	7	296	76	35	40	10	2	2
#9	2B	5	7	2	9	6	3	6	6	340	R	L	2	340	81	43	36	8	4	9
#26	SS	9	5	6	6	5	5	6	6	234	R	R	5	286	67	42	29	6	2	6
#21	P	3	7	5	4	4	7	7	7	178	R	R	0	0	0	0	0	0	0	0
#18	LF	7	8	7	8	6	4	5	7	183	R	R	6	224	41	20	29	7	3	3
#20	2B	6	7	4	8	4	4	4	8	269	R	R	11	417	112	49	37	16	2	7
#2	C	4	7	4	9	5	8	5	5	245	R	R	1	53	13	10	7	1	1	1
#16	SS	7	7	5	7	7	6	4	4	244	R	L	3	356	87	50	30	16	1	18
#8	2B	5	4	7	5	8	7	2	2	269	R	R	1	245	66	23	10	1	1	6
Pitcher	Position	Speed	Arm <td>Error</td> <td>Catching</td> <td>Batting</td> <td>Slugging</td> <td>Stamina</td> <td>Control</td> <td>ERA</td> <td>Throws</td> <td>Bats</td> <td>Wins</td> <td>Losses</td>	Error	Catching	Batting	Slugging	Stamina	Control	ERA	Throws	Bats	Wins	Losses						
#39	RP	3	7	8	8	3	5	8	8	4.50	R	R	0	3						
#25	SP	6	8	7	6	2	3	9	8	4.86	R	R	11	11						
#21	RP	4	6	9	5	6	4	6	7	4.01	R	R	16	16						
#28	RP	6	6	5	5	3	4	7	7	5.73	R	R	4	4						
#31	SP	7	8	8	9	7	4	3	3	5.33	R	R	11	12						
#17	RP	5	8	2	7	7	1	4	8	3.18	R	R	3	3						
#46	SP	6	6	7	8	7	2	4	9	4.48	R	R	4	4						
#38	SP	5	9	9	6	8	3	3	4	3.30	L	L	4	14						
#37	RP	2	9	6	5	1	1	3	4	2.83	R	L	3	5	4					





DETROIT TIGERS

Player	Position	Speed	Arm	Error	Catching	Batting	Slugging	Stamina	Control	AVG	Throws	Bats	HR	AI Bats	Hits	Runs	RBI	2B	3B	SB
#4	DH	9	5	6	4	6	5	10	6	313	R	L	7	566	177	113	57	27	0	16
#1	2B	7	8	7	8	6	4	5	7	290	R	L	9	383	111	72	67	32	1	3
#24	3B	8	6	6	6	8	8	8	9	300	R	R	22	607	182	98	97	37	5	9
#45	1B	7	7	4	6	10	8	8	7	267	R	R	30	573	153	80	117	23	0	0
#20	RF	7	6	6	7	7	6	4	7	245	R	L	32	522	128	79	110	25	4	3
#29	CF	7	7	4	4	4	6	4	5	311	R	L	1	61	19	6	9	3	0	3
#3	SS	6	9	6	5	7	6	6	9	329	R	R	12	401	132	72	60	24	3	12
#32	LF	8	8	4	7	7	6	9	7	267	R	R	13	356	95	52	56	16	2	8
#19	P	5	7	2	9	6	7	3	10	286	R	L	15	374	107	59	51	3	2	0
#16	C	2	9	3	5	1	1	2	10	178	L	L	0	0	0	0	0	0	0	0
#33	LF	7	8	7	8	6	4	5	7	253	R	L	6	75	19	14	15	1	1	2
#22	CF	6	7	3	8	5	8	7	2	213	R	L	0	249	53	46	19	11	7	13
#15	RF	4	7	6	9	5	8	7	8	213	R	R	0	89	19	22	13	2	2	7
#7	1B	7	5	5	7	7	3	6	4	293	R	L	2	304	89	39	39	10	2	1
#21	2B	5	4	7	5	5	8	7	2	281	R	R	2	160	45	24	27	8	1	5
Pitcher	Position	Speed	Arm	Error	Catching	Batting	Slugging	Stamina	Control	ERA	Throws	Bats	Wins	Losses						
#30	RP	3	7	7	8	8	3	3	5	340	L	L	6	14	4	6	14	4		
#44	SP	6	8	7	7	8	8	9	3	444	R	L	3	11	3	11	3	11		
#38	RP	5	5	8	5	8	5	7	4	548	L	L	0	548	1	1	3	3		
#36	SP	4	4	6	3	5	2	2	2	531	R	R	5	505	13	13	9	9		
#48	RP	6	6	9	9	5	9	4	4	505	R	R	2	264	2	2	8	8		
#39	RP	7	7	8	2	7	7	4	1	478	R	R	4	478	3	3	3	3		
#27	RP	5	6	6	1	7	7	2	4	473	R	R	4	473	2	2	2	2		
#23	RP	5	5	7	2	8	2	2	3	522	R	R	4	522	4	4	6	6		
#21	SP	5	9	9	6	7	8	1	3	3	R	R	4		4	4	13	9		

CLEVELAND INDIANS

Player	Position	Speed	Arm	Error	Catching	Batting	Slugging	Stamina	Control	AVG	Throws	Bats	HR	AI Bats	Hits	Runs	RBI	2B	3B	SB
#7	CF	3	5	6	4	6	5	10	6	325	L	L	1	569	185	116	42	28	8	69
#3	RF	7	8	4	7	7	6	7	7	289	R	L	6	458	123	71	60	19	5	17
#23	2B	8	8	6	6	8	8	9	9	321	R	L	21	624	200	105	114	28	6	15
#9	LF	7	7	4	6	10	8	8	7	280	R	R	38	594	172	93	129	3	23	
#11	1B	6	9	6	5	8	8	8	9	287	R	L	18	463	119	75	63	26	1	3
#44	DH	7	6	6	7	7	6	5	7	249	R	L	10	366	91	35	34	11	2	1
#27	3B	5	4	4	5	5	8	7	2	221	R	L	2	221	37	25	27	14	1	1
#15	C	4	4	4	9	8	8	8	8	207	R	L	6	215	24	32	7	7	3	3
#16	SS	5	7	7	9	9	8	7	10	253	R	R	2	480	58	32	7	1	1	4
#49	P	4	6	3	6	2	2	3	7	178	R	R	0	0	0	0	0	0	0	0
#25	LF	7	8	7	8	6	4	5	7	280	R	R	7	81	20	11	20	0	0	0
#22	RF	6	6	7	8	4	4	4	8	247	R	R	5	249	55	19	20	0	1	0
#0	C	4	7	7	9	5	8	7	5	170	R	R	2	53	5	5	1	1	0	2
#24	1B	7	7	5	7	7	3	6	4	278	R	R	4	263	73	34	27	15	0	0
#10	SS	5	4	7	5	5	8	7	2		R	R								
Pitcher	Position	Speed	Arm	Error	Catching															





TORONTO BLUE JAYS

Player #	Position	Speed	Arm	Error	Catching	Batting	Slugging	Stamina Control	AVG	Throws	Bats	HR	At Bats	Hits	Runs	RBI	2B	3B	SB
#24	LF	6	6	6	5	5	5	5	289	L	R	21	461	139	114	59	22	2	53
#25	CF	9	8	5	4	7	6	6	273	R	L	15	598	163	116	52	42	6	34
#12	2B	9	8	5	4	7	7	7	326	R	L	17	589	192	109	93	35	6	55
#29	RF	7	7	4	6	5	8	8	254	R	R	33	603	153	92	121	33	5	8
#9	1B	6	9	6	5	5	8	8	363	L	L	24	551	200	109	107	54	2	0
#19	DH	8	9	6	6	6	6	6	332	R	R	22	636	211	121	111	5	22	
#33	3B	8	9	5	6	6	4	5	260	R	L	12	546	142	50	73	31	1	1
#1	SS	7	6	6	7	7	7	7	306	R	L	4	353	108	45	50	19	15	2
#10	C	7	7	2	7	6	6	10	254	R	R	0	488	124	38	30	0	0	0
#41	P	7	7	8	9	9	1	3	178	R	R	0	0	0	0	0	0	0	0
#16	LF	7	8	7	8	8	4	4	192	R	R	4	167	32	20	28	4	3	3
#21	RF	6	7	7	4	4	4	4	213	L	L	1	47	10	12	3	0	1	1
#27	C	4	4	6	9	5	8	8	248	R	R	4	101	25	11	20	2	1	1
#4	1B	7	7	5	7	7	3	4	211	L	L	0	95	20	15	3	0	0	0
#11	CF	5	4	7	5	5	8	7	253	R	R	4	194	49	25	26	9	1	1
#31	RP	3	7	7	8	8	8	5	8	R	R	2	2	R	R	2	4	2	3
#40	RP	6	8	7	5	6	6	3	9	R	R	4	4	R	R	4	11	12	2
#30	SP	5	4	6	3	5	5	4	7	L	L	6	19	R	R	7	7	12	8
#47	SP	4	6	9	5	5	4	4	6	R	R	4	6	R	R	12	14	3	8
#34	SP	6	6	6	1	7	7	4	2	R	R	3	99	R	R	14	3	3	8
#66	SP	5	6	7	2	7	7	2	4	R	R	9	272	R	R	7	1	1	1
#48	RP	6	6	7	2	8	8	3	3	R	R	3	12	R	R	7	6	6	2
#50	RP	5	9	9	3	7	7	1	2	R	R	3	38	R	R	3	7	1	2
#49	RP	2	9	9	3	5	5	1	2	R	R	10	10	R	R	3	6	6	2

BALTIMORE ORIOLES

Player #	Position	Speed	Arm	Error	Catching	Batting	Slugging	Stamina Control	AVG	Throws	Bats	HR	At Bats	Hits	Runs	RBI	2B	3B	SB
#9	LF	6	7	4	8	4	6	4	263	L	L	13	560	147	87	66	35	8	24
#2	RF	8	8	4	7	6	6	7	284	R	L	4	581	165	81	72	27	5	21
#12	CF	6	9	6	5	7	7	9	250	R	R	14	527	132	72	75	31	3	3
#3	DH	7	7	4	6	10	8	7	313	L	L	20	416	130	64	78	21	0	0
#8	SS	8	6	6	6	8	8	8	257	R	R	24	641	165	87	90	26	3	1
#23	C	7	6	6	6	6	6	5	310	R	R	29	419	130	80	82	28	0	1
#21	1B	8	9	5	7	7	7	7	273	R	R	10	450	123	54	60	27	0	2
#10	3B	5	7	2	9	6	4	6	197	R	L	10	244	48	30	25	7	0	0
#25	2B	9	4	6	4	4	4	10	252	R	L	4	485	122	64	47	20	0	0
#35	P	4	6	3	6	2	2	6	178	R	R	0	0	0	0	0	0	0	0
#57	CF	7	7	7	8	6	4	5	284	R	R	5	176	50	10	20	15	6	18
#13	3B	9	8	6	4	6	5	6	303	R	L	9	370	112	55	44	25	4	6
#41	C	4	7	9	9	5	5	8	174	R	R	0	86	15	8	9	3	0	0
#36	SS	7	7	7	7	8	8	4	300	R	R	2	260	78	40	23	15	0	1
#11	LF	6	6	6	6	6	6	6	305	L	L	3	105	32	10	19	8	0	4
#49	RP	3	7	7	8	8	8	5	8	R	R	3	383	R	R	6	7	7	9
#32	SP	6	8	7	7	7	7	3	9	R	R	7	491	R	R	5	5	4	5
#75	RP	5	5	7	5	5	5	4	7	R	R	3	323	R	R	0	2	2	4
#30	RP	6	6	8	5	5	4	4	7	L	L	7	160	L	L	0	4	2	4
#34	SP	7	7	8	2	2	4	4	3	R	R	5	494	R	R	8	8	10	10
#45	RP	5	6	6	1	7	7	4	2	L	L	2	215	L	L	1	1	1	1
#53	RP	6	6	7	2	8	8	2	4	L	L	9	651	L	L	5	6	6	6
#40	SP	5	9	9	6	7	7	3	2	L	L	5	575	L	L	10	10	10	9
#31	SP	2	9	9	6	5	5	1	2	L	L	3	343	L	L	12	10	9	9

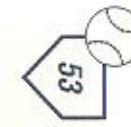


NEW YORK YANKEES

Player #	Position	Speed	Arm	Error	Catching	Batting	Slugging	Stamina	Control	AVG	Throws	Bats	HR	At Bats	Hits	Runs	RBI	28	38	S8
#12	3B	8	8	4	7	7	6	9	7	302	L	L	2	560	169	83	50	26	1	0
#19	LF	6	6	4	8	4	8	4	5	332	L	L	7	343	114	62	36	21	2	0
#23	1B	8	6	6	6	8	8	7	9	291	L	L	17	530	154	78	86	27	0	0
#45	DH	7	7	4	8	8	8	8	7	250	L	R	31	513	128	87	102	33	2	0
#21	RF	7	7	4	6	6	4	5	7	311	L	L	20	498	155	71	75	34	1	2
#17	CF	9	8	6	4	5	4	10	6	000	R	L	0	9	0	5	0	0	0	0
#20	C	6	6	6	5	6	6	6	9	305	R	R	26	423	129	70	84	17	1	1
#14	2B	6	6	6	6	6	6	6	9	273	R	R	7	408	111	50	51	23	1	14
#2	3B	7	7	6	7	7	6	7	7	283	R	L	10	403	114	63	54	20	1	3
#22	P	6	6	6	6	6	6	6	8	178	L	L	0	0	0	0	0	0	0	0
#38	C	5	6	5	7	6	4	6	5	249	R	L	10	217	54	25	35	8	0	0
#11	SS	5	7	7	9	5	4	3	10	234	R	L	2	334	78	40	20	16	3	3
#43	RF	4	4	6	9	5	8	7	8	309	R	R	14	239	80	43	33	14	0	0
#18	CF	7	4	5	7	3	3	6	4	301	R	R	7	226	68	28	24	13	2	2
#24	1B	5	4	1	5	5	8	7	2	205	L	L	9	151	31	20	25	4	0	1

BOSTON RED SOX

Player #	Position	Speed	Arm	Error	Catching	Batting	Slugging	Stamina	Control	AVG	Throws	Bats	HR	At Bats	Hits	Runs	RBI	28	38	S8
#5	2B	9	5	6	4	6	5	10	6	285	R	R	5	480	137	81	45	31	5	16
#39	LF	7	7	4	5	7	6	7	7	315	R	L	13	540	170	77	72	38	6	5
#10	DH	6	6	6	7	7	8	5	9	273	R	L	13	461	126	44	69	29	1	2
#42	1B	7	9	6	5	7	6	5	7	297	R	L	29	539	160	86	101	34	1	4
#23	RF	6	6	8	4	6	4	4	5	210	R	R	21	466	98	66	55	17	1	5
#34	3B	5	7	2	9	6	3	3	10	278	R	L	9	526	146	67	62	28	3	5
#22	CF	8	8	2	7	7	6	9	7	287	R	R	9	508	146	71	56	24	3	13
#6	C	5	5	5	7	7	8	4	6	181	R	R	4	304	55	20	19	11	0	1
#21	SS	8	8	6	7	6	4	9	8	278	R	R	11	468	130	50	67	40	3	3
#13	P	8	8	6	6	6	6	6	8	178	R	R	0	0	0	0	0	0	0	0
#28	RF	7	8	7	8	6	4	5	7	241	R	R	2	266	69	40	26	24	2	5
#3	C	6	6	7	7	4	4	4	5	222	R	R	3	176	39	13	23	7	0	0
#18	CF	4	4	6	9	4	5	7	8	244	R	R	1	303	74	31	19	5	0	1
#2	1B	7	7	6	7	5	8	6	4	208	R	R	1	330	27	13	7	8	1	1
#11	2B	5	4	5	5	5	8	7	2	331	R	L	1	127	42	14	16	10	0	1



GLOSSARY OF TERMS

PLAYERS' POSITIONS

Player	Number designation of the player.
Position	Field position of the player.
P	Pitcher
1B	1st Baseman
2B	2nd Baseman
SS	Shortstop
3B	3rd Baseman
C	Catcher
RF	Right Fielder
CF	Center Fielder
LF	Left Fielder
DH	Designated Hitter
RP	Relief Pitcher
SP	Starting Pitcher

PLAYERS' ATTRIBUTES

Speed	Running Speed (scale of 1-10; 10 = fastest).
Arm	Throwing Strength (scale of 1-10; 10 = strongest).
Error	The probability of the player making an error (higher # = less likely to make an error play)
Catching	Rating of catching ability (scale 1-10; 10 = best catching skills).
Batting	Rating of batting ability (scale 1-10; 10 = best batting skills).
Slugging	Rating of batting strength (scale of 1-10; 10 = the best).
	<i>Note:</i> A powerful hitter is more likely to have a higher slugging average.
Stamina	The player's endurance; length of time the player can go before fatigue sets in (higher # = more stamina).
Control	Rating of ball control when pitching.



SEASONAL STATISTICS

The following terms refer to the averages scored over the course of the season.

AVG	Batting average.
Throws	Left handed or right handed (L or R).
Bats	Left handed or right handed (L or R).
HR	# of home runs.
At Bats	# of times at bat.
Hits	# of hits.
Runs	# of runs scored.
RBI	# of runs batted in.
2B	# of doubles hit.
3B	# of triples hit.
SB	# of stolen bases.
ERA	Earned run average (# of runs allowed per nine innings.)
Wins	Pitched games won.
Losses	Pitched games lost.



ESPN BASEBALL TONIGHT

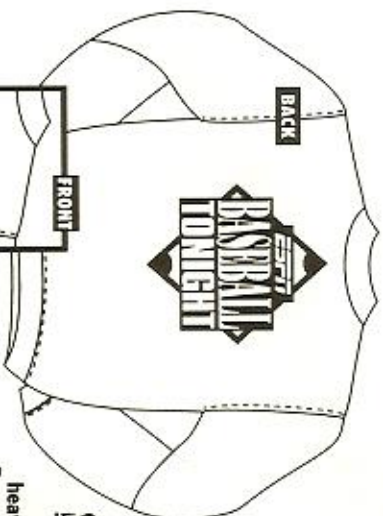
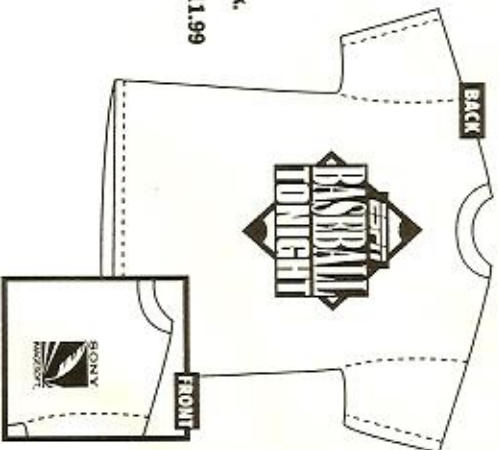
ESPN BASEBALL TONIGHT

NOTES



T-Shirt

White, 100% heavyweight cotton, with full-color Imagesoft logo on front and Baseball Tonight logo on back.
Made in the USA.
Sizes: Adult L, XL. \$11.99



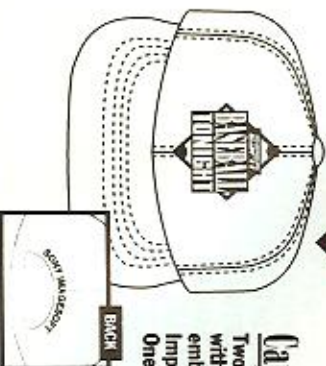
Sweatshirt

White, 100% heavyweight cotton fleece, with full-color Imagesoft logo on front and Baseball Tonight logo on back.
Made in the USA.
Sizes: Adult M, L, XL. \$24.99



Cap

Two-toned cap with full-color embroidered logo. Imported.
One size fits all. \$11.99



To order, call 1-800-660-3444, Ext. 701

Credit card orders only, please (VISA, MasterCard and American Express). Plus \$3.00 Shipping and Handling on orders inside the continental U.S. Allow 4-5 weeks for delivery. Offer expires 12/31/94.

Two Bryant Street,
San Francisco, CA 94105



SIGNATURES™



Sony Signature is a trademark of Sony. ESPN Baseball Tonight is distributed by Sony Imagesoft, 2100 Colorado Avenue, Santa Monica, CA 90404. Sony is a registered trademark of Sony Corporation. Imagesoft is a trademark of Sony Electronic Publishing Company. ©1994 Sony Electronic Publishing Company. ESPN, SportsCenter and Baseball Tonight are trademarks of ESPN, Inc. All Rights Reserved. Licensed in conjunction with Names International, Inc. and International Computer Group, Inc.

LIMITED WARRANTY

Sony Imagesoft warrants to the original purchaser of this Sony Imagesoft product that this Game Cartridge is free from defects in material and workmanship for a period of ninety (90) days from the date of purchase. This Sony Imagesoft product is sold "as is," without expressed or implied warranty of any kind, and Sony Imagesoft is not liable for any losses or damages of any kind resulting from the use of this product. Sony Imagesoft agrees for a period of ninety (90) days to either repair or replace, at its option, free of charge, the Sony Imagesoft product. Send product postage paid, along with dated proof of purchase, to the address shown below.

This warranty shall not be applicable and shall be void if the defect in the Sony Imagesoft product has arisen through abuse, unreasonable use, mistreatment or neglect. THIS WARRANTY IS IN LIEU OF ALL OTHER WARRANTIES AND NO OTHER REPRESENTATIONS OR CLAIMS OF ANY NATURE SHALL BE BINDING ON OR OBLIGATE SONY IMAGESOFT. ANY IMPLIED WARRANTIES APPLICABLE TO THIS SOFTWARE PRODUCT, INCLUDING WARRANTIES OF MERCHANTABILITY AND FITNESS FOR A PARTICULAR PURPOSE, ARE LIMITED TO THE NINETY (90) DAY PERIOD DESCRIBED ABOVE. IN NO EVENT WILL SONY IMAGESOFT BE LIABLE FOR INCIDENTAL OR CONSEQUENTIAL DAMAGES RESULTING FROM POSSESSION, USE OR MALFUNCTION OF THE SONY IMAGESOFT SOFTWARE PRODUCT.

Some states do not allow limitations as to how long an implied warranty lasts and/or exclusions or limitations of consequential damages, so the above limitations and/or exclusions of liability may not apply to you. This warranty gives you specific legal rights, and you may also have other rights which vary from state to state.

Sony Imagesoft
2100 Colorado Avenue, Third Floor
Santa Monica CA 90404
Customer Service (310) 449-2393

60

ESPN BEST OF SPORTSCENTER

SPECIAL OFFER!

Sony Imagesoft is pleased to offer a special 1993 edition of ESPN's *Best of SportsCenter home video*, featuring 25 minutes of highlights from its award winning flagship program.

The video chronicles the best plays and big stories from 1993. Highlights include Super Bowl XXVII, the retirement of Michael Jordan, the NCAA Championships, the Stanley Cup and the World Series. The SportsCenter team invites you to share their insight into the personal ties, the glory, the tragedy, and the excitement of the year in sports.



To get your copy, send in this coupon (no photocopies will be accepted) along with \$3.95 for postage and handling to:

Sony Electronic Publishing
P.O. Box 4000
Carrollton, GA 30117-4000

Name: _____

Address: _____

City: _____

State: _____

Zip: _____

Phone: (_____) _____

Void where prohibited. Limited to residents of the United States and to one copy per household. While supplies last.

Printed: U.S. #1 4 442 489-454/524 4 482 078/1 076 535. Europe #802/4. Canada #1 1183 276/1 082 351. Hong Kong #81 4302. Germany #2 609 826. Singapore #88 135. U.K. #1 530 995. France #1 607 028. Japan #1 632 396/82 209606. (Phone#)

61