


**CAPCOM**

SNSP-FT-AUS



*Final*  
**Fight**

INSTRUCTION BOOKLET



**SUPER NINTENDO**<sup>TM</sup>

ENTERTAINMENT SYSTEM

**PAL VERSION**

WARNING: PLEASE CAREFULLY READ THE CONSUMER INFORMATION AND PRECAUTIONS BOOKLET INCLUDED WITH THIS PRODUCT BEFORE USING YOUR NINTENDO® HARDWARE SYSTEM, GAME PAK OR ACCESSORY.



© CAPCOM 1989. 1990 ALL RIGHTS RESERVED.

## TABLE OF CONTENTS

GETTING STARTED.....	2
YOU ARE NOW ENTERING METRO CITY.....	3
IT'S CLOBBRIN' TIME!.....	4
BASIC CONTROLS.....	5
PROFILE OF HAGGAR.....	6
PROFILE OF CODY.....	7
POWER UP ITEMS.....	8
THE BIG BAD BOSSES OF METRO CITY.....	9
SURVIVAL TACTICS.....	10

LICENSED BY



NINTENDO®, SUPER NINTENDO ENTERTAINMENT SYSTEM™, THE NINTENDO PRODUCT SEALS AND OTHER MARKS DESIGNATED AS "TM" ARE TRADEMARKS OF NINTENDO.



THIS SEAL IS YOUR ASSURANCE THAT NINTENDO HAS APPROVED THE QUALITY OF THIS PRODUCT. ALWAYS LOOK FOR THIS SEAL WHEN BUYING GAMES AND ACCESSORIES TO ENSURE COMPLETE COMPATIBILITY WITH YOUR SUPER NINTENDO ENTERTAINMENT SYSTEM.

## GETTING STARTED

1. Insert your Final Fight game pak into your Super Nintendo Entertainment System and turn the power on.
2. When the title screen appears, press the **START** button.



3. Once you begin the game, you will be asked to select your character. Press the Control Pad left or right to highlight the character of your choice, press the **START** button and get ready to hit the streets!



4. To end the game at any time, simply turn off the power on your Super Nintendo Entertainment System.

## YOU ARE NOW ENTERING METRO CITY.

For years, Metro City has been known as the Crime Capital of the World. At the heart of the city's crime problem has been the notorious Mad Gear gang. Each day they tighten their grip on the city.




But one man has risen to break the Mad Gear's strangle hold on the city. Mayor Mike Haggar, a former street fighter, has vowed to track down and arrest every member of the Mad Gear Gang. When the leader of the Mad Gear gang learned of Haggar's plan, he quickly moved to bring the new mayor under his control.




Now Haggar's daughter Jessica is missing and the Mad Gear gang have got her! But they've made one mistake. They've made Haggar fighten' mad and now nothing is going to stop him from getting her back!

# IT'S CLOBBERIN' TIME!

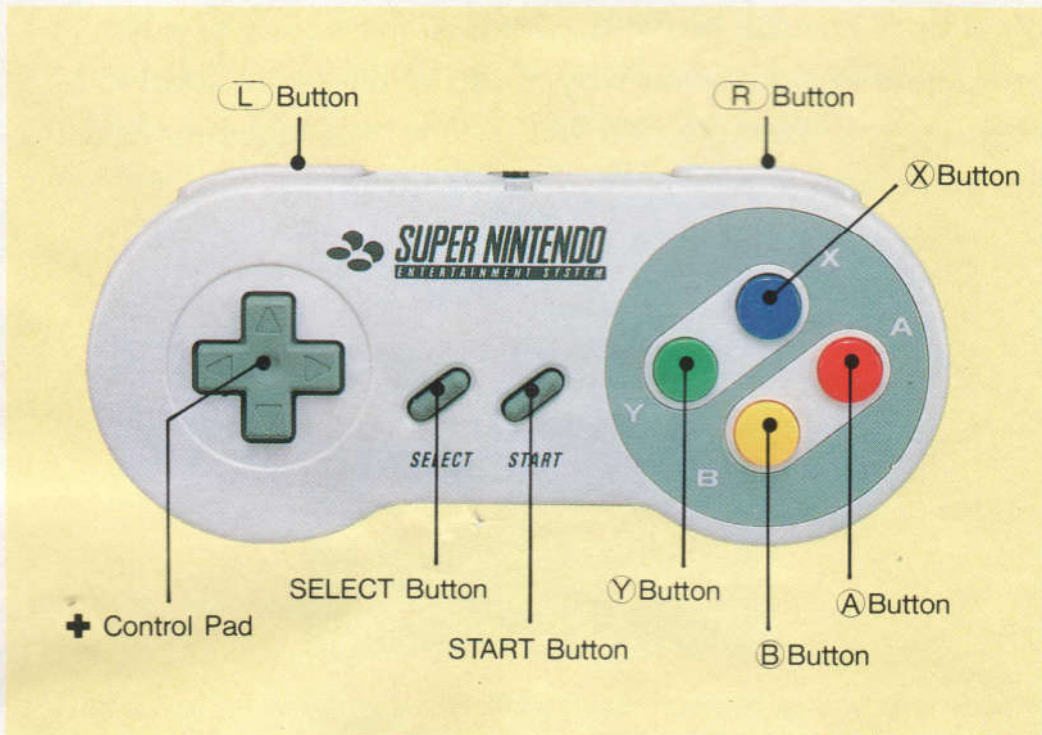
It's a bare knuckle brawl as you bust the heads of any punks that stand in your way. Grab a little extra food to keep up your strength and with a little luck you may find the mysterious leader of the Mad Gear gang.



- 1. POINTS** - The number of points you have earned.
- 2. LIVES** - The number of lives you have left.
- 3. HIGH SCORE** - The current high score.
- 4. STRENGTH METER** - This meter indicates how much strength you have. When the yellow bar disappears, you will lose one life.
- 5. TIME** - How much time is left for you to finish the level.
- 6. ENEMY STRENGTH METER** - This meter indicates the strength of the enemy you are currently fighting. When the yellow bar disappears, so will the enemy.



# BASIC CONTROLS



## To Do This:

**Punch**

**Jump**

**Walk in any direction**

**Grab an enemy**

**To pick up an item**

**To pause the game**

## Do This:

Press the **Y** Button.

Press the **B** Button.

Press the Control Pad left, right, up or down.

Use the Control Pad to press against an enemy.

Stand over the item and press the **Y** button.

Press the **START** button.

## PROFILE OF HAGGAR



### HAGGAR

Age: **46**

Height: **6' 8"**

Weight: **267 lbs.**

Mike Haggar is a former champion street fighter. After spending five years on the professional wrestling circuit, Haggar has returned home and is currently Mayor of Metro City.

### HAGGAR'S WRESTLING TECHNIQUE

**The Head Butt** - Grab an enemy and then press the **Y** button.

**The Jump Kick** - Press the **B** button, then press the **Y** button.

**The Lunge** - Press the **B** button, then press down on the control pad while pressing the **Y** button.

**The Back Drop** - Grab the enemy and then press the Control Pad in any direction and press the **Y** button.

**The Pile Driver** - Grab the enemy and press the **B** button. While in the air, press down on the Control Pad and hit the **Y** button.

**Super Spin** - Press the **Y** and **B** buttons at the same time.

## PROFILE OF CODY

### CODY

Age: **22**

Height: **6'0"**

Weight: **187 lbs.**



Cody has been training in the martial arts since age 9. He holds a fifth-degree black belt in Karate and is a skilled knife fighter. He is currently dating Haggar's daughter, Jessica.

### CODY'S BOXING TECHNIQUE

**Shoulder Throw** - Grab an enemy and then press the **Y** button while pressing the Control Pad **left** or **right**.

**The Jump Kick** - Press the **B** button, then press the **Y** button.

**The Flying Kick** - Press the **B** button while pressing the Control Pad **left** or **right**. When in mid-air press the **Y** button.

**The Knee Drop** - Press the **B** button, then press down on the Control Pad while pressing the **Y** button.

**Knee Bash** - Grab an enemy and press the **Y** button.

**Super Kick** - Press the **Y** and **B** buttons at the same time.



## POWER UP ITEMS

As you bash your way through the streets of the city, you can collect power-up items which are concealed inside wooden crates, metal drums and other objects. Collect these items to earn points for extra lives or to refill your strength meter.

You may also find weapons such as knives, pipes and swords to use in battle. Just pick them up and hit the **Y** button to start swinging!

### FOOD ITEMS

<b>Barbecue</b>	Refills your entire strength meter.
<b>Pizza</b>	Refills half your strength meter.
<b>Hamburger</b>	Refills half your strength meter.
<b>Curry</b>	Refills half your strength meter.
<b>Banana</b>	Refills 1/4 of your strength meter.
<b>Apple</b>	Refills 1/4 of your strength meter.
<b>Grapes</b>	Refills 1/4 of your strength meter.
<b>Soda</b>	Refills 1/9 of your strength meter.
<b>Vitamins</b>	Refills 1/9 of your strength meter.
<b>Gum</b>	Refills 1/9 of your strength meter.

### BONUS POINT ITEMS

<b>Diamond</b>	10,000 pts.	<b>Dime</b>	3,000 pts.
<b>Gold Bar</b>	10,000 pts.	<b>Radio</b>	1,000 pts.
<b>Necklace</b>	5,000 pts.	<b>Hat</b>	1,000 pts.
<b>Ring</b>	5,000 pts.	<b>Hammer</b>	1,000 pts.
<b>Money</b>	3,000 pts.		

# THE BIG BAD BOSSES OF METRO CITY



## Thrasher

Height: **6' 5"**  
Weight: **260 lbs.**

A big blond bully, Thrasher controls the slums of Metro City. He's not much of a fighter but when he whistles, people listen!



## Katana

Height: **6' 1"**  
Weight: **190 lbs.**

The sword swingin' samurai rules over the subway of the city. Be careful or he'll cut you down to size!



## EDI-E

Height: **6' 3"**  
Weight: **200 lbs.**

A security guard gone bad, EDI-E controls the West Side territory with an iron fist. But watch out! He's got a gun and he's not afraid to use it.



## Abigail

Height: **6' 8"**  
Weight: **280 lbs.**

With a name like Abigail, he's gotta be tough. And this brawny bruiser is just waiting to bowl you over in the Bay Area.

## SURVIVAL TACTICS

Be careful about using Haggar's and Cody's super moves. Each time you use them they will deplete your strength.




Wait until your strength bar is low before you pick up the food you find.



Don't try and stand toe-to-toe with the bosses. Instead, hit them a couple times and then move off.



Each punch and kick does a different amount of damage. Experiment with different combination to find out which are the most lethal.



**CAPCOM**

MATTEL PTY. LIMITED, 461 PLUMMER STREET  
PORT MELBOURNE, VIC. 3207 AUSTRALIA  
VIDEO ONE, 48 GEORGE ST, MT. EDEN, AUCKLAND, N.Z.

PRINTED IN JAPAN