



FULL THROTTLE

ALL-AMERICAN RACING

GAMETEK[®]

INSTRUCTION BOOKLET
SPIELANLEITUNG
MODE D'EMPLOI



SUPER NINTENDOTM
ENTERTAINMENT SYSTEM

The background of the entire page is a close-up, slightly blurred image of the United States flag, showing the stars and stripes in shades of blue, white, and red. The text is overlaid on this background.

FULL THROTTLE CONTENTS

ENGLISH 1

FRANÇAIS 13

DEUTSCH 25

The background of the entire page is a stylized American flag, featuring a blue field with white stars in the upper left and right corners, and a red field with white stripes in the lower half. The text is overlaid on this background.

FULL THROTTLE

PUSH YOUR ENGINE'S LIMITS!

Full Throttle Racing roars across the USA bringing an arcade style water bike and motorcycle racing game to the Super Nintendo Entertainment System. Compete against your rivals as the tour moves from city to city. Over ten different locations are represented ranging from the Appalachian Mountains in North Carolina and the hilly streets of San Francisco, to the barren heat of Death Valley.


Spectacular effects put you right in the action. Get ready to rev your engine high and kick away your opponents as you strive for the Race America Cup at the tour's completion.

RACE AMERICA

The Race America circuit is broken into two separate classes that race together on motorcycles and water bikes at each stage on a tour across America. Both divisions compete on the same course as the tour moves from city to city. The Class A racers (you and the rivals) earn points toward the overall championship based on how they fare against one another during each race. The Class B racers are allowed to race along side the Class A stars to gain experience and gain enough points in their own league to eventually get promoted to Class A. Each year the winner of Class B is automatically promoted to Class A. Emerging as the overall best Class B racer last year, you were given Class A Status. Due to your rookie status, you must start at the back of the pack throughout your initial season on tour. The pole position is determined by seniority. The Class B racers are still jealous of your success. So do not be surprised if they try to knock you off your vehicle. Expect the other Class A racers to do what ever they need to do to win. This is the RAA, rookie!

GIVE 'EM A GOOD SHOW

The Race America Circuit is televised nationally. Since its beginning, the extreme amount of violence has been its trademark. No where else could you get this kind of mindless action. To satisfy the crowd the RAA (Race America Association) have placed obstacles on the course to keep the race exciting. The RAA loves racers who give a good show. If you decide to take the extra risks that the RAA includes on each track they will reward you. Some of the Class B racers simply take on all the hazards the RAA has to offer to get enough money to become Class A racers.




MAIN MENU



One player/Two Player
- Toggle the number of players.

Move the D Pad to highlight the required option and press B to select



Controls -

There are five different options to choose from when configuring your controls. Below are the explanations of each of the functions.

Left/Right: (D Pad)

Used to control your vehicle from left to right on the track.

Kick Left/Kick Right: (L/R Button) Use kicking to disrupt and even dismount rival racers.

Pause: In all configurations, the Start button will pause the game.


Brake: (Button B) Slows you down for quicker turns.

Accelerate: (Button A) Keep the throttle on full if you want to win.

Nitro: (Button X) Activates one nitro for a limited amount of time. You only need to press it once, and keep accelerating to pass a tough rival.

Music/Sound Effects

Toggle between sound effects and music. Only one can be activated during a race.



Name

Enter your name for the season. The "<" symbol will clear the name entry field. Choose "end" when done.



Continue

Allows you to enter a password. You'll receive a password after each location during a Championship season.

Race

Begins a new race.

RACING

Upon selecting Race from the main menu you will have to select the type of race you are going to participate in.

Combination vs. Solo:



"Combination" racing will allow you to race both water bikes and motorcycles at each location. Choose "Solo" if you're trying to practice just one.

Weekend vs. Championship:



Choose "Weekend" if you would like to jump to a specific stop on tour and just race there. "Championship" will start you in Miami and take you on a tour of the country in search of the Race America Cup.



Workshops:

Bike Workshop

Move the D Pad to highlight the required option and press B to select

Tyres: If you expect bad weather, you should invest in wet weather tyres. Slick tyres will help you in the snow.

Engines: Getting a carburetor, fuel injection, and turbo charging will all increase your engines performance. The more you spend on your engine the faster you will accelerate.

Nitro: These provide a good burst of speed just when you need it. You're gonna need em to pass those rivals gunning for first place.

Body: Increase your body type so that the bumps you take are lessened.

New Bike: The racing is going to get faster in the races to come. When you buy a new bike your max speed will improve.

Exit: Exits to the next race.



Water bike Workshop

Move the D Pad to highlight the required item and press B to select




Shape: The sleeker the shape of your water bike the better it will handle. Invest in a nicely shaped bike if your steering is bad.



Nitro: Most rivals don't take to kindly to being passed. If you are looking to pass a pesky rival, use a nitro.



Body: There's a lot of stuff to crash into out there. If you want to finish the race invest in a body that will make it.



New water bike: The cc's matter when you're talkin max speeds. Invest in a new water bike to leave your rivals in the breakers.

Exit: Exits to the next race.

Items on Track:



Nitro: Nitros are pickups which will give you a burst of speed when you feel it necessary.

Turbo: Unlike nitros a turbo blast will kick in immediately.

Wrench: Wrenches repair some of the damage to your vehicle.

Jumps: The RAA loves jumping they always make it worth your while.

Money: Collect money to improve your equipment between races.




Gates: Going through gates gives you more money.




Vegetation: Don't get caught up in this stuff it will slow your water bike down.



Rivals: There are five others also trying to win the championship.



Class B racer: These guys are in it for the chance to become a RAA professional. Kick 'em out of spite.



Cones and barriers: Hitting one will cause a wipeout, however, the RAA makes it worth your while if you venture into them.



Hoops: The crowd really loves these. You get money bonuses for going through hoops.



FULL THROTTLE RACING CREDITS

Gremlin Graphics

Programmer: Dave Thomas

Graphics: Bob Thomas

3D Graphics: Sidney Franklin

Producer: Peter Cook

Music and SFX: Neil Biggin

Gametek

Producer: Bobby King

Creative Director: Steve Curran

Chainsaw Editing: Pax

Production Manager: Sherry Kross

Illustrator: Michael Backus

Package Design: John Tombley

Funky Walk: Rod Humble

Cacti Consultant: Bill "I was born in Nevada, kinda."
McCormick

The background of the entire page is a close-up, slightly blurred image of the American flag, showing the stars and stripes in a wavy pattern.

GAMETEK[®]

GAMETEK LTD., 5 BATH ROAD SLOUGH, BERKS SL1 3UA UNITED KINGDOM.

GAMETEK DEUTSCHLAND GmbH
KÜNKELSTRASSE 125,
41063 MÜNCHEN GLADBACH.

PRINTED IN JAPAN
IMPRIME AU JAPON