



IREM
IREM AMERICA CORP

INSTRUCTION BOOKLET
SUPER NINTENDO
ENTERTAINMENT SYSTEM

Contents

<i>Are you ready for Rocky?</i>	4
<i>A hair-raising mob.</i>	5
<i>The controller according to Rocky Rodent.</i>	6
<i>Check out these cool moves with the control pad.</i>	7
<i>Learn how to throw hair.</i>	8
<i>Techniques your hairdresser would never know for sure.</i>	10
<i>Get these if you can!</i>	12
<i>How about this for ratted hair?</i>	13
<i>Life in the big city.</i>	16
<i>Meet a plucky friend.</i>	18

WARNING: PLEASE READ THE ENCLOSED CONSUMER INFORMATION AND PRECAUTIONS BOOKLET CAREFULLY BEFORE USING YOUR NINTENDO® HARDWARE SYSTEM OR GAME PAK.



LICENSED BY



NINTENDO, SUPER NINTENDO ENTERTAINMENT SYSTEM AND THE OFFICIAL SEALS ARE REGISTERED TRADEMARKS OF NINTENDO OF AMERICA INC
© 1991 NINTENDO OF AMERICA INC

© 1993 IREM AMERICA CORP.

THIS OFFICIAL SEAL IS YOUR ASSURANCE THAT NINTENDO HAS APPROVED THE QUALITY OF THIS PRODUCT. ALWAYS LOOK FOR THIS SEAL WHEN BUYING GAMES AND ACCESSORIES TO ENSURE COMPLETE COMPATIBILITY WITH YOUR SUPER NINTENDO ENTERTAINMENT SYSTEM. ALL NINTENDO PRODUCTS ARE LICENSED BY SALE FOR USE ONLY WITH OTHER AUTHORIZED PRODUCTS BEARING THE OFFICIAL NINTENDO SEAL OF QUALITY.




8335 154th Ave N.E.
Redmond, WA 98052

Are you ready for Rocky?

I'm a hairball with an appetite. A hairdo with an attitude. A rodent on the road looking for food. My favorite digs: restaurants. My favorite people: restaurant owners. I'm a mouth on wheels looking for meals. When I see what I like, I eat it. So when the owner of my favorite grub house gets into trouble with the Mafia, I grab my hairspray and speed into action. My favorite pastime: eating & running.



A hair-raising mob!



The mob is after Rocky's restaurant owner of choice, Pie Face Balboa, also known as Pie. He's not making

his protection payments for his restaurant, Rose's, and the mob doesn't see too well when it comes to seeing Pie's side of the story.

Rocky feels obligated to help because he got a little carried away one day and ate Pie's mail. Too bad, the mob bill was in the mail. Now the mob, and its head pizza, Don Garcia, has Pie Face Balboa's daughter. He wants her back. So




does Rocky. She's the cook!

And he's been promised free eats for her safe return.

"Let's move hair. We have people to save, a mob to bob and pizza to squeezea."




61060



400282

The controller according to Rocky Rodent.



The Control Pad

- ▲ Make me look up.
- ◀ Move me to the left.
- ▶ Move me to the right.
- ▼ Make me look down.

The Select button

Push to skip through story. Luckily, it slows down automatically for important stuff.

The Y button makes me attack or dash.

I can do a hair clobber. Or when you continuously press and hold the button while I'm walking, I can dash. Hair on wheels.


The B button makes me jump.

I'll jump and stomp my enemies. If you press the button longer, I can jump even higher. Also press it to go to the next line of text.



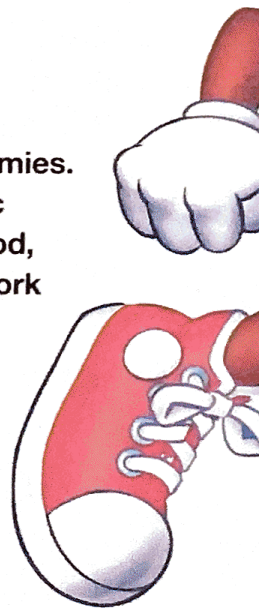
Have you got all that?
Okay, try these.

Check out these cool moves with the control pad.




Trample

I'll jump up and trample my enemies. This is the basic attacking method, but it doesn't work on everybody. Stay cool and choose the right bad guys because some can do damage to my "do."



Dash

When things get too tough, I turn up the heat and blow the pizza stand. I'm outta there!



Learn how to throw hair.

Here are a few killer “dos” that will keep you (and Rocky) two steps ahead of the mob. These guys don’t have much of a sense of humor. They play tough. So you’ll want to remember your hairspray. And when the going gets hairy, run!

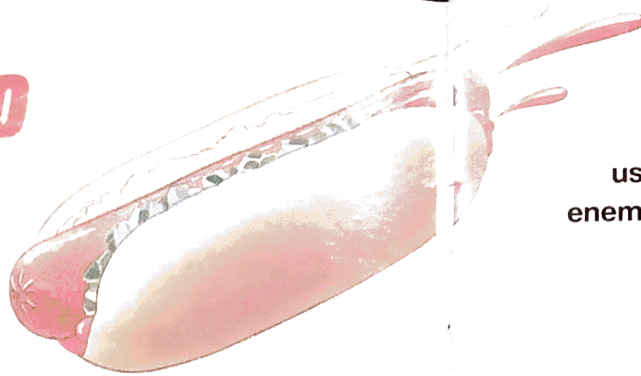
THE HAIRDO:

A simple but effective way to trample, walk all over and flatten face. Rocky calls it the “Locks Step.” The mob calls it trouble.




SPIKE:

Watch the hair fly. Press the **B button** to give your enemies a quick hit and a high toss. Press the **Y button** for a grab or scoop move. Then duck underneath the boss for a spike—that hair doesn’t tickle. He’ll drop his cigar for sure. Now press the **Y button** again to heave mobsters into each other. Knock heads.



BRAID:

Press the **Y button** to use your hair to polish off enemies. This is more than a bad case of split ends.




MOHAWK:

Ready. Aim. Fire up the “do.” Press the **B button** to hit your enemies. Press the **Y button** to throw your hair at them.

SPRING:

Press the **B button** to deflect enemies. Press the **Y button** to do the same in a stooped position. When you are up in the air, press the **Y button** to flip upside down and hit enemies. A springy “do!”




BIRD NEST WIG:

Put it on your head to hatch plots. A bird will become your friend and attack your enemies.

Techniques your hairdresser would never know for sure.


SPIKEY MOHAWK:

When you are stuck to a yellow block by your hair, press the **B button** to jump up.



MOHAWK:

When your hairdo is stuck to a yellow block, step on the hair to jump up. To put it back on your head, either press the **Y button** or leave this screen. Split!



SPIKE:

Press the **Y button** to scoop up certain creepy crawlies such as mice, moles, frogs, etc. Duck under them when they fall for a spike shot. Then press the **Y button** again to throw these enemies at others.

BRAID:

You can hang your hair from a hook and swing from side to side. While you're swinging, press the **B button** to jump. Depending on your timing, it's possible to jump high, far or even to another hook.



SPRING:

Press the **Y button** to deflect enemies from a stoooped position when you land with your feet on the ground. When you are up in the air, press the **Y button** to jump around upside down. When your spring hair touches the ground, press the **B button** to make a super-high jump. Timing is critical. To return to the upright position, press the **Y button** when you are in the air.

If your hair needs more attitude (altitude with a punch) just grab the spray can and press start!



Get these if you can!




GOLDEN GARBAGE CAN:

It contains a variety of items. Step on the can, and they're yours. Lucky! It will reappear limitlessly every time Rocky returns to its screen.


GIFT BOX:

There's only one chance to get it open. Don't miss it, because it won't reappear once Rocky hot foots it out of there.




BANANA:

Give enemies the slip. When Rocky steps on it, he steeeeps on it!



MEGAPHONE:

Check out the rodent shout. It'll knock out all the enemies on the screen. What?



HEART:

Get another life!



How about this for ratted hair?

I'm a hairdo conscious guy. Use hairspray or clippers to try to maintain my cool hairdo, because that's the source of my power. Enemies can trim me easily when I'm bald. Watch the hairdo!

SPIKE: Spray Rocky's hairdo.



Jump to hit enemies. The mob will fly out of the picture fast.



Press the **Y button** to scoop up certain enemies. Go underneath them when they fall to spike them. Then press the **Y button** again to throw the bad guys at each other. Booonnkk!


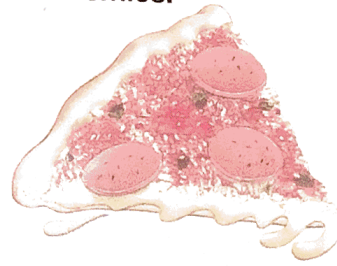


When Rocky gets stuck to a yellow block by his hair, press the **B button** to make him jump up. Awesome, dude!

MOHAWK: Clip it!



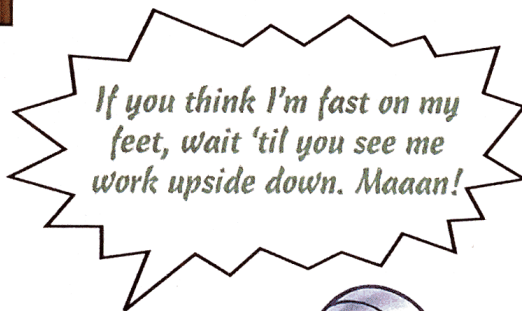
Jump to hit enemies.




Press the **B button** to boomerang Rocky's hair.




When it's stuck to a yellow block, step on it and press the **B button** to jump up.




If you think I'm fast on my feet, wait 'til you see me work upside down. Maaan!



BRAID: Get a flowerpot.



Press the **Y button** to whip enemies.



When Rocky jumps, press the **Y button** to hang from a hook and swing from side to side. Then press the **B button** to jump high, far or even to another hook.

SPRING: Pour on the chemicals!




Press the **Y button** to deflect enemies.



When Rocky jumps up in the air, press the **Y button** for an upside down move. When the spring touches the ground, press the **B button** at the right time to make a super-high jump.



Life in the big city.



STAGE 1: Downtown— Sunset Freeway


Welcome to Rocky's home turf, the big city. It's full of Rocky style action. Rodents, garbage cans, restaurants and rowdy crowds.

Nice, huh? Don't forget to check out the sunset as you spin along the freeway. Well, Rocky's gotta run! And eat!

STAGE 2: The Ghost Apartment

It's dark. It's spooky. It's got funny noises


coming from the back. Who you gonna call? Rocky sez: watch out for the piano. It does more than play haunting tunes.



STAGE 3: The Metropolitan Tower

Have you heard about the monster egg on the top? It's too big even for Rocky's appetite. It's a tough one to crack no matter how you


fix it—over easy, scrambled or with ham. It's a long way to the top, so get cracking.



STAGE 4: The Red Hot Chili Factory

Mr. Don Garcia (also known as the bad pizza man) runs this company. They make chili sauce. The hottest in town. Don't let that hairball rodent fall in

because it's too red hot for even that cool dude. Watch out for the machines! They bite like godzilla.



STAGE 5: The Sewer

Yuck. This is a place only a cockroach could love. You have to slog your way through the sewer to get to Garcia's place. And don't let Rocky fall into the

stinky mire. It feels worse than it smells, And it smells BAAAAD—except to the alligators. Those leathernecks love it—almost as much as they love rodents. Chomp.



STAGE 6: The Clock Tower

Time to hustle. This is your big chance to get Garcia and save Pie Face's daughter, Melody! Success is good for free eats—around the clock. Watch for

unidentified flying hazards from above. They aren't pizzas.

I've got the spike. I know how to speed. Send me some chili, that's all I need.



Meet a plucky friend.

Check it out!

It's Pecky. Time to hatch a plot!



Don't get attacked by enemies while brooding.



Pecky will hatch soon.



Pecky is a friend that takes initiative to attack.

I usually don't hang with bird brains, but this hatchling has a mean beak.

LIMITED 90-DAY WARRANTY

Irem America Corporation ("IREM AMERICA") warrants to the original consumer purchaser for a period of ninety (90) days following the original retail purchase of this Game Pak ("PAK") that the PAK is free from substantial errors or defects that will materially interfere with the operations of the program as described in the enclosed user documentation. If you believe you have found any such error or defect in the program during the warranty period, call Irem America's Technical Support Department, (206) 882-1093 between the hours of 9:00AM and 5:00PM (Pacific Time), Monday through Friday. The technical personnel of Irem America will attempt to help you correct or avoid the problem. If any such error or defect cannot be corrected or reasonably avoided by the customer, Irem America will inform you how to obtain a corrected Pak (or, at Irem America's option, Irem America may authorize a refund of your purchase). This warranty shall not apply if the Pak has been damaged by negligence, accident, unreasonable use, modification, tampering, or by causes unrelated to defective materials or workmanship.

LIMITATIONS ON WARRANTY

Unauthorized representations: Irem America warrants only that the program will perform as described in this user documentation. No other advertising, description, or representation, whether made by Irem America dealer, distributor, agent, or employee shall be binding upon Irem America or shall change the terms of this warranty.


Implied warranties limited: Except as stated above, Irem America makes no other warranty, express or implied, regarding this product. Irem America disclaims any warranty that the software is fit for a particular purpose, and any implied warranty of merchantability shall be limited to the ninety (90) day duration of this limited express warranty and is otherwise expressly and specifically disclaimed. Some states do not allow limitations on how long implied warranty lasts, so the above limitation may not apply to you.

No consequential damages: Irem America shall not be liable for special incidental, consequential, or other damages, even if Irem America is advised of or aware of the possibility of such damages. This means that Irem America shall not be responsible or liable for lost profits or revenues, or for damages or costs incurred as a result of loss of time, data, or use of the software, or from any other cause except the actual cost of this product. In no event shall the liability of Irem America exceed the purchase price of this product. Some states do not allow the exclusion or limitation of incidental or consequential damages, so the above limitation or exclusion may not apply to you.

The provisions of this warranty are valid in the United States only.

For technical support on this or any other products of Irem America, call (206) 882-1093.

IREM AMERICA CORPORATION
8335 154TH AVE N.E.
REDMOND, WA 98052-3865



IREM AMERICA CORP

8335 154th Avenue N.E.

Redmond, WA 98052

Printed in Japan

© 1993 IREM America