

# THE SMURFS TRAVEL THE WORLD

LOS PITUFOS  
VIAJAN POR EL MUNDO

I PUFFI  
A ZONZO PER IL MONDO



**SUPER NINTENDO**<sup>TM</sup>  
ENTERTAINMENT SYSTEM

INSTRUCTION  
BOOKLET



# THE SMURFS TRAVEL THE WORLD

## Summary




<b>The Story</b> .....	<b>4</b>
<b>Controls</b> .....	<b>5</b>
<b>Starting the game</b> .....	<b>6</b>
<b>Score bar</b> .....	<b>8</b>
<b>Possible actions</b> .....	<b>10</b>
<b>Bonuses</b> .....	<b>12</b>
<b>Hints and Tricks</b> .....	<b>13</b>

# THE SMURFS

## TRAVEL THE WORLD

### The story



Inquisitive Smurf sneaks into Papa Smurf's laboratory with Smurfette. They want to learn more about the Magic Crystal experiments. This mysterious talisman has the power, so it is said, to teleport through time and space. Our two excited friends approach this sparkling object and want to touch it no matter what the cost! Catastrosmurf! There is an accident and the Crystal breaks. Our two Smurfs find themselves teleported to countries far away from their delightful little village!

Getting them home again will not be easy! The smurfing will be long and exciting. They travel the world with but one purpose: to collect the fragments of crystal scattered in each country they visit. They will then be able to put Papa Smurf's Magic Crystal back together, which is the only way they will be able to reverse the process which sent them to the other side of the world... Will they succeed? Luckily you are here and will certainly be able to help them return to the village... Get Smurfing!



# THE SMURFS TRAVEL THE WORLD

## Controls

- **Control pad :**

Moves the cursor

Moves the cursor through the various menus

- **Start Button :**

To start the game

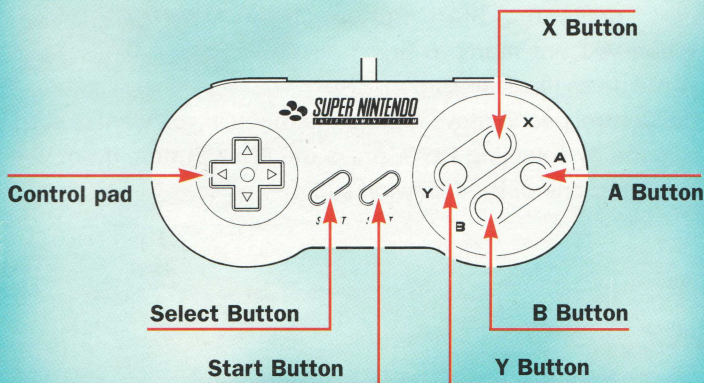
To confirm options

To pause

- **A Button :** To kick

- **B Button :** To jump

- **Y Button :** To move the main character faster.



# THE SMURFS

## TRAVEL THE WORLD

### Starting the game



To set off around the world with Inquisitive Smurf and Smurfette and above all to collect all the precious crystals which are the only way you can get back to the village, insert the cartridge into the Super Nintendo Entertainment System game console and turn the switch to ON.

You will then see the copyright, language choice and selection menu screens displayed in turn. To smurf from one screen to the next, press the Start Button. When you are ready to begin a game press the Start Button. Use

the Control pad to move around the menu. If you want to start a game by selecting PLAY, press the Start Button. If not you can enter one of the following sub-menus



# THE SMURFS

## TRAVEL THE WORLD

### • Options

This menu allows you to change the following parameters :

- **Music** : you can keep it during the game (ON) or stop it (OFF).
- **Level** : You can choose from three levels of
- **Difficulty** : Easy, Medium, Hard.
- **Character** : You can choose between Inquisitive Smurf and Smurfette.



### • Password

- Press left or right on the control pad to shift the cursor to the position of your choice.
- Press up or down on the control pad to select one of the Smurfs.
- Press START to confirm your choice.

### Score bar

The score bar gives you the following information :

#### Smurf or Smurfette



The Smurf or Smurfette's head is located at the top left of the game screen. The figure to the right of the main character's head shows you how many lives you have left.

#### Hearts



These appear on the top left of the screen beneath the main character's head and shows how many life points you have. You can have a maximum of four.

Each heart equals one life point. You lose life points when you are hit by an enemy. On the other hand, you can win life points back by collecting the hearts which are scattered around or hidden in all the levels.

# THE SMURFS

## TRAVEL THE WORLD

### Crystal counter



This is at the top right of the screen. The figure to the right of the crystal counter tells you how many crystals you will have to collect before you can move to the next level.

### Key



When you find a key, it is displayed in the centre of the screen then disappears until you obtain another key. To smurf more about keys, refer to the Paragraph describing the BONUSSES.

### Pause function



If you want to stop playing for a short while during a game, smurf the START Button. Press this Button again to restart the game.





# THE SMURFS

## TRAVEL THE WORLD

### Possible actions



#### Walk

To make the main character walk, press Left or Right on the Control pad.

#### Crouch

Press Down on the Control pad.



#### Jump

To jump, press the B Button. You can use the Control pad to jump in a particular direction.

#### To do a big jump

To do a big jump, get up to speed by pressing the Y Button, then, as soon as you want to jump press the B Button. You can also use the Control pad to jump in a particular direction.

# THE SMURFS

## TRAVEL THE WORLD



### **Kick**

To kick, press the A Button.

### **Knock out an enemy**

In this round-the-world adventure you will meet various enemies, to eliminate them, jump on their heads!

### **Go up or down (creeper, rope, etc...)**



To climb, you must catch a creeper by pressing Up or Down on the Control pad according to whether you want to go up or down.

### **To surf faster**


Press up or down on the control pad.



# THE SMURFS

## TRAVEL THE WORLD

### Bonuses




#### Heart

Each heart collected gives you an additional life point.

#### Smurf doll

A few Smurf dolls are very well hidden in some levels, if you collect one you win an extra life.



#### Keys

A key is well hidden in each game level. There are three keys per world (1 world = 3 levels). If you obtain three keys you gain access to a BONUS stage. There are several of them to be discovered !




### Hints and tricks



- Don't forget that a kick is very useful in many levels and will sometimes enable you to uncover crystals hidden in unexpected places.

- In a North American level you can cling on to a bird's feet. This is very useful when looking for crystals.
- If you see a totem, remember that although it may bring you a bonus it could also bring down the wrath of the gods.
- Flying on a flamingo's back is sometimes a good way to make life easier!
- Watch out for wasps. If a wasp follows you, there must be a good reason! A little logic and you'll see why!
- A bird in this game will throw things at you. They may come in useful...



**THE SMURFS**  
TRAVEL THE WORLD

**LOS PITUFOS**  
VIAJAN POR EL MUNDO

**i PUFFI**  
A ZONZO PER IL MONDO

## Credits

•  
**PRODUCED BY**

Bruno BONNELL

•  
**DEVELOPED BY**

VIRTUAL STUDIO

•  
**EXECUTIVE PRODUCER**

Edith PROTIERE

•  
**PRODUCTION ASSISTANT**

Nadège de BERGEVIN

•  
**PRODUCTION UNIT**

Xavier CUCUEL

•  
**SPECIAL THANKS TO**

I.M.P.S. and all the Testing Department

Distribué par :  
INFOGRAMES  
84, rue du 1er Mars 1943  
69628 VILLEURBANNE CEDEX



© *Peyo* - 1996  
Licensed through I.M.P.S. (Brussels)

PRINTED IN JAPAN  
IMPRIME AU JAPON