

PROBLEMS or QUESTIONS?

We recommend that you read this instruction booklet to learn and master the operation of this game. Should you have any further problems or questions about playing this Time Warner Interactive game, please call a **Time Warner Interactive game counselor** at **(408) 433-3999** Monday through Friday from **8:00AM - 5:00PM Pacific Time.**



TIME WARNER
INTERACTIVE

675 Sycamore Drive, Milpitas, CA 95035

THIS PRODUCT HAS BEEN RATED BY THE ENTERTAINMENT SOFTWARE RATING BOARD.
FOR INFORMATION ABOUT THE ESRB RATING, OR TO COMMENT ABOUT THE
APPROPRIATENESS OF THE RATING, PLEASE CONTACT THE ESRB AT 1-800-771-3772.

PRINTED IN USA

TM AND © 1994 TIME WARNER INTERACTIVE. ALL RIGHTS RESERVED.
© MLBPA 1994. OFFICIAL LICENSEE — MAJOR LEAGUE BASEBALL PLAYERS ASSOCIATION.



TIME WARNER
INTERACTIVE

INSTRUCTION BOOKLET



SUPER NINTENDO
ENTERTAINMENT SYSTEM

CONTENTS

WARNING: PLEASE READ THE ENCLOSED CONSUMER INFORMATION AND PRECAUTIONS BOOKLET CAREFULLY BEFORE USING YOUR NINTENDO® HARDWARE SYSTEM OR GAME PAK.

THIS PRODUCT HAS BEEN RATED BY THE ENTERTAINMENT SOFTWARE RATING BOARD. FOR INFORMATION ABOUT THE ESRB RATING, OR TO COMMENT ABOUT THE APPROPRIATENESS OF THE RATING, PLEASE CONTACT THE ESRB AT 1-800-771-3772.

Introduction	2
Getting Started	2
Controls	3
At the Plate	3
Base Running	3
On the Mound	4
Fielding the Ball	5
Main Game Menu	6
Team Selection	9
Calling Timeout	10
Home Run Derby	11
Game Breakers	11
Create Teams/Make Trades	12
Game Tips	13
Reading the View Teams Screen	14
Player Statistics	15
Credits	36
Limited Warranty	37



LICENSED BY



NINTENDO, SUPER NINTENDO ENTERTAINMENT SYSTEM AND THE OFFICIAL SEALS ARE REGISTERED TRADEMARKS OF NINTENDO OF AMERICA INC. ©1991 NINTENDO OF AMERICA INC.

THIS OFFICIAL SEAL IS YOUR ASSURANCE THAT NINTENDO HAS APPROVED THE QUALITY OF THIS PRODUCT. ALWAYS LOOK FOR THIS SEAL WHEN BUYING GAMES AND ACCESSORIES TO ENSURE COMPLETE COMPATIBILITY. ALL NINTENDO PRODUCTS ARE LICENSED BY SALE FOR USE ONLY WITH OTHER AUTHORIZED PRODUCTS BEARING THE OFFICIAL NINTENDO SEAL OF QUALITY.



INTRODUCTION

Take on the pros!

You've got nearly 700 real Major League Baseball Players from all 28 Big League rosters at your control. And you can face them all on their turf — from Chicago's friendly confines to the Big Green Monster in Boston.

Step up to the plate as Juan Gonzalez, Frank Thomas, or Cecil Fielder and sink a pearl in the K.C. waterworks, or see what it feels like to stare down the barrel of a loaded cannon when Greg Maddux, Randy Johnson or Roger Clemens lights up the radar at 90 MPH.

You can even create your own Dream Team — how would Jose Canseco look in Florida teal or Ken Griffey, Jr. in Yankee pinstripes? You can replay classic baseball moments with the Game Breakers module and rosters of every division champ since 1989. You can even warm up your glove in Defense Practice mode.

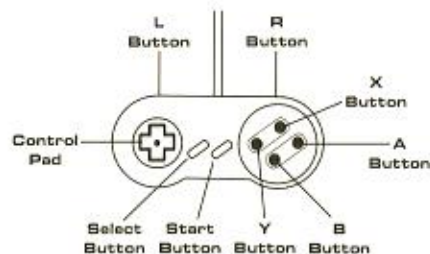
With Super RBI Baseball, it's a whole new ball game ...

GETTING STARTED

1. Make sure the power is turned off on your Super NES. Insert the Super RBI Game Pak and plug one or two controllers into the game port.
2. Turn your Super NES on. Once the title screens appear, press the **START** Button to begin the game.



CONTROLS



AT THE PLATE

TO ADJUST BATTER STANCE: Move the **Control Pad** in the desired direction.

TO SWING THE BAT: Press and hold the **Y Button** for a complete swing.

TO BUNT: Press the **B Button**. Press the **Y Button** again to return the bat to the ready position.

BASE RUNNING

Runner advances/returns to second base

Runner advances/returns
to third base



Runner returns to first base

Runner advances to home plate

TO ADVANCE TO NEXT BASE: Choose your destination with the **Control Pad** and press the **L Button**.

TO RETURN TO PREVIOUS BASE: Choose your destination with the **Control Pad** and press the **R Button**.

TO TAKE AN EXTRA LEAD: Your base runner automatically takes a small lead. To take an extra lead, hold the **Control Pad** in the direction of the base you wish to move toward and tap the **X Button**.



TO CANCEL A LEAD-OFF: Press the **Control Pad** toward the base you wish to return to and press the **A Button**.

TO STEAL A BASE: As the **Pitcher** gets set, press and hold the **Control Pad** in the direction of the base you wish to run to, then press the **X Button**. When the ball is pitched, your runner will then take off to the next base.

ON THE MOUND



TO POSITION PITCHER ON MOUND: Press the **Control Pad LEFT** or **RIGHT** to desired location.

TO THROW A NORMAL SPEED PITCH: Do not press the **Control Pad**, just press the **Y Button**.

TO THROW A KNUCKLEBALL OR SLOW PITCH: Press and hold the **Control Pad UP**. Then press the **Y Button**.

TO THROW A FASTBALL: Press the **Control Pad DOWN**. Then press the **Y Button**.

TO CONTROL THE BALL: Move the **Control Pad UP, DOWN, LEFT, or RIGHT** after the pitch is thrown.

TO ATTEMPT A PICK-OFF: Using the **Control Pad**, select the base you wish to make the play at and press the **A Button**.

TO THROW A SPITBALL: Hold down the **Y** and **B Buttons** and press up on the **Control Pad** to pitch. A spitball looks like a normal pitch, but drops just before it crosses the plate. The spitball is considered an illegal pitch and should only be used in important situations. The first time your pitcher is caught, he will receive a warning. The second time, he will be ejected.

4

FIELDING THE BALL




TO THROW TO A BASE: Press the **Control Pad** as indicated above, and press the **Y Button**.

TO RIFLE THE BALL TO ANY BASE: Press the **Control Pad** in the direction of the base you wish to throw and quickly tap the **Y Button** simultaneously.

TO RUN TO A BASE: Press the **Control Pad** in the direction of the base you wish to run and press the **X Button**. When no base is selected, the fielder will automatically run to first base.

TO DIVE: When the ball is hit, press the **Control Pad** in the direction of the ball and press the **B Button**.

TO JUMP: Press the **A Button**.



NOTE: The pitcher cannot jump or dive.



5

MAIN GAME MENU

From the Title Screen, press the **START Button** to reach the Main Game Menu. To make a selection in the Main Game Menu, move the **Control Pad** Up or Down to position the ball next to the desired selection and press the **X, Y, A,** or **B Button** to cycle forward through the various option choices under that selection. Once you've made all your game selections and play adjustments, press the **START Button** to begin play.



At the Main Game Menu, you can select from the following options:

GAME TYPE

The following is a list of the various game types in Super RBI:

- **Play Ball** — Select from your favorite teams and take part in either a single game or game series against a particular team. You can also choose to test your record against all the teams in the League.
- **Home Run Derby** — Swing for the fences as your favorite big bat in a 20-pitch home run contest.
- **Game Breakers** — Take part in any of 17 white-knuckled game breaking situations.
- **Create Teams** — This option allows you to create your own Dream Team using any of the players in the cartridge — including Division winners since 1989.
- **Sound Test** — This option lets you sample the 56-track library of game music and sound effects. To sample, use the **Control Pad** to cycle through the tracks and press the **X Button** to hear that selection. To advance to the next track, press the **X Button** to stop the sound and repeat above procedure. Press the **START Button** to return to the Main Game Menu.

- **Stadium Tour** — Use the **Control Pad** to view each team's home park — from home plate to the bleachers.

- **View Teams** — View all the team rosters in the game by moving the **Control Pad** Left or Right. Press the **Y** or **B Button** to see the pitchers. (See page 24 for abbreviation descriptions).

- **Defense Practice** — Take to the field and hone your defensive skills by shagging flies, grounders and line-drives.

SERIES TYPE

Choose to play a **single game only**, take part in a **Best of Seven series** against an individual team, take on an entire **Division game-by-game**, or go up against **every team in the League**.

After completing a 2-player game in a Best of Seven series, or a 1-player game in either Division or League modes, you will be given a password. The password allows you to continue play in that series at a later date. (For more information on Passwords, see page 8).

PLAYERS

The following is a list of the various play modes in the game:

- **Human vs. Comp** — Take on the computer as the visiting team in a 1-player game.
- **Comp vs. Human** — Take on the computer as the home team in a 1-player game.
- **Human vs. Human** — Take on a buddy in a 2-player game.
- **Comp vs. Comp** — Pick the teams and sit back and watch the computer play.



DIFFICULTY

The following is a list of the various difficulty settings in the game:

- **Easy** — after the ball is hit, an "X" will appear in the field to show where the ball is going to land. Computer defense speed: slow. Computer batter is not selective when choosing to swing at a pitch.
- **Medium** — no "X" in field. Computer defense speed: normal. Computer batter is more selective at the plate.
- **Hard** — no "X" in field. Computer defense speed: fast. Computer batter is very selective at the plate.

MUSIC

Select whether you'd like to play with the background music **On**, or **Off**.

PASSWORD

Use this option to enter a previously given password. To enter your password, at the Password Screen, move the **Control Pad LEFT** or **RIGHT** to position the ball under the desired letter, then press the **Control Pad UP** or **DOWN** to cycle through the password symbols. Once you've made your symbol selection, repeat this procedure until you've entered your entire password, then press the **START Button**.

DEFENSE MODE

- **Computer assisted** — the computer controls the fielding of the defensive player closest to the ball. As soon as you see your player appear on-screen you can override the computer assist if you wish.
- **Manual** — You control all your defensive players.
- **Automatic** — The computer controls the fielding of all your defensive players. To regain control of a player, hold down the **X Button** as you move him.

NOTE: In all modes, you must throw the ball for yourself.



TEAM SELECTION

You can select your teams from any of the 28 '94 rosters, the All Star lineups from '89 to '94, or the Division Champs from '89 to '93. Use the **Control Pad** to move the cursor next to the team lineup you wish to play with, then press the **START Button** to enter that selection. Repeat this procedure to select the opposing team.

SELECTING YOUR STARTING PITCHER

To select a pitcher, position the cursor next to your desired selection and press the **START Button** to enter your pitching choice.


Note: You can use up to 5 pitchers per game: 1 starter and 4 relievers, or 2 starters and 3 relievers. The first 4 pitchers on your roster are the starters, and any starting pitcher can only appear in every other game in a series.

SELECTING YOUR STARTING LINEUP

You can adjust your lineup before each game. Begin by moving the cursor to the player you wish to reposition, then press the **X**, **Y**, **A**, or **B Button** to shade that player. Next, move the cursor to the position you wish to put the shaded player, and press the **X**, **Y**, **A**, or **B Button** again. That player will then automatically switch positions with the player currently occupying that roster spot. Repeat this procedure until you've completed your new order.

To view player stats, press the **Y Button**. To accept the current lineup as it stands, or enter your new lineup, press the **X Button**.

To begin play, press the **START Button** at the Scoreboard Screen.




CREATE TEAMS/ MAKE TRADES

To create your own Dream Team, choose your teams then you will be taken to the "Select Your Pitchers" Screen. The left side of the screen shows your current bullpen, the right displays the bullpen of the team you wish to select players from.

Toronto		SF 89	
Henderson	LF	Butler	RF
Melillo	1B	Thompson	CF
Alomar	2B	Clark	3B
Glavin	SS	Hick	OF
Carter	OF	Williams	OF
Sprague	OF	Heldreth	OF
Fernandez	OF	Palcher	OF
Bardwell	OF	Shrout	OF
Helling	OF	Seppala	OF
Jackson	OF	Gusler	OF
Kear	OF	Left	OF
Mard	OF	Gutfield	OF
Coles	OF	Manwaring	OF
Clark	1B	.333	23

To cycle through the various team bullpens, press the **Control Pad LEFT** or **RIGHT**. To make a pitcher selection, position the cursor next to the pitcher you want and press the **Y Button**. Now press the **B Button** to reposition the cursor next to the player on your current roster you wish to replace and press the **Y Button** again to add the new pitcher to your team. Repeat this procedure until you've filled your pitching staff. Use the same procedure for the opposing team.

Once you've built your bullpen, press the **START Button** and you will be taken to the Select Your Lineup Screen. Use the procedure described above to fill the rest of your roster with your favorite bunch of big bats and gold gloves.



GAME TIPS

PITCHING

Starting pitchers have more stamina than relievers. Keep an eye on your pitcher — when he begins to get tired, he will start to breathe hard, his MPH will drop and you will have trouble controlling the movement of the pitch. The fastball and sinker use more stamina than normal pitches.

BATTING

Do not stand still in the batter's box. Try to fool the pitcher as to where you will be when the ball is thrown.


You can cock the bat back for a quicker, shorter swing. To do this, tap the **Y Button** once. Be aware that you sacrifice power in favor of contact using this technique.

Although you can't fully control the hitting of fly balls or grounders, you can better your chances of getting such a hit by pressing the **Control Pad UP** to swing for a grounder, or **DOWN** to swing for a fly.

GENERAL

If you replace a fielder with a player who is not from the same position, he will make more errors than a player better suited for that position.

When you throw or run with the ball, choose the desired direction with the **Control Pad**, then press the **Y Button** to throw or **X Button** to run. Do not select a direction, let go, then press the **Y Button** or **X Button**. You must hold down the **Control Pad**.



READING THE VIEW TEAMS SCREEN


The following is a list of abbreviations/definitions found in the View Teams Screen:

BATTERS

- AvG:** Batting Average. This number does not change.
HR: Home Runs. This number will increase with each home run hit during a single game, then changes back to the original number at the start of each game.
H: Hand. (R, L, or S/Right, S/Left, or Switch hitter)
P: Position in the Field.
SP: Speed. Range is 3-20.
Con: Contact. The ability to make contact with the ball. Range is 50-90
Pwr: Power. How hard the ball is hit. Range is 10-92.
S: Stance. (regular, power, or fast). Range is R, P, or S.

PITCHERS

- Hand:** Pitching Hand. (right or left)
ERA: Earned Run Average.
D: Decline. The ability to throw the sinker or knuckleball pitch. Range is 2-14.
S: Strong Curve. The ability to curve the ball across his body. Range is 4-14
W: Weak Curve. The ability to curve the ball against his body. Range is 2-12.
SL: Slow Pitch Speed.
ME: Medium Speed Pitch.
FA: Fast Pitch Speed.



AMERICAN LEAGUE '94

BATTER	H	S	AVG	R	HR
Albert Belle	R	6	0.357	90	36
Cal Ripken	R	6	0.315	71	13
Chuck Knoblauch	R	14	0.312	85	5
Frank Thomas	R	6	0.353	106	38
Nolan Ryan	R	7	0.298	56	16
Joe Carter	R	8	0.271	70	27
Kirby Puckett	R	8	0.317	79	20
Ken Griffey Jr.	L	9	0.323	94	40
Mickey Vernon	S	5	0.248	57	17
Paul Mullen	R	12	0.341	86	14
Roberto Alomar	S	11	0.305	78	8
Ruben Sierra	S	8	0.269	71	23
Wade Boggs	L	5	0.342	61	11
Walt Clark	L	7	0.329	73	13

PITCHER

H	ERA
Greg Maddux	L 336
NR Pitcher	R 320
Chuck Finley	L 256
Mark Gubicza	R 303
MI Pitcher	L 345
Jeff Russell	R 199
Dan Plesac	L 234
David Stewart	R 331
Doug Jones	R 233
Mike Homenick	R 370
Bob Weich	R 295
DS Pitcher	R 293
Randy Johnson	L 365
Chuck Finley	L 240
Roger Clemens	R 192

PITCHER

H	ERA
Bret Saberhagen	R 325
GO Catcher	R 242
Bobby Thigpen	R 183
Dennis Eckersley	R 61
Doug Jones	R 230
Jack Morris	R 343
Roger Clemens	R 261
Mark Langston	L 300
Scott Sanderson	R 380
Jimmy Key	L 304
Bryan Harvey	R 160
Dennis Eckersley	R 296
Jack McDowell	R 341
Jeff Pearson	R 302
Rick Aguilera	R 254
Kevin Brown	R 331
Jack McDowell	R 318
Charles Nagy	R 296
Mark Langston	L 366
Mike Mussina	R 253
Roger Clemens	R 241
Juan Guzman	R 264
Dennis Eckersley	R 190
Jeff Montgomery	R 218
Rick Aguilera	R 283
Mark Langston	L 320
Jack McDowell	R 336
Jimmy Key	L 300
Randy Johnson	L 324
Mike Mussina	R 446
GO Catcher	R 160
Duane Ward	R 213

PITCHER

H	ERA
Jeff Montgomery	R 226
Rick Aguilera	R 310
Roberto Hernandez	R 228
Jimmy Key	L 326
Jason Bere	R 380
Mike Mussina	R 305
Pat Hendrix	R 340
Picky Barnes	R 343
Wilson Alvarez	L 345
David Cone	R 284
Randy Johnson	L 319
Dennis Eckersley	R 426
Lee Smith	R 328

ATLANTA '94

BATTER	H	S	AVG	R	HR
Bill Pociello	R	6	0.214	11	2
Charles O'Brien	R	5	0.243	24	8
Dave Gallagher	R	6	0.224	27	2
David Justice	L	7	0.313	61	19
Fred McGriff	L	7	0.318	81	34
Jarvis Brown	F	5	0.133	3	1
Javier Lopez	F	6	0.245	27	13
Jeff Blauser	R	7	0.258	56	6
Jose Ojeda	F	5	0.288	9	6
Mark Lemke	S	5	0.294	40	3
Mike Kelly	F	6	0.273	14	2
Mike Mordecai	F	5	0.25	1	1
Natad Bellard	R	7	0.242	9	0
Roberto Kelly	R	11	0.293	73	9
Ryan Klesko	L	7	0.278	42	17

BATTER

H	S	AVG	HR		
Tony Pendleton	S	6	0.252	25	7
Terry Larraso	L	7	0.273	16	5

PITCHER

H	ERA
CL Pitcher	L 349
John Smoltz	R 379
Steve Avery	L 338
Tom Glavine	L 253
Ken Mercker	L 257
JB Pitcher	R 224
JC Pitcher	R 391
Alapaito Peña	R 240
Marvin Freeman	R 300
Mike Stanton	L 288
John Smoltz	R 284
Steve Avery	L 320
Tom Glavine	L 275
CL Pitcher	L 335
Pete Smith	R 203
Alejandro Pava	R 407
Ken Mercker	L 342
Mark Whitters	R 263
Marvin Freeman	R 322
Mike Stanton	L 409
Greg Maddux	R 206
Tom Glavine	L 300
John Smoltz	R 361
Steve Avery	L 294
Pete Smith	R 436
Ken Mercker	L 285
PB Pitcher	R 2160
Greg McMichael	R 205

PITCHER	H	S	AVG	HR	BATTER	H	S	AVG	HR
Jay Howell	R	230	R	5	0.274	45	15		
Mark Whalers	R	450	R	6	0.203	13	0		
Mark Freeman	R	607	R	11	0.257	44	3		
Mike Stanton	L	467	L	5	0.143	0	0		
Steve Betrosian	R	162	R	6	0.203	35	9		
Greg Matlack	R	155	L	7	0.319	82	23		
Tom Gavine	L	307	R	6	0.228	11	2		

PITCHER

H	S	AVG	HR
R	402		
R	306		
L	476		
L	515		
L	590		
R	617		
R	401		
R	365		
R	515		
L	1200		
R	328		
R	215		
L	540		

BALTIMORE '94

BATTER	H	S	AVG	HR
Brady Anderson	L	14	0.263	78
Cal Ripken	R	6	0.315	71
Chris Hoiles	R	5	0.247	45
Chris Sabo	R	7	0.256	41
Damon Bullock	L	5	0.5	2
Dwight Smith	L	8	0.281	51
Harold Baines	L	5	0.294	44
Jack Voigt	L	5	0.241	15
Jeff Hammonds	R	7	0.296	45
Jeff Taskell	R	6	0.226	5

BOSTON '94

BATTER	H	S	AVG	HR
Andre Dawson	R	7	0.24	34
Andy Tomberlin	L	6	0.194	1
Carlos Rodriguez	S	6	0.287	15
Damon Berryhill	S	6	0.263	30
Greg Blosser	L	5	0.091	2

PITCHER	H	S	AVG	HR	BATTER	H	S	AVG	HR
BS Pitcher	R	319			Greg Litton	R	5	0.005	2
DL Pitcher	R	346			John Valentin	R	6	0.316	53
Lee Traylor	S	8	0.222	27	Lee Traylor	S	8	0.222	27
Tom Bolton	L	475			Luis Ortiz	L	5	0.167	3
MB Pitcher	R	335			Maurice Vaughn	L	7	0.31	65
Roger Clemens	R	192			Mike Greenwell	L	6	0.269	50
Gene Harris	R	400			Oris Nixon	S	15	0.274	60
DK Pitcher	R	397			Rich Rowland	L	5	0.229	14
Tom Bolton	L	338			Scott Cooper	L	7	0.282	49
WG Pitcher	R	488			Scott Fletcher	R	8	0.227	31
DL Pitcher	R	467			Stan Royer	L	5	0.111	0
JG Pitcher	R	444			Tim Lachring	R	7	0.276	41
Jeff Reed	R	316			Tom Banatash	R	7	0.234	24
April Beard	L	482			Wes Chamberlain	R	7	0.256	13

PITCHER

H	S	AVG	HR
R	248		
R	377		
R	538		
L	299		
R	392		
R	494		
R	436		
R	140		
L	484		
R	438		
R	293		
L	366		
R	534		
R	566		
R	350		
R	263		

PITCHER	H	S	AVG	HR
Tootie Frowwith	R	1080		
Tony Fossas	L	476		

CALIFORNIA '94

BATTER	H	S	AVG	HR
Bo Jackson	L	6	0.279	23
Chad Curtis	R	13	0.256	67
Chili Davis	S	7	0.311	72
Chris Turner	L	7	0.242	23
Damon Casley	R	7	0.215	41
Eduardo Perez	L	6	0.209	10
Garnet Anderson	L	5	0.395	0
Gary Discarria	R	7	0.25	53
Greg Myers	L	6	0.246	10
Harold Reynolds	S	8	0.232	33
Jim Edmonds	L	8	0.273	35
Jonae Fainegas	L	6	0.283	12
JT Snow	S	5	0.22	22
Mark Dalesandro	L	5	0.2	5
Rex Hudler	L	7	0.289	17
Rod Corrae	L	5	0.235	4
Spide Owen	S	8	0.31	30
Tim Salmon	L	6	0.287	67

PITCHER	H	S	AVG	HR
DS Pitcher	R	374		
MW Pitcher	R	263		
Kirk McCaskill	R	335		
BR Pitcher	R	550		
JC Pitcher	L	253		
DM Pitcher	R	257		

BATTER	H	S	AVG	HR
Mark Grace	L	5	0.238	55
Mark Parent	L	5	0.263	3
Mico Makoulian	L	5	0.269	6
Ray Sanchez	R	7	0.265	26
Rick Wilkins	L	7	0.227	44
Sarmany Sosa	R	12	0.3	59
Shawon Dunston	R	6	0.278	38
Steve Buschle	R	5	0.242	33
Todd Honey	L	6	0.162	6
Willie Wilson	S	6	0.238	4

PITCHER

H	S	AVG	HR
R	295		
R	356		
R	314		
L	438		
R	394		
L	419		
R	376		
R	136		
R	254		
L	399		
R	521		
R	392		
R	669		
R	289		
R	359		
R	430		
R	914		
R	1193		
R	448		

CHICAGO NATIONAL '94

BATTER	H	S	AVG	HR
RS Second	R	7	0.238	36
Dermis May	L	7	0.284	43
Eddie Cantorano	L	6	0.259	17
Glenallen Hill	R	11	0.297	48
Jose Hernandez	L	8	0.242	18
Karl Rhoads	L	8	0.234	39
Kevin Robinson	S	5	0.218	8

PITCHER	H	S	AVG	HR
Blaise Itley	L	780		
Don Plesac	L	461		
Dave Otto	L	379		
Donn Pal	R	450		
Jose Bautista	R	389		
Randy Myers	L	378		
Randy Veres	R	559		

CHICAGO AMERICAN '94

BATTER	H	S	AVG	HR
Bob Melvin	R	5	0.212	5
Bob Lopic	R	6	0.196	10
Craig Grebeck	R	5	0.309	17
Dan Pasqua	L	5	0.217	2
Dann Howell	L	5	0.357	4
Darrin Jackson	R	8	0.312	43
Frank Thomas	R	6	0.353	106
Joe Hall	R	5	0.393	6
Jose Cruz	S	8	0.276	35
Julio Franco	R	8	0.319	72
Lance Johnson	L	15	0.277	56
Mike Lavalliere	L	6	0.281	6
Norberto Martin	R	6	0.275	19
Orlando Spiez	R	6	0.143	2
Ozce Guillen	L	6	0.288	46
Robin Ventura	L	6	0.285	57
Ron Karkovitz	R	7	0.213	33
Ron Tingley	R	6	0.173	4
Tim Lincecum	S	10	0.265	80
Warren Newton	L	6	0.255	16

CINCINNATI '94

PITCHER	H	S	AVG	HR	H	S	AVG	HR	
Alex Fernandez	R	313			R	13	0.279	78	9
Jack McDowell	R	336			R	7	0.32	59	12
Wilson Alvarez	L	256			R	5	0.245	21	5
Jason Bere	R	347			R	6	0.234	34	15
Kirk McCaskill	R	523			L	15	0.283	58	4
Tim Lincecum	R	440			L	7	0.283	29	10
BB Picher	R	744			L	8	0.335	60	10
Jose Delson	R	174			R	7	0.311	36	4
Scott Rulifson	R	810			L	6	0.284	18	6
BJ Picher	R	869			R	7	0.309	10	1
CC Picher	R	523			R	5	0.211	1	1
TL Picher	R	280			R	5	0.326	57	30
Bobby Thigpen	R	571			L	7	0.31	13	0
Brian Dolan	R	0			R	13	0.263	66	17
Chris Howard	R	0			S	8	0.264	24	5
Dom Pal	R	322			S	10	0.279	50	8
Jeff Schwartz	R	371			L	5	0.216	5	0
Roberto Hernandez	L	228							
Scott Radtsey	L	428							
Jack McDowell	R	373							
Alex Fernandez	R	385							
Jason Bere	R	390							
Wilson Alvarez	L	345							
Scott Sanderson	R	509							
Scott Rulifson	L	1278							
Dave Johnson	R	657							
Dennis Cook	L	354							
Jose Delson	R	335							
Kirk McCaskill	R	342							
Paul Assmann	L	354							
Roberto Hernandez	R	490							

PITCHER

Erik Hanson	R	411		
John Roper	R	450		
Pete Schumik	L	409		
Tom Pugh	R	603		
Tom Blanning	L	419		
Kevin Jarvis	R	713		
JS Picher	R	1013		
Chuck McFry	L	233		
Hector Carrasco	R	224		
Jeff Brantley	R	248		
Jonny Ruffin	R	308		
Rich DeLuca	R	421		
Scott Seneca	R	736		
Tim Fotogano	L	419		

CLEVELAND '94

BATTER	H	S	AVG	HR	
Albert Belle	R	8	0.357	90	36
Alvaro Espinoza	R	7	0.238	27	1
Candy Maldonado	R	6	0.196	14	5
Carlos Baerga	S	8	0.314	81	19
Eddie Murray	S	8	0.254	57	17
Herb Perry	R	5	0.111	1	0
Jim Thome	L	7	0.268	58	20
Ken Linton	L	19	0.349	105	12
Manny Ramirez	R	8	0.289	51	17
Mark Lewis	R	6	0.205	6	1
Matt Melillo	L	5	0.1	1	0
Omar Vizquel	S	9	0.273	39	1
Paul Sorrento	L	4	0.28	43	14
Rene Gonzalez	R	6	0.340	6	1

BATTER

BATTER	H	S	AVG	HR	
Ruben Amaro	S	6	0.217	5	2
Sandy Alomar	S	8	0.268	44	14
Timy Pena	L	6	0.295	18	2
Wayne Kirby	L	8	0.290	33	5

COLORADO '94

BATTER	H	S	AVG	HR	
Dave Mapelan	L	5	0.275	30	1
Gary Sheffield	R	8	0.276	61	27
Greg Colburn	R	6	0.303	17	6
Greg O'Halloran	L	5	0.182	1	0
Jeff Conine	R	7	0.319	60	18
Jerry Browne	S	7	0.295	42	3
Jesus Tavares	R	6	0.179	4	0
Kurt Abbott	R	6	0.249	41	9
Melvin Diaz	R	6	0.325	10	0
Melvin Carrillo	L	7	0.25	13	0
Orestes Destrade	S	6	0.208	12	5
Rich Renner	R	5	0.224	5	2
Russ Mirmann	R	6	0.212	2	1

PITCHER

Dave Weathers	R	526		
Pat Rapp	R	304		
Charlie Hough	R	515		
Mark Gardner	R	486		
Chris Hammond	L	306		
Ryan Bowen	R	494		
Rich Scheid	L	333		
Kurt Miller	R	810		
Terry Mathews	R	334		
Luis Aquino	R	373		
Brian Drahman	R	623		
Bryan Harvey	R	523		
Jeff Mills	L	540		
Jerry Hairston	R	270		
John Johnston	R	590		
Mike Jefferson	LR	1013		
Richie Lewis	R	567		

BATTER	H	S	AVG	HR	
Danny Sheath	R	6	0.218	11	1
Dante Bichette	R	11	0.304	74	27
Ellis Burks	R	7	0.272	33	13
Eric Young	R	11	0.272	37	7
Howard Johnson	S	8	0.211	30	10
Jayhawk Owens	R	6	0.25	4	0
Joe Girardi	R	7	0.276	47	4
John Vanderwal	L	6	0.245	12	5
Mike Kingery	L	8	0.349	56	4
Nelson Lirio	S	8	0.256	39	3
Roberto Mejia	R	7	0.241	11	4
Trinidad Hubbard	R	6	0.28	3	1
Vinny Castilla	R	6	0.331	16	3
Wall Wees	S	9	0.251	58	1

PITCHER

David Ried	R	490		
Gary W Harris	R	665		
Marvin Freeman	R	279		
Kevin Ritz	R	561		
Lance Painter	L	611		
Mike Harkey	R	578		
Armando Reynoso	R	482		
Curt Leschak	R	563		
Mark Thompson	R	900		
Willie Blair	R	578		
Bruce Bullin	L	403		
Bruce Walton	R	843		
Darren Holmes	R	634		
Jim Calzone	R	415		
Marcus Moore	R	615		
Mike Munoz	L	374		

PITCHER

BATTER	H	S	AVG	HR
Steve Reed	R	394		
Mike Henneman	R	290		
Mike Moore	R	542		
Tim Bucher	R	588		
Bill Gullickson	R	592		
John Doolittle	R	648		
David Wells	L	306		
Bill Kougar	L	482		
Greg Gohr	R	450		
Sean Bergman	R	559		
Jorge Lima	R	1350		
Mike Gardner	R	413		
Budny Groom	L	394		
Gene Harris	R	715		
Greg Cadaret	L	473		
Joe Bower	R	398		
Kurt Knudson	R	1350		
Mike Henneman	R	519		
Phillip Stucham	LR	2492		
Storm Davis	R	355		

DETROIT '94

BATTER	H	S	AVG	HR	
Alan Trammell	R	7	0.267	38	8
Casey Fiebert	R	5	0.259	67	28
Coal Kreidler	S	5	0.224	17	1
Chris Gomez	R	8	0.257	32	8
Danny Bautista	R	7	0.232	12	4
Eric Davis	R	7	0.183	19	3
John Flerherly	R	5	0.15	2	0
Juan Samuel	R	8	0.309	32	5
Junior Felix	S	6	0.306	54	13
Kirk Gibson	L	7	0.276	71	23
Lou Whitaker	L	6	0.301	67	12
Mickey Tetlow	S	5	0.249	57	17
Mill Cuyler	S	8	0.241	20	1
Riccardo Ingram	R	5	0.217	3	0
Saxeler Bernas	R	5	0.286	4	1
Tony Phillips	S	9	0.281	91	19
Travis Fryman	R	7	0.263	66	18

PITCHER

WT Picher	R	405		
FT Picher	LS	391		
CP Picher	R	338		
JP Picher	R	536		
DK Picher	R	152		
MS Picher	R	488		
MS Picher	R	395		

FLORIDA '94

BATTER	H	S	AVG	HR	
Alex Arava	L	5	0.239	4	0
Benito Santiago	R	6	0.273	35	11
Bob Nait	R	6	0.276	2	0
Bret Barberie	S	6	0.301	40	5
Carl Everett	S	7	0.216	7	2
Charles Johnson	R	5	0.455	5	1
Chuck Carr	S	14	0.263	61	2
Darrell Walmore	L	5	0.227	1	0

PITCHER

Dave Weathers	R	526		
Pat Rapp	R	304		
Charlie Hough	R	515		
Mark Gardner	R	486		
Chris Hammond	L	306		
Ryan Bowen	R	494		
Rich Scheid	L	333		
Kurt Miller	R	810		
Terry Mathews	R	334		
Luis Aquino	R	373		
Brian Drahman	R	623		
Bryan Harvey	R	523		
Jeff Mills	L	540		
Jerry Hairston	R	270		
John Johnston	R	590		
Mike Jefferson	LR	1013		
Richie Lewis	R	567		

PITCHER	H	ERA
Robb Men	R 295	
Willie Fouse	R 584	
Yorkis Perez	L 353	

HOUSTON '94

BATTER	H	S	AVG	R	HR
Andruet Cadeno	R	5	0.263	38	9
Andy Stanekiewicz	R	6	0.259	10	1
Brian Hunter	R	6	0.25	2	0
Chris Domels	L	6	0.267	12	3
Craig Roggio	R	16	0.318	88	6
James Mboon	R	12	0.245	43	2
Jeff Bagwell	R	10	0.368	104	39
Ken Caminiti	S	7	0.283	63	18
Kevin Bass	S	7	0.31	37	6
Luis Gonzalez	L	11	0.273	57	8
Mike Felder	S	7	0.239	10	0
Mike Simms	R	6	0.063	1	0
Mill Thompson	L	8	0.274	34	4
Orlando Miller	R	6	0.325	3	2
Scott Servais	R	6	0.195	27	9
Stil Beaman	L	5	0.344	7	0
Slege Finley	L	10	0.276	64	11
Tony Lusbáo	R	6	0.296	18	5

PITCHER	H	ERA
BK Pitcher	L 314	
MS Pitcher	R 222	
HR Pitcher	R 333	
JR Pitcher	L 325	
Danny Darwin	R 231	

PITCHER	H	ERA
MK Pitcher	R 421	
AL Pitcher	R 346	
CK Pitcher	R 258	
DS Pitcher	R 273	
Larry Andersson	R 277	
Darryl Kile	R 457	
Greg Swindell	L 436	
Doug Drake	R 283	
Peter Harnisch	R 540	
Scane Reynolds	R 304	
Brian Williams	R 573	
Dave Veles	R 241	
Roy Oswalt	R 257	
Mike Hampton	L 370	
Mike Williams	L 765	
Ross Powell	L 123	
Todd Jones	R 272	

KANSAS CITY '94

BATTER	H	S	AVG	R	HR
Bob Hamelin	L	7	0.282	64	24
Brent Mayne	L	5	0.257	19	2
Brian McPhee	S	14	0.273	71	4
Dave Henderson	R	6	0.247	27	5
David Howard	S	7	0.229	9	1
Felix Jose	S	8	0.303	56	11
Gary Gaetti	R	6	0.287	53	12
Greg Gagne	R	8	0.259	39	7
Hobie Brooks	R	6	0.23	5	1
Jose Lind	R	8	0.269	34	1
Keith Miller	R	5	0.133	1	0

BATTER	H	S	AVG	R	HR
Kevin Kosofski	L	5	0.25	2	0
Mike MacFarlane	R	6	0.255	53	14
Terry Shumpert	R	11	0.24	28	8
Vince Coleman	S	18	0.24	61	2
Wally Joyner	L	7	0.311	52	8

PITCHER	H	ERA
CL Pitcher	L 269	
Butt Back	L 432	
Bret Saberhagen	R 286	
Danny Jackson	L 342	
Mark Gubicza	R 405	
Steve Farr	R 310	
JR Pitcher	R 407	
DD Pitcher	RS 236	
MH Pitcher	R 192	
MJ Pitcher	L 478	
Tom Gordon	R 434	
Danilo Cone	R 204	
Kevin Appier	R 382	
Mark Gubicza	R 450	
Bob Miachi	R 613	
Chris Haney	L 730	
Jose Dejesus	R 473	
Jeff Garagar	L 675	
Mike Magrane	L 459	
Billy Bower	L 255	
Hiroshi Pichardo	R 492	
Jeff Montgomery	R 483	
Busy Meacham	R 373	
Stan Belinda	R 513	

LOS ANGELES '94

BATTER	H	S	AVG	R	HR
Billy Ashley	R	5	0.333	0	0
Brad Butler	L	14	0.314	79	8
Carlos Hernandez	R	5	0.219	6	2
Chris Gayman	L	6	0.268	9	3
Cory Snyder	R	6	0.235	18	6
Dave Hanson	L	5	0.341	3	0
Delino DeShields	L	13	0.25	51	2
Eddie Pie	R	5	0.1	2	0
Eric Karros	R	5	0.266	51	14
Corey Ingram	R	5	0.282	10	3
Henry Rodriguez	L	5	0.268	33	8
Jeff Toadway	L	6	0.299	14	0
Jose Olleran	S	7	0.21	27	1
Mike Piazza	R	6	0.314	64	24
Mitch Webster	S	7	0.274	16	4
Rafael Bourquigal	R	6	0.224	2	0
Raul Mondesi	R	11	0.305	63	16
Tim Lincecum	R	6	0.28	68	23
Tom Pinzo	R	5	0.333	2	0

PITCHER	H	ERA
FV Pitcher	L 245	
Orel Hersheiser	R 201	
JR Pitcher	R 252	
Rick Hongouth	L 342	
Bob Welch	R 230	
Alfonso Pena	R 831	
BH Pitcher	R 900	
KH Pitcher	R 376	
TM Pitcher	R 271	
Steve Howe	L 480	

PITCHER	H	ERA
Orel Hersheiser	R 225	
Tim Leary	R 291	
Tim Lincecum	R 291	
FV Pitcher	L 423	
JT Pitcher	R 241	
BH Pitcher	R 170	
TC Pitcher	R 314	
Alfonso Pena	R 207	
Jay Howell	R 207	
Jesse Orosco	L 272	
Ramon Martinez	R 387	
Kevin Gross	R 359	
Pedro Alabao	R 428	
Tom Candiello	R 411	
Orel Hersheiser	R 378	
Small Valdes	R 318	
Allonso Ojuna	623	
Brian Barnes	L 719	
Chan Ho Park	R 1125	
Darren Dreifort	R 621	
Gary Wayne	L 467	
Jim Gull	R 594	
Omar Daal	L 328	
Poger McDowell	R 523	
Rudy Seanez	R 265	
Toot Worral	R 429	

BATTER	H	S	AVG	R	HR
Alex Diaz	S	8	0.251	17	1
Bill Spiers	L	7	0.252	17	0

MILWAUKEE '94

BATTER	H	S	AVG	R	HR
Alex Diaz	S	8	0.251	17	1
Bill Spiers	L	7	0.252	17	0

BATTER	H	S	AVG	R	HR
Bill Sumoff	L	6	0.261	20	5
Brian Harper	R	6	0.291	23	4
Darryl Hamilton	L	7	0.262	23	1
Dave Nilsson	L	6	0.275	51	12
Dave Valle	R	7	0.232	14	2
Greg Vaughn	R	8	0.254	59	19
Jeff Cirillo	R	5	0.238	17	3
Jody Reed	R	7	0.271	48	2
John Julia	R	7	0.241	45	12
Jose Valentin	S	8	0.239	47	11
Kevin Seitzer	R	6	0.314	44	5
Matt Mieske	R	8	0.259	39	10
Mike Matney	R	5	0.226	3	1
Pat Lischak	S	6	0.256	8	0
Rick Wrona	R	5	0.5	2	1
Troy O'Leary	R	6	0.273	9	2
Ward Turner	S	7	0.232	55	9

PITCHER	H	ERA
Cal Ebert	R 467	
Pooky Barnes	R 343	
Bill Wegman	R 451	
Bob Scanlan	R 411	
Ted Higuera	L 705	
Jamie Navarro	R 661	
Angel Miranda	L 528	
Mike Ignasiak	R 453	
Doug Henry	R 459	
Garrett Lloyd	L 517	
Jeff Bromley	R 434	
Jose Orosco	L 507	
Jose Mercedes	R 231	

BATTER	H	S	AVG	R	HR
Alex Cole	L	14	0.236	68	4
Chip Hale	L	6	0.263	13	1
Chuck Knoblauch	R	14	0.312	85	5
Dave Winfield	R	7	0.252	35	10
Darin McCarty	R	7	0.26	21	1
Danny Hocking	S	6	0.323	3	0
Derik Parks	R	5	0.191	6	1
Jeff Beaubien	R	6	0.259	28	3
Kent Hreck	L	5	0.27	34	10
Kirby Puckett	R	8	0.317	79	20
Matt Walbeck	S	5	0.204	31	5
Pat Mearns	R	7	0.266	29	2
Pedro Munoz	R	6	0.236	35	11
Rick Becker	S	7	0.265	12	1
Scott Lewis	R	6	0.246	57	14
Stane Markic	R	6	0.333	55	15
Steve Dunn	L	5	0.229	2	0

MILWAUKEE '94

PITCHER	H	ERA
Mark Kiehl	R 843	
Mike Sellers	R 253	

PITCHER	H	ERA
GF Pitcher	R 498	
KA Pitcher	R 453	
Jeff Reardon	R 448	
Jack Morris	R 343	
Kevin Tapan	R 289	
Scott Erickson	R 318	
AA Pitcher	L 496	
DM Pitcher	L 453	
Mark Guthrie	L 432	
SB Pitcher	R 442	
TL Pitcher	R 360	
Carl Willis	R 263	
Rick Aquilera	R 234	
Jim Deshaies	L 738	
Kevin Tapan	R 461	
Scott Erickson	R 544	
Pat Mahomes	R 473	
Carlos Pulido	L 596	
Eddie Guardado	847	
Mark Guthrie	L 613	
ES Pitcher	R 276	
Brett Mairman	R 634	
Carl Willis	R 532	
Dave Stevens	R 680	
Keith Garapuzo	L 964	
Kevin Campbell	R 292	
Mike Trimbley	R 652	
Rick Aquilera	R 393	

MONTREAL '94

BATTER	H	S	AVG	R	HR
Cliff Floyd	1	9	0.281	43	4
Darrin Fletcher	L	6	0.26	28	10
Fred Beaverville	R	6	0.188	8	0
Jeff Gardner	1	6	0.219	4	0
Juan Bell	3	7	0.270	12	2
Larry Walker	L	10	0.322	76	19
Lenny Webster	R	5	0.273	13	5
Lou Frazier	3	11	0.271	25	0
Marques Grossman	R	15	0.288	96	11
Mike Lansing	1	9	0.266	44	5
Moses Alou	R	8	0.339	81	22
Randy Milligan	R	5	0.232	10	2
Romell White	1	6	0.278	16	2
Sean Barry	1	9	0.278	43	11
Tim Spahr	1	6	0.25	8	0
Willard Cortez	R	11	0.294	65	15

PITCHER	H	ERA
Ken Hill	R	3.31
P. Martinez	R	3.42
Jeff Fassero	L	2.99
Kirk Ruttler	L	5.17
Burch Henry	L	2.43
GW Picher	L	6.07
Gilbert Hards	R	3.46
Denis Boucher	L	6.75
Don Henderson	R	9.44
Brian Loney	2250	
Jeff Shaw	R	3.88
Joey Eschen	R	5.00
John Welland	R	2.82

PITCHER

H	ERA	
Melquedes Rojas	R	3.31
Tim Scott	R	2.70

NATIONAL LEAGUE '94

BATTER	H	S	AVG	R	HR
Barry Bonds	L	13	0.312	89	37
Darvin Bichelle	R	11	0.304	74	27
Darin Fletcher	L	6	0.26	28	10
David Justice	L	7	0.313	61	19
Fred McGriff	L	7	0.318	81	34
Gregg Jefferies	S	8	0.325	52	12
Jeff Bagwell	R	10	0.368	104	39
Manoano Durcan	S	8	0.268	49	8
Manoano Grissom	R	15	0.288	96	11
Matt Williams	R	6	0.267	74	43
Mike Piazza	1	6	0.319	64	24
Ozzie Smith	S	8	0.282	51	3
Tony Gwynn	L	6	0.394	79	12
Willard Cortez	R	11	0.294	65	15

PITCHER

H	ERA	
John Smoltz	R	2.94
Rick Sutcliffe	R	3.66
RH Picher	R	2.94
Orel Hershiser	R	2.30
TB Picher	R	2.54
BJ Picher	R	1.66
Jay Howell	R	1.58
John Franco	L	3.11
Mark Davis	L	1.85
Mich Williams	R	2.75

PITCHER

H	ERA	
Frank Viola	L	2.67
Ramon Martinez	R	2.92
Dennis Martinez	R	2.95
Jack Armstrong	R	3.42
NH Picher	L	3.04
Jeff Brantley	R	1.55
John Franco	R	1.251
Lee Smith	R	2.39
Randy Myers	L	2.07
Rob Dibble	R	1.74
Tom Browning	L	4.17
Frank Viola	L	3.97
Tom Glavine	L	2.63
Mike Morgan	R	2.77
Peter Harnisch	R	2.70
Ramon Martinez	R	3.26
John Smiley	L	3.07
Dennis Martinez	R	2.39
Lee Smith	R	2.33
Rob Dibble	R	3.17
Greg Maddux	R	2.18
John Smoltz	R	2.84
Tom Glavine	L	2.75
Bob Tewksbury	R	2.16
Dennis Martinez	R	2.47
David Cone	R	2.88
Dwight Gooden	R	1.85
John Franco	L	1.63
Norm Charlton	L	2.99
Rob Beck	R	1.75
Mich Williams	R	5.28
John Smoltz	R	3.61

NEW YORK METS '94

BATTER	H	S	AVG	R	HR
FV Second	1	6	0.25	20	0
J. Carter	R	6	0.27	18	7
Robby Bonilla	S	6	0.29	60	20
David Segui	S	5	0.241	46	10
Jeff Kent	R	7	0.292	53	14
Jeff Mackinnight	S	5	0.148	1	0
Jeremy Buntz	1	6	0.238	26	3
Joe Orsulak	L	8	0.26	39	8
John Cangelosi	S	7	0.252	14	0

BATTER	H	S	AVG	R	HR
Jose Vizcaino	S	7	0.256	47	3
Key Simnett	R	7	0.253	20	2
Kevin McLeynolds	R	7	0.256	23	4
Luis Rojas	R	6	0.279	11	3
Rock Pomeroy	R	5	0.063	1	0
Rico Petroia	L	6	0.351	16	7
Ryan Thompson	R	5	0.225	39	18
Shawn Tate	L	6	0.225	7	0
Tim Bogar	R	6	0.154	5	2
Tood Hundley	S	6	0.237	45	16

PITCHER

H	ERA	
Ron Darling	R	2.80
Dwight Gooden	R	2.83
Sid Fernandez	L	3.51
Bob Ojeda	L	2.56
Rick Aquilara	R	3.88
DS Picher	R	3.05
TL Picher	R	2.70
Jesse Orsuz	L	2.32
Randy Myers	L	4.21
Roger McDowell	R	3.01
Dwight Gooden	R	3.19
Ron Darling	R	3.25
Sid Fernandez	L	3.82
Bob Ojeda	L	2.88
David Cone	R	2.22
DM Picher	L	4.89
TL Picher	R	2.53
Edwin Nunez	R	4.50
Randy Myers	L	1.72
Roger McDowell	R	2.83

BATTER	H	S	AVG	R	HR
Pat Kelly	R	7	0.26	35	3
Paul O'Neill	L	7	0.359	69	21
Randy Waldrade	R	8	0.279	47	9
Robert Enos	R	5	0.5	1	0
Puss Davis	R	5	0.143	0	0
Wade Boggs	L	5	0.342	61	11

PITCHER

H	ERA	
Jimmy Key	L	3.26
Jim Abbott	L	4.55
Melido Perez	R	4.09
Terry Mulholland	L	6.48
Scott Kamieniecki	R	3.75
Sterling Hitchcock	L	4.19
Bob Ojeda	L	2.400
Bob Wickman	R	3.88
Donn Pall	R	4.50
Greg A Harris	R	7.98
Jeff Hinton	R	8.38
Joe Ausanio	R	5.17
Mark Hubon	490	
Paul Gibson	L	4.86
Paul Murphy	L	3.78
Steve Howe	L	1.79
Xavier Hernandez	R	5.84

OAKLAND '94

BATTER	H	S	AVG	R	HR
Brent Gates	S	7	0.283	29	2
Craig Paquette	R	6	0.143	0	0
Eric Fox	S	6	0.285	7	1

BATTER	H	S	AVG	R	HR
Eric Heiland	L	5	0.167	1	0
Ernie Young	R	5	0.067	2	0
Fausto Cruz	R	5	0.107	2	0
Francisco Matos	R	6	0.25	1	0
Geromero Berroa	R	8	0.305	55	13
Jeff Schaefer	R	5	0.125	0	0
Jim Bowie	L	5	0.214	0	0
Junior Mboya	R	6	0.325	3	0
Mark McGwire	R	5	0.252	26	9
Mike Aldred	L	6	0.242	23	4
Mike Bondick	R	8	0.253	38	2
Mike Brunley	S	5	0.24	0	0
Rickey Sierra	R	11	0.26	66	6
Rickey Sierra	S	8	0.268	71	23
Scott Brosius	R	6	0.238	31	14
Scott Hemond	R	7	0.222	23	3
Stan Javier	S	12	0.272	75	10
Steve Sax	R	6	0.25	2	0
Terry Steinbach	R	6	0.285	51	11
Troy Neal	L	7	0.266	43	15

PITCHER

H	ERA	
Jim Abbott	L	4.55
Melido Perez	R	4.09
Terry Mulholland	L	6.48
Scott Kamieniecki	R	3.75
Sterling Hitchcock	L	4.19
Bob Wickman	R	3.88
Donn Pall	R	4.50
Greg A Harris	R	7.98
Jeff Hinton	R	8.38
Joe Ausanio	R	5.17
Mark Hubon	490	
Paul Gibson	L	4.86
Paul Murphy	L	3.78
Steve Howe	L	1.79
Xavier Hernandez	R	5.84

PITCHER	H	ERA	PITCHER	H	ERA	BATTER	H	S	AVG	R	HR	PITCHER	H	ERA
Dave Stewart	R	3.31	Steve Ortaeros	R	2.65	Randy Rusaty	R	5	0.381	5	1	Fernando Valenzuela	L	3.00
Mike Moore	R	2.60	Carlos Reyes	R	4.15	Ricky Jimdan	R	6	0.282	29	8	Tom Greene	R	4.53
Bob Welch	R	3.00	Ray Wacht	R	7.07	Tom March	R	6	0.196	10	2	Jeff Juden	R	6.17
Stump Davis	R	4.36	Miguel Jimenez	R	7.40	Tom March	R	6	0.278	3	0	Paul Quasthill	R	6.00
MY PITCHER	L	3.73	Steve Karsay	R	2.56	Tom Durbin	R	5	0.2	6	1	Shaun Boske	R	5.01
TR PITCHER	L	2.24	Mike Michler	L	7.71	Tony Longmire	L	6	0.237	10	0	Andy Carter	L	4.46
RS 325	CA	PITCHER	L	3.95	H	ERA	Doug Jones	R	2.17			Health Shourb	R	2.85
R 187	JC	PITCHER	R	6.23	R	5.28	Mitch Williams	R	5.01			Robert Anderson	R	4.40
Dennis Eckerley	R	1.55	Dave Leper	L	1.92	Carl Schilling	R	4.01				Robert Wells	R	2.25
Rick Honeycutt	L	2.34	Dennis Eckerley	R	4.26	Danny Jackson	L	3.76				Tony Portland	R	2.35
Dave Stewart	R	2.55	Edwin Murec	R	3.00	Tom Greene	R	3.42				Tom Edens	R	4.32
Bob Welch	R	2.36	John Blascac	R	4.01	Ben Rivera	R	5.01						
Scott Sanderson	R	3.88	Mark Ace	R	3.41	Terry Mulholland	L	3.25						
Mike Moore	R	4.65	Roger Smithberg	L	15.43	Jose Deagan	R	3.25						
TR PITCHER	L	4.84	Vince Horsman	L	4.90	TG PITCHER	R	7.36						
L 291	CA	PITCHER	R	3.50	Kevin Foster	R	14.85							
GM PITCHER	R	1.57	William Taylor	R	3.50	84 PITCHER	R	5.67						
J. PITCHER	L	2.03	Billy Hatcher	R	7	0.246	15	2						
Dennis Eckerley	R	5.1	Darren Daulton	L	7	0.3	43	15						
Rick Honeycutt	L	2.70	Dave Hollins	S	6	0.222	28	4						
Mike Moore	R	4.11	Jim Eisenreich	L	8	0.3	42	4						
Ron Darling	R	3.66	John Kruk	L	7	0.302	35	5						
Dave Stewart	R	3.66	Kevin Stobler	S	8	0.273	38	2						
Bob Welch	R	3.26	Kim Baisle	R	5	0.234	17	1						
JC PITCHER	R	1.42	Lyle Dykstra	L	11	0.273	68	5						
JP PITCHER	R	3.01	Mariano Duncan	S	8	0.268	49	8						
Dennis Eckerley	R	1.90	Musky Mearns	L	9	0.202	40	2						
Jeff Russell	R	1.62	Mike Linderthal	R	5	0.265	6	1						
Rick Honeycutt	L	3.69	Pete Inzavaglia	R	5	0.23	23	13						
Vince Horsman	L	2.48												
Ron Darling	R	4.50												
Bob Patterson	R	5.03												

PITTSBURGH '94

BATTER	H	S	AVG	R	HR
LP First	R	6	0.27	10	3
Al Martin	L	11	0.266	48	9
Carlos Garcia	R	11	0.277	49	6
Dave Clark	R	7	0.236	37	10
Don Stought	R	5	0.288	21	2
Gary Varcho	L	6	0.256	15	0
Jay Bell	R	6	0.276	68	9
Jerry King	R	6	0.263	36	5
Jeff Golf	L	5	0.08	0	0
John Weiner	R	5	0.25	1	0
Kevin Young	R	7	0.205	15	1
Lloyd McClendon	R	5	0.239	9	4
Midge Cummings	L	7	0.244	11	0
Orlando Merced	S	7	0.272	48	9
Steve Pappas	R	6	0.361	2	0
Tom Foley	L	5	0.236	13	3

PHILADELPHIA '94

BATTER	H	S	AVG	R	HR
Billy Hatcher	R	7	0.246	15	2
Darren Daulton	L	7	0.3	43	15
Dave Hollins	S	6	0.222	28	4
Jim Eisenreich	L	8	0.3	42	4
John Kruk	L	7	0.302	35	5
Kevin Stobler	S	8	0.273	38	2
Kim Baisle	R	5	0.234	17	1
Lyle Dykstra	L	11	0.273	68	5
Mariano Duncan	S	8	0.268	49	8
Musky Mearns	L	9	0.202	40	2
Mike Linderthal	R	5	0.265	6	1
Pete Inzavaglia	R	5	0.23	23	13

BATTER	H	S	AVG	R	HR
Tony Wroback	L	5	0.333	4	0

PITCHER	H	ERA
Doug Drake	R	2.75
Zane Smith	L	2.53
John Smiley	L	4.63
BN PITCHER	R	3.75
AM PITCHER	L	3.45
Randy Tomlin	L	2.53
Bob Patterson	L	2.95
BR PITCHER	L	3.01
TL PITCHER	R	2.73
Stan Belinda	R	3.54
Doug Drake	R	3.06
Zane Smith	L	3.20
John Smiley	L	3.07
Randy Tomlin	L	2.98
NH PITCHER	L	4.32
Bob Patterson	L	4.11
BR PITCHER	L	4.65
BL PITCHER	R	3.18
Roger Mason	R	3.02
Roger Mason	R	3.45
Danny Jackson	R	3.83
Doug Drake	R	2.76
Randy Tomlin	L	3.41
Zane Smith	R	3.05
BN PITCHER	R	3.20
TW PITCHER	R	2.15
Denny Neagle	L	4.88
Bob Patterson	L	2.92
Roger Mason	R	4.09

SEATTLE '94

BATTER	H	S	AVG	R	HR
Luis Lopez	S	8	0.277	29	2
Melvin Mieses	S	5	0.263	2	1
Phil Clark	R	7	0.215	14	5
Phil Phanitor	L	5	0.22	44	18
Ray Holbert	R	5	0.2	1	0
Ray McInerney	L	6	0.25	2	0
Stacy Gutierrez	R	8	0.24	27	1
Scott Livingston	L	7	0.272	11	2
Tim Hays	L	6	0.254	13	0
Tony Gwynn	L	6	0.394	79	12

PITCHER	H	ERA
Andy Benes	R	3.85
Andy Ashby	R	3.40
Scott Sanders	R	4.78
Joey Hamilton	R	2.98
Wally Whitcraft	R	4.02
Bill Krueger	L	4.82
A.J. Sauer	R	5.98
Tim Worrell	R	3.68
Mike Campbell	R	12.96
Donnie Elliott	R	3.26
Jose Martinez	R	6.75
Keye Taylor	R	8.31
Pedro Martinez	L	2.90
Doug Brocail	R	5.82
Gene Harris	R	7.15
Jeff Tabaka	L	5.26
Mark Davis	L	8.81
Tim Lincecum	R	3.49
Trevor Hoffman	R	2.56

SAN DIEGO '94

BATTER	H	S	AVG	R	HR
Arch Carrabozzo	R	6	0.219	9	4
Billy Bean	L	6	0.215	7	0
Bob Roberts	S	12	0.32	52	2
Brad Ausmus	R	6	0.261	45	7
Brian Johnson	R	6	0.247	7	3
Craig Snyper	R	8	0.333	32	4
Dave Stapon	R	5	0.182	6	4
Gene Bell	R	12	0.311	54	14
Eddie Williams	R	6	0.331	32	11
Keith Lockhart	L	6	0.209	4	2

BATTER	H	S	AVG	R	HR
Alex Rodriguez	R	6	0.204	4	0
Bill Hasehan	R	6	0.193	11	1
Brian Loring	R	7	0.188	9	1
Chris Howard	R	5	0.2	2	0
Dave Swann	S	5	0.185	3	0
Dan Wilson	R	7	0.216	24	3
Darren Bragg	L	5	0.158	4	0
Edgar Martinez	R	7	0.285	47	13
Eric Anthony	L	7	0.237	31	10
Felix Fermin	R	7	0.317	52	1
Greg Pihl	R	5	0.264	7	6
Jay Buhner	R	6	0.279	74	21
Jerry Willard	L	5	0.2	1	1
Keith Mitchell	R	5	0.227	21	5
Ken Griffey Jr.	L	9	0.320	34	6
Luis Soto	R	7	0.277	32	6
Marc Newfield	R	5	0.184	3	1
Darrin Bowers	R	7	0.289	37	9
Duane Mack	L	6	0.258	1	0
Roggie Jefferson	S	5	0.327	24	8
Rich Amaral	R	7	0.263	37	4
Tino Martinez	R	6	0.261	42	20
Toney Lovullo	S	6	0.222	9	2

PITCHER	H	ERA
Dave Fleming	L	6.46
Randy Johnson	L	3.19
Chris Bosso	R	4.32
Greg Hibbard	L	6.69
Roger Salcido	R	7.17
Jim Converse	R	8.68

PITCHER	H	S	AVG	R	HR
John Cummings	L	563			
George Gimadas	L	1300			
Shawn Bookie	R	501			
Tim Davis	L	401			
Bill Risley	R	344			
Bobby Ayala	R	288			
Bobby Thigpen	R	939			
Jeff Dawson	L	1340			
Jeff Nelson	R	275			
Kevin King	L	703			
Mill Hill	R	794			
Rich Gossage	R	417			
Robert White	L	225			

SAN FRANCISCO '94

BATTER	H	S	AVG	R	HR
Barry Bonds	L	13	0.312	89	37
Darryl Strawberry	L	15	0.257	70	4
Corey Martinez	L	7	0.239	13	4
Erik Johnson	L	8	0.247	23	4
Jeff Reed	L	5	0.154	0	0
John Patterson	L	5	0.175	11	1
Jeff Phillips	L	6	0.132	1	1
Kurt Maunering	R	5	0.25	30	1
Mark Canam	R	5	0.27	8	3
Mark Loretan	L	6	0.364	2	0
Matt Williams	R	6	0.267	74	43
Mike Benjamin	L	7	0.258	9	1
Rickert Fangeye	L	5	0.115	1	0
Robby Thompson	R	7	0.208	13	2

BATTER	H	S	AVG	R	HR
Royce Clayton	R	13	0.236	38	3
Steve Scarsone	L	6	0.272	21	2
Todd Benninger	S	6	0.285	32	9
Wilee McCaie	S	6	0.282	19	5

PITCHER

H	S	AVG	R	ERA
Mike Pfitzer	R	480		
Kelly Downis	R	363		
AH Pfitzer	L	357		
ML Pfitzer	R	368		
DD Pfitzer	L	300		
DB Pfitzer	R	432		
JH Pfitzer	R	278		
Steve Pfitzer	R	322		
Craig Loftis	L	323		
DR Pfitzer	R	343		
SR Pfitzer	R	294		
SB Pfitzer	R	227		
ML Pfitzer	R	513		
AH Pfitzer	L	375		
DD Pfitzer	L	346		
SB Pfitzer	R	206		
Craig Loftis	L	269		
Billy Swill	R	281		
John Burkett	R	365		
Trevor Wilson	L	359		
Bud Black	L	355		
Bryan Hickerson	L	425		
Jeff Brantley	R	428		

SEATTLE '94

BATTER	H	S	AVG	R	HR
Bernard Gaikey	R	9	0.253	12	6
Brian Jordan	R	8	0.258	14	5
Erik Pappas	L	5	0.009	8	0
Gerald Young	L	6	0.325	12	3
Gerald Young	S	7	0.317	5	0
Geromimo Pena	S	8	0.254	33	11
Gregg Jeffries	S	8	0.325	52	12
John Masny	L	5	0.304	2	0
Jose Quiroga	S	6	0.264	13	0
Luis Alcala	S	8	0.278	32	5
Mark Whiten	S	8	0.293	57	14
Ozzie Smith	S	8	0.262	51	3
Ray Lankford	L	9	0.267	89	19
Scott Doolbaugh	L	5	0.119	4	2
Terry McGuff	L	5	0.219	10	0
Todd Zele	R	6	0.267	62	19
Tom Pagnozzi	R	6	0.272	21	7

PITCHER

H	S	ERA
JA Pfitzer	R	340
JT Pfitzer	L	192
Danny Cox	R	268
MA Pfitzer	R	559
BF Pfitzer	R	390
BC Pfitzer	R	350
KD Pfitzer	L	275
Joe Brewer	L	440
Todd Worell	R	291
SM Pfitzer	L	373
Danny Cox	R	388

PITCHER	H	S	AVG	R	HR
BF Pfitzer	R	432			
Joe Magrane	L	353			
JT Pfitzer	L	383			
RH Pfitzer	L	381			
BD Pfitzer	R	446			
KD Pfitzer	L	266			
PP Pfitzer	L	438			
Todd Worell	R	286			
Bob Tewksbury	R	532			
Allen Watson	L	551			
Vincent Palacios	R	444			
Rick Sutcliffe	R	651			
Omar Olivares	R	573			
Tom Urbani	L	515			
Rene Arocha	R	401			
Rheal Cormet	L	544			
JF Pfitzer	R	1620			
Brian Eversgaard	L	451			
Frank Cannone	R	877			
Gary Buckers	R	225			
John Hobbay	R	323			
Mike Perez	R	871			
Rich Rodriguez	L	403			
Rob Murphy	L	378			
Steve Divoce	L	2313			
Willie Smith	L	900			

TEXAS '94

BATTER	H	S	AVG	R	HR
Billy Ripken	R	6	0.309	9	0
Butch Davis	L	6	0.235	2	0

BATTER	H	S	AVG	R	HR
Chris James	R	7	0.256	28	7
David Hulse	L	11	0.255	58	1
Dean Palmer	R	7	0.246	50	19
Doug Strange	S	7	0.212	26	5
Esteliano Beltré	L	7	0.282	12	0
Gary Rodas	R	5	0.273	2	0
Ivan Rodriguez	R	7	0.298	56	16
Jeff Frye	R	8	0.327	37	0
Jose Canseco	R	10	0.282	88	31
Jose Gonzalez	R	8	0.275	57	19
Junior Ortiz	R	5	0.276	3	0
Marry Lee	S	6	0.278	41	2
Oddibe McDowell	L	9	0.262	34	1
Rob Ducey	L	5	0.172	1	0
Rusty Greer	L	6	0.314	36	10
Will Clark	L	7	0.329	73	13

TORONTO '94

BATTER	H	S	AVG	R	HR
Alex Gonzalez	L	7	0.151	7	0
Carlos Delgado	L	6	0.215	17	9
Darnell Coles	R	6	0.21	15	4
Devon White	S	10	0.27	67	13
Drick Schofield	R	7	0.255	38	4
Domingo Cedeño	S	8	0.196	14	0
El Sprague	R	5	0.24	38	11
Joe Garner	R	8	0.271	70	27
John Olerud	L	6	0.247	47	12
Mike Huff	L	7	0.304	31	3
Pat Borders	R	6	0.247	24	3
Paul Molitor	R	12	0.341	85	14

BATTER	H	S	AVG	R	HR
Randy Knorr	L	5	0.242	20	7
Rio Butler	L	6	0.176	13	0
Robert Perez	L	5	0.125	0	0
Roberto Alomar	S	11	0.306	78	8
Shawn Green	L	6	0.091	1	0

AMERICAN LEAGUE '93

BATTER	H	S	AVG	R	HR
Albert Belle	R	12	0.29	53	38
Cal Ripken	R	7	0.257	87	24
Carlos Baerga	S	11	0.321	105	21
Frank Thomas	R	7	0.317	106	41
Ivan Rodriguez	R	8	0.273	56	10
Joe Carter	R	8	0.254	92	33
John Olerud	L	6	0.353	109	24
Juan Gonzalez	L	6	0.31	105	46
Kirby Puckett	R	8	0.296	89	22
Ken Griffey Jr.	L	11	0.309	113	45
Paul Molitor	R	12	0.332	121	22
Roberto Alomar	S	18	0.326	109	17
Terry Steinbach	R	7	0.285	47	10
Wade Boggs	L	5	0.302	83	2

ATLANTA '93

BATTER	H	S	AVG	R	HR
FC Fretz	L	5	0.241	8	4
RC Semonds	L	5	0	0	0
Bill Pecota	R	6	0.323	17	0
Brian Hunter	R	6	0.136	4	0
Crippen Jones	S	5	0.667	2	0

BATTER	H	S	AVG	R	HR
Damon Berryhill	S	5	0.245	24	8
David Justice	L	7	0.27	90	40
Deion Sanders	L	12	0.276	42	6
Fred McGriff	L	7	0.291	111	37
Javier Lopez	L	6	0.375	1	0
Jeff Blauser	R	10	0.305	110	15
Mark Lemle	S	6	0.252	52	7
Otis Nixon	S	17	0.269	77	1
Ron Gant	R	13	0.274	113	36
Ryan Klesko	L	5	0.353	3	2
Sid Bream	L	8	0.26	33	9
Terry Pendleton	S	6	0.272	81	17
Tony Tarasco	L	5	0.229	6	0

ATLANTA '93

BATTER	H	S	AVG	R	HR
Mike Lavalliere	L	5	0.258	6	0
CF Catcher	R	5	0.189	2	1
DD First	S	5	0.2	0	0
DL Catcher	L	5	0	0	0
GB Right	R	5	0.217	36	13
IC Right	R	8	0.209	26	1
Bo Jackson	L	6	0.232	32	16
Craig Grebeck	R	7	0.226	25	1
Dan Pataqua	L	7	0.226	22	5
Ellis Burks	R	8	0.275	75	17
Frank Thomas	R	7	0.317	105	41
Jose Cruz	S	13	0.268	95	2
Lance Johnson	L	17	0.311	75	0
Matt Minello	L	5	0.05	1	0
Mike Hull	R	6	0.182	4	1

BATTER	H	S	AVG	R	HR	BATTER	H	S	AVG	R	HR	PITCHER	H	S	AVG	R	HR	
Norberto Martin	1	5	0.357	3	0	JIM THIRD	1	5	0.056	0	0	Jeff Reed	L	5	0.261	10	6	
Ozbie Guillen	1	8	0.28	4	4	Duren Daulton	1	8	0.257	90	24	John Patterson	S	5	0.188	1	1	
Rick Wrons	1	5	0.125	0	0	Dave Hollins	S	7	0.273	104	18	JR Phillips	L	6	0.313	1	1	
Robin Ventura	1	6	0.262	85	22	Jim Esposito	L	8	0.318	51	7	Rit Marandino	R	6	0.275	48	5	
Ron Karkovics	1	6	0.228	60	20	John Kruk	L	8	0.316	100	14	Mark Carlson	R	6	0.327	22	7	
Steve Sar	1	7	0.235	20	1	Juan Bel	S	6	0.2	5	0	Matt Williams	R	7	0.294	105	38	
Tim Bances	S	12	0.305	75	16	Kevin Stocker	S	7	0.324	46	2	Mike Bergamin	F	5	0.199	22	4	
Warren Newsum	1	5	0.3	9	2	Kim Balise	R	6	0.282	14	5	Rikart Foyelty	S	5	0.133	2	0	
						Len Dyesira	L	15	0.305	143	19	Ron Thompson	S	8	0.312	85	19	
						Manano Duncan	S	8	0.292	68	11	Royce Clayton	R	9	0.282	54	6	
						Mickey Marandino	L	11	0.247	57	3	Steve Sansone	F	5	0.252	16	2	
						Milt Thompson	L	8	0.282	42	4	Todd Benzinger	S	6	0.288	25	6	
						Pete Incewiglia	R	6	0.274	60	24	Will Clark	L	7	0.283	82	14	
						Ricky Jordan	R	6	0.289	21	5	Willie McCabe	S	8	0.301	53	4	
						Ruben Amaro	S	6	0.333	7	1							
						Todd Pratt	F	5	0.287	8	5							
						Tony Longmuir	F	5	0.231	1	0							
						Ves Chamberlain	R	7	0.282	34	12							

NATIONAL LEAGUE '93

BATTER	H	S	AVG	R	HR
RS.Sacord	R	8	0.309	67	9
Andrus Galaraga	R	7	0.37	71	22
Barry Bonds	L	13	0.336	129	46
Bobby Larkin	R	19	0.315	57	8
Bobby Bonilla	S	7	0.265	91	34
Darren Daulton	L	8	0.257	90	24
David Justice	L	7	0.27	90	40
Gary Sheffield	R	11	0.294	67	20
Greg Jethers	S	17	0.342	89	16
John Kruk	L	8	0.316	100	14
Mark Gaoz	L	8	0.325	86	14
Marques Grossom	R	17	0.298	104	19
Mike Piazza	F	7	0.318	81	35
Tony Gwynn	L	10	0.358	70	7

PHILADELPHIA '93

BATTER	H	S	AVG	R	HR
D.L. Caicher	1	5	0.5	0	0
J.M. Short	1	5	0.2	3	0

SUPER TEAM '93

BATTER	H	S	AVG	R	HR
Alison Seabome	S	30	0.4	65	70
Dan Van Elderen	S	30	0.4	13	70
Deb Gejer	S	30	0.4	69	70
Dick Wink	S	30	0.4	66	74
Doug Brandon	S	30	0.4	36	74
Doug Mordet	S	30	0.4	69	71
Jennifer Case	S	30	0.4	42	71
Julius Marino	S	30	0.4	15	72
Mark Beaman	S	30	0.4	59	77
Ray Rowe	S	30	0.4	65	79
Rob Yaw	S	30	0.4	11	71
Tammie Hunt	S	30	0.4	46	72
Tonya Wilson	S	30	0.4	22	73
Valerie Coudre	S	30	0.4	55	73

TENGEN '93

BATTER	H	S	AVG	R	HR
Bill Hindoff	R	24	0.34	59	42
Charles Tolman	L	6	0.34	46	41
Dave Pontara	L	23	0.34	69	40
Doug Coward	L	24	0.358	36	37
Doug Gray	R	23	0.35	69	45
John Arroy	S	22	0.35	13	44
Jose Enao	S	22	0.348	22	44
Manuel Lapujan	S	21	0.33	15	43
Mike Alexander	F	23	0.37	65	70
Mike Klug	S	30	0.36	65	40
Mike Kruse	L	23	0.352	60	38
Mitzi McGilray	S	22	0.344	42	46
Rob Boone	S	22	0.36	11	44
Steve Calfee	F	7	0.352	55	51

PITCHER

H	S	AVG	R	HR
Walt Klappert	RS	175		
Tanya Johnson	R	206		

AMERICAN LEAGUE '92

BATTER	H	S	AVG	R	HR
Brady Anderson	L	18	0.271	100	21
Cal Ripken	R	7	0.251	73	24
Carlos Baerga	S	8	0.312	92	20
Edgar Martinez	R	10	0.343	100	18
Ivan Rodriguez	R	5	0.26	39	34
Joe Carter	R	11	0.264	97	34
Kirby Puckett	R	11	0.329	104	19
Ken Griffey Jr.	L	9	0.308	83	27
Mark McGwire	R	4	0.288	87	42
Paul Molitor	R	14	0.32	89	12
Roberto Alomar	S	17	0.31	85	16
Ruben Sierra	S	11	0.278	83	17
Sandy Alomar	S	7	0.251	22	2
Wade Boggs	L	7	0.259	62	7

NATIONAL LEAGUE '92

BATTER	H	S	AVG	R	HR
Sat Brazam	L	7	0.261	30	10
Terry Pendleton	S	7	0.311	98	21

BATTER	H	S	AVG	R	HR
RS.Sacord	R	12	0.304	100	26
Barry Bonds	L	16	0.311	109	34
Bernie Santsago	R	6	0.251	37	10
Big Roberts	S	17	0.323	92	4
Craig Biggio	R	15	0.277	96	6
Darren Daulton	L	9	0.27	80	27
Fred McGriff	L	8	0.286	79	35
Gary Sheffield	R	7	0.33	87	33
John M. Kruk	L	7	0.323	86	10
Larry Walker	L	11	0.301	85	23
Dore Smith	S	16	0.296	73	0
Terry Pendleton	S	7	0.311	98	21
Willie Gwynn	L	7	0.317	77	6
Milt Clark	L	8	0.3	69	16

OAKLAND '92

BATTER	H	S	AVG	R	HR
Cl. Scond	R	7	0.262	65	7
Jo. Caicher	R	6	0.22	13	2
Eric Finc	S	8	0.238	24	3
Harold Barnes	L	6	0.253	58	16
Jerry Browne	S	7	0.287	43	3
Lance Blainship	R	11	0.241	59	3
Mark McGwire	R	4	0.268	87	42
Mike Bordick	R	9	0.3	62	3

TEXAS '94

BATTER	H	S	AVG	R	HR
Tony Fernandez	S	12	0.306	45	4
Turner Ward	S	8	0.192	20	4

PITCHER

H	S	AVG	R	HR
Kevin Brown	R	482		
Kerry Rogers	L	466		
Hector Fajardo	R	690		
Roger Pavlik	R	769		
John Dethmer	R	432		
Rickey Hilling	R	588		
BJ Pipher	L	711		
Brian Robinson	L	723		
Rick Reed	R	594		
Steve Dwyer	R	571		
Tom Leavy	R	814		
Jack Armstrong	R	359		
DB Pipher	R	1620		
OO Pipher	L	342		
Dwight Smith	R	503		
James Hurst	L	1013		
Jay Howell	R	544		
Matt Whiteside	R	501		
Rick Honeycutt	L	719		
Terry Burrows	R	900		
Tom Helme	R	378		

TORONTO '93

BATTER	H	S	AVG	R	HR
AG Short	S	5	0.211	15	0
DM First	F	5	0.286	2	1
WC Left	F	6	0.213	12	1
Carlos Delgado	L	5	0	0	0
Darrell Coles	F	6	0.216	15	5
Darin Jackson	S	15	0.273	116	15
Devon White	S	6	0.174	5	0
Dick Schofield	R	5	0.284	32	33
Joe Carter	R	8	0.254	32	33
John Olerud	L	6	0.363	109	24
Shojo	R	5	0.17	5	0
Pat Borders	R	6	0.254	38	9
Paul Mollitor	R	12	0.332	121	22
Randy Knorr	F	6	0.246	11	4
Rickey Henderson	R	17	0.289	114	21
Rob Butler	F	7	0.271	8	0
Roberto Alomar	S	18	0.326	109	17
Shawn Green	L	5	0	0	0

CINCINNATI '90

BATTER	H	S	AVG	R	HR
BO Second	5	12	0.3	59	7
GB Left	R	8	0.299	22	6
HW Left	L	8	0.256	20	3
RH Left	S	7	0.299	10	0
RH Second	R	14	0.301	85	7
Billy Halcher	R	12	0.27	68	5
Chris Sabo	R	12	0.27	56	25
Eric Davis	R	11	0.26	84	24
Hal Morris	L	8	0.34	50	7
Jeff Reed	L	6	0.251	12	3
Joe Oliver	R	5	0.231	34	8
Mariano Duncan	S	12	0.306	67	10
Paul O'Neill	L	8	0.27	59	16
Todd Bevington	S	7	0.253	35	5

NATIONAL LEAGUE '90

BATTER	H	S	AVG	R	HR
GO Catcher	R	6	0.262	36	7
RS Second	R	12	0.306	116	40
Annie Dawson	R	11	0.31	72	27
Berry Bonis	L	17	0.301	104	33
Benito Santiago	R	8	0.27	42	11
Bobby Bonilla	S	8	0.28	112	32
Chris Sabo	R	12	0.27	56	25
Darryl Strawberry	L	9	0.277	52	37
Kevin Mitchell	R	7	0.277	50	35
Len Dykstra	L	17	0.325	65	9
Matt Williams	R	8	0.277	87	33
Ozzie Smith	S	13	0.254	61	1
Sanoy Aomar	S	13	0.287	80	6

BATTER

H	S	AVG	R	HR	
Will Clark	L	8	0.295	91	19

OAKLAND '90

BATTER	H	S	AVG	R	HR
Cl. Second	R	10	0.268	58	3
JJ Outfield	L	7	0.192	19	2
RH Catcher	L	5	0.213	18	5
WR Second	R	8	0.257	37	1
Dave Henderson	R	5	0.271	65	20
Felix Jose	S	7	0.284	42	8
Harold Baines	L	6	0.284	52	16
Jose Canseco	R	11	0.274	83	37
Lance Blankenship	R	6	0.191	18	0
Mark McGwire	R	5	0.235	87	39
Mike Gallego	R	7	0.206	36	3
Rickey Henderson	R	18	0.325	119	28
Terry Steinbach	R	5	0.251	32	9
Walt Weiss	S	8	0.265	50	2

PITTSBURGH '90

BATTER	H	S	AVG	R	HR
CM First	R	6	0.24	25	10
PR Outfield	S	8	0.288	25	0
WR Third	S	8	0.292	62	2
Andy Van Slyke	L	11	0.284	67	17
Bobby Bonds	L	17	0.301	104	33
Bobby Bonilla	S	8	0.28	112	32
Don Slaught	R	6	0.3	27	4
Gary Roberts	R	9	0.247	32	6
Jay Bell	R	10	0.254	93	7
Jeff King	R	7	0.245	45	14

BATTER

H	S	AVG	R	HR	
Jose Lind	R	8	0.261	46	1
Lloyd McClendon	R	6	0.164	6	2
Mike Lavalliere	L	6	0.258	27	3
Sam Bream	L	8	0.27	39	15

AMERICAN LEAGUE '89

BATTER	H	S	AVG	R	HR
JL Center	R	5	0.254	24	34
Bo Jackson	R	17	0.256	104	32
Cal Ripken	R	8	0.257	87	21
Don Mattingly	L	8	0.304	42	23
Gary Gaddis	R	13	0.254	61	19
Harold Baines	L	12	0.27	95	16
Janis Franco	R	7	0.316	90	13
Kerby Ruchelt	R	9	0.339	92	9
Mark McGwire	R	8	0.231	112	33
Mickey Vernon	S	7	0.258	80	26
Ruben Sierra	S	12	0.306	116	29
Steve Sax	R	8	0.316	91	7
Terry Steinbach	R	11	0.273	72	5
Wade Boggs	L	8	0.331	65	3

CHICAGO NATIONAL '89

BATTER	H	S	AVG	R	HR
AS Shortstop	S	5	0.262	34	9
CM Short	S	7	0.244	18	1
DW Short	R	7	0.263	18	1
MM Outfield	L	7	0.243	27	7
RS Second	R	11	0.29	104	30
WL Third	R	7	0.235	38	7
Annie Dawson	R	9	0.252	62	21

BATTER

H	S	AVG	R	HR	
Damon Berryhill	S	5	0.257	37	5
Dwight Smith	L	9	0.324	52	9
Jerome Walton	R	12	0.293	64	5
Lloyd McClendon	R	7	0.286	47	12
Mark Graze	L	10	0.314	74	13
Mitch Webster	S	10	0.257	40	3
Stawon Dunston	R	12	0.278	52	9

NATIONAL LEAGUE '89

BATTER	H	S	AVG	R	HR
GO First	R	8	0.27	42	34
PG First	R	12	0.312	95	17
RS Second	R	8	0.29	112	30
VH Center	L	13	0.259	80	26
Annie Dawson	R	13	0.254	61	21
Benito Santiago	R	11	0.236	72	16
Bobby Bonilla	S	8	0.281	91	24
Eric Davis	R	7	0.281	90	34
Howard Johnson	S	8	0.287	87	36
Kevin Mitchell	R	12	0.291	115	47
Ozzie Smith	S	17	0.273	104	2
Tony Gwynn	L	17	0.337	65	4
Tony Pena	R	6	0.262	36	4
Will Clark	L	9	0.333	92	23
Cl. Second	R	15	0.336	81	2
DP Outfield	L	4	0.264	56	22

OAKLAND '89

BATTER	H	S	AVG	R	HR
KP First	L	5	0.242	2	67
RH Catcher	R	6	0.228	29	5
Dave Henderson	R	8	0.25	77	15
Jose Canseco	R	7	0.289	40	17
Lance Blankenship	R	7	0.232	22	1
Mark McGwire	R	5	0.231	74	33
Mike Gallego	R	8	0.252	45	3
Rickey Henderson	R	20	0.274	113	12
Sam Javier	S	9	0.249	42	1
Terry Steinbach	R	6	0.273	37	7
Tony Phillips	S	8	0.262	48	4
Walt Weiss	S	8	0.233	30	3

SAN FRANCISCO '89

BATTER	H	S	AVG	R	HR
DM Outfield	R	8	0.265	23	1
EW Shortstop	L	5	0.278	43	7
GL Second	R	6	0.252	12	4
JJ Short	S	8	0.221	34	1
KO Left	L	6	0.269	19	2
PS Outfield	L	8	0.221	36	6
TK Catcher	R	5	0.239	19	5
Bob Butler	L	14	0.283	100	4
Caroly Maldonado	R	6	0.229	39	9
Kevin Mitchell	R	8	0.291	100	47
KI Mananang	R	7	0.21	140	
Matt Williams	R	7	0.202	31	18
Robby Thompson	R	11	0.241	91	13
Will Clark	L	10	0.333	104	23

BATTER

H	S	AVG	R	HR	
Wade Boggs	L	7	0.365	128	5

LOS ANGELES '88

BATTER	H	S	AVG	R	HR
AG Short	S	8	0.199	39	1
DA Shortstop	R	7	0.249	31	2
DH Outfield	L	6	0.242	14	0
FS First	L	8	0.223	30	8
JH Third	R	5	0.236	34	6
JS Outfield	S	11	0.263	65	10
RH Catcher	R	8	0.196	29	2
MM Outfield	R	5	0.256	22	1
MH Left	R	6	0.277	63	20
MS Catcher	L	4	0.257	29	3
RD Catcher	R	6	0.251	25	7
TM Third	R	6	0.249	15	3
Kirk Gibson	L	13	0.29	105	25
Steve Sax	R	16	0.277	70	5

NEW YORK METS '88

BATTER	H	S	AVG	R	HR
BL Outfield	L	6	0.231	5	0
GC Catcher	R	5	0.242	39	11
KE Shortstop	R	5	0.214	41	9
KH First	L	5	0.276	43	11
LM Left	R	10	0.147	9	0
MM Outfield	L	11	0.296	61	8
TI Second	R	5	0.234	35	4
WB Third	S	8	0.303	44	0
Darryl Strawberry	L	13	0.269	101	39

BATTER

H	S	AVG	R	HR	
Dave Magadan	L	4	0.217	39	1
Howard Johnson	S	12	0.23	85	24
Ken McReynolds	R	11	0.288	82	27
Len Dykstra	L	13	0.27	57	8
Mickey Sasser	S	6	0.285	9	1

OAKLAND '88

BATTER	H	S	AVG	R	HR
CL Second	R	13	0.279	80	7
DR Left	R	5	0.22	28	7
DP Outfield	L	5	0.257	43	12
GH Second	R	6	0.256	35	3
RH Catcher	L	5	0.257	32	7
Dave Henderson	R	5	0.304	100	24
Jose Canseco	R	15	0.307	120	42
Luis Polonia	L	12	0.292	51	2
Mark McGwire	R	5	0.26	87	32
Mike Gallego	R	6	0.209	38	2
Sam Javier	S	11	0.257	49	2
Terry Steinbach	R	6	0.265	42	9
Tony Phillips	S	7	0.203	32	2
Walt Weiss	S	7	0.25	44	3

DETROIT '87

BATTER	H	S	AVG	R	HR
BM Left	R	6	0.279	56	14
CL Outfield	R	5	0.277	75	20
DB Center	L	6	0.273	25	6
DC Third	R	6	0.181	144	
DE First	L	6	0.257	90	34
JL Left	L	5	0.202	9	2

BATTER	H	S	AVG	R	HR
LH Left	R	6	0.324	32	9
MH Catcher	R	6	0.281	34	8
PS Outfield	L	11	0.259	57	6
TB Third	L	8	0.241	59	13
Alan Trammell	R	12	0.343	109	28
Kirk Gibson	L	13	0.277	56	24
Lou Whitaker	L	11	0.265	110	16
Matt Aviles	L	6	0.289	69	32

MINNESOTA '87

BATTER	H	S	AVG	R	HR
AM Shortstop	S	11	0.221	44	0
DG Left	R	12	0.249	69	8
GL Center	S	6	0.266	23	4
MD Outfield	R	8	0.267	32	11
HR Right	L	8	0.253	46	11
RS Second	S	5	0.275	32	8
SB Catcher	R	5	0.171	7	1
SL Second	R	7	0.238	51	8
TL Catcher	R	6	0.191	30	15
Gary Gath	R	8	0.257	95	31
Greg Gagne	R	8	0.265	68	10
Kent Hock	L	6	0.285	85	34
Kelley Puckett	R	10	0.332	96	29
Tom Brunerney	R	8	0.259	83	32

SAN FRANCISCO '87

BATTER	H	S	AVG	R	HR
BB Catcher	R	8	0.267	55	18
CS Third	R	6	0.249	39	11
EM Left	L	8	0.252	38	4

BATTER	H	S	AVG	R	HR
HS Third	L	6	0.267	5	1
JL Outfield	R	11	0.28	70	19
JM Short	S	10	0.291	44	
MJ Outfield	L	7	0.325	50	9
BO Outfield	R	5	0.199	31	11
Boo Alvin	R	8	0.292	69	20
Carney Maddonado	S	10	0.25	80	24
Chili Davis	R	8	0.306	49	15
Kevin Mitchell	R	7	0.188	28	8
Robby Thompson	R	11	0.282	62	10
Will Clark	L	8	0.308	89	35

SEATTLE '87

BATTER	H	S	AVG	R	HR
CF Outfield	L	9	0.285	32	3
JC First	R	5	0.296	93	35
JL Center	R	6	0.268	20	8
JM Left	L	8	0.261	22	3
SL Catcher	R	6	0.251	19	2
TB Third	R	6	0.277	9	0
TH Second	S	11	0.263	73	2
Jose Quienro	S	7	0.296	43	1
Lance Johnson	L	7	0.22	4	0
Ozce Smith	S	15	0.303	104	0
Terry Pendleton	S	11	0.296	82	12
Tony Pena	R	8	0.214	40	5
Vince Coleman	S	20	0.289	121	3
Willie McGee	S	12	0.285	76	11

BOSTON '86

BATTER	H	S	AVG	R	HR
BB First	L	7	0.267	73	18
DB Left	R	6	0.238	93	31
DE Outfield	R	6	0.259	86	26
DS Infield	R	5	0.128	4	0
FR Shortstop	L	6	0.21	41	2
JR Left	R	5	0.324	98	20
MS Catcher	R	11	0.286	94	4
MB Second	R	5	0.193	15	1
RG Catcher	L	5	0.258	40	16
RD Shortstop	R	7	0.237	26	2
SL Second	L	7	0.25	20	1
TA Outfield	R	6	0.264	40	11
Spike Owen	S	7	0.163	21	1
Wade Boggs	L	5	0.357	107	8

CALIFORNIA '86

BATTER	H	S	AVG	R	HR
BB Catcher	R	5	0.222	46	7
BD Right	R	7	0.267	90	20
DD Shortstop	R	5	0.256	35	15
GP Left	R	5	0.258	35	5
GP Outfield	S	6	0.258	45	0
JH Third	R	7	0.272	26	4
JK Catcher	L	6	0.221	5	1
MP Outfield	L	6	0.375	65	2
RJ Infield	L	6	0.241	69	18
RW Second	L	7	0.219	25	3
Devon White	S	8	0.236	73	1
Dick Schofield	R	13	0.249	67	13
Mark McLemore	S	5	0.25	42	0

BATTER	H	S	AVG	R	HR
Wally Joynt	L	7	0.29	82	22

HOUSTON '86

BATTER	H	S	AVG	R	HR
AA Catcher	S	6	0.257	9	7
BD Second	S	16	0.276	92	6
CR Infield	L	6	0.249	32	6
DL Outfield	R	7	0.235	48	1
DT Short	R	7	0.246	24	3
DW Third	L	5	0.312	54	13
GD First	R	6	0.265	91	31
JP Second	R	6	0.283	12	1
MB Catch	S	5	0.176	24	4
PG Infield	R	9	0.265	43	9
TP Outfield	L	6	0.244	17	3
TW Outfield	R	8	0.222	19	0
Elly Hatcher	R	8	0.258	55	6
Steve Bass	S	12	0.311	83	20

NEW YORK METS '86

BATTER	H	S	AVG	R	HR
DH Outfield	L	6	0.282	24	5
EH Catcher	R	5	0.265	16	4
GC Catcher	R	5	0.285	81	24
GF Outfield	R	6	0.227	26	13
KH First	L	5	0.31	94	13
LM Outfield	L	4	0.277	38	2
MW Outfield	L	13	0.289	61	9
HK Third	R	6	0.246	51	11
TT Second	R	6	0.247	35	4
WB Third	S	9	0.32	57	1

BATTER	H	S	AVG	R	HR
Darryl Strawberry	L	13	0.259	76	27
Howard Johnson	S	7	0.245	30	12
Kevin Mitchell	R	6	0.277	51	10
Len Dykstra	L	14	0.295	77	8

KANSAS CITY '85

BATTER	H	S	AVG	R	HR
BB Shortstop	S	6	0.188	21	1
DM Outfield	R	7	0.222	45	17
FW Second	R	8	0.249	62	22
GB Third	L	9	0.335	108	30
HM Left	R	4	0.259	41	14
JG First	L	5	0.267	32	4
JS Catcher	R	6	0.245	38	10
JW Catcher	R	6	0.236	7	1
LL Left	R	5	0.211	12	0
OC Shortstop	R	6	0.204	32	2
PS Outfield	L	8	0.228	18	3
SB First	R	5	0.243	74	36
Linnie Smith	R	16	0.257	77	6
Willie Wilson	S	18	0.278	87	4

LOS ANGELES '85

BATTER	H	S	AVG	R	HR
BR Infield	R	7	0.25	19	0
DA Third	R	7	0.199	24	4
EC Infield	S	6	0.266	8	0
GB First	L	6	0.251	64	21
KL Center	L	10	0.268	70	12
MM Outfield	R	6	0.293	72	28
MS Catcher	L	6	0.296	47	7

BATTER	H	S	AVG	R	HR
PG First	R	9	0.32	99	33
HR Outfield	R	8	0.232	22	0
LM Outfield	R	7	0.252	20	0
SM Catcher	R	6	0.207	4	0
Carly Maldonado	R	6	0.225	20	5
Manzanillo Duncan	S	16	0.244	74	6
Steve Sax	R	13	0.279	62	1

SEATTLE '85


BATTER	H	S	AVG	R	HR
DP Catcher	L	7	0.221	30	0
ID Third	R	6	0.222	11	0
JC First	R	6	0.281	71	22
SB Outfield	L	5	0.239	7	1
TH Second	S	14	0.302	97	8
TL Left	R	6	0.28	21	4
TL Second	R	6	0.207	8	0
TM Catcher	R	6	0.225	15	0
Andy Van Slyke	L	15	0.289	61	13
Linnie Smith	R	6	0.262	14	0
Ozce Smith	S	14	0.276	70	6
Terry Pendleton	S	11	0.24	56	5
Vince Coleman	S	20	0.267	107	1
Willie McGee	S	20	0.353	114	10

TORONTO '85

BATTER	H	S	AVG	R	HR
BM Catcher	R	6	0.163	10	4
DG Second	R	13	0.262	70	8
EW Catcher	L	6	0.245	55	19
GB Right	R	12	0.275	87	28

CREDITS

- Programming:** Greg Matter
Design: Michael Klug
Voices: Jack Buck, Walter Fields
Special Thanks: John Arvay, Bill Hindorff, Mike Kruse, Steve Calfee, Mitzi McGilvray



90-DAY LIMITED WARRANTY

Time Warner Interactive warrants to the original purchaser of this software product that the medium on which this computer program is recorded is free from defects in material and workmanship for a period of ninety (90) days from date of purchase. Time Warner Interactive agrees to either repair or replace at its option, free of charge, any Time Warner Interactive software product. Before any returns are accepted you must call our warranty department 1-408-473-9400 for a return authorization number. You may then return the product postage paid, together with the return authorization number, sales slip or similar proof of purchase.

THIS WARRANTY IS NOT APPLICABLE TO NORMAL WEAR AND TEAR. THIS WARRANTY SHALL NOT BE APPLICABLE IF A DEFECT ARISES OUT OF ABUSE, UNREASONABLE USE, MISTREATMENT OR NEGLIGENCE OF THE SOFTWARE PRODUCT. THIS WARRANTY IS IN LIEU OF ALL OTHER WARRANTIES, WHETHER ORAL OR WRITTEN, EXPRESS OR IMPLIED. ANY IMPLIED WARRANTIES OF MERCHANTABILITY AND FITNESS FOR A PARTICULAR PURPOSE ARE HEREBY EXCLUDED. THIS WARRANTY IS LIMITED TO THE 90 DAY PERIOD DESCRIBED ABOVE AND IN NO EVENT SHALL TIME WARNER INTERACTIVE BE LIABLE FOR CONSEQUENTIAL OR INCIDENTAL DAMAGES RESULTING FROM THE BREACH OF ANY EXPRESS OR IMPLIED WARRANTIES RELATING TO THE SOFTWARE PRODUCT.

The provisions of this warranty are valid in the United States only. Some states do not allow limitations on how long an implied warranty lasts or exclusion of consequential or incidental damages, so the above limitations and exclusion may not apply to you. This warranty gives you specific legal rights, and you may also have other rights which vary from state to state. Address all correspondence regarding this Time Warner Interactive game to: Time Warner Interactive Warranty Department, P.O. Box 360782, Milpitas, CA 95036-0782

REPAIRS AFTER EXPIRATION OF WARRANTY: If your Time Warner Interactive game cartridge develops problems after the 90-day warranty period, you may contact Time Warner Interactive at 1-408-473-9400. If the Time Warner Interactive customer service technician is unable to solve the problem by phone, they will provide you with a RETURN MATERIAL AUTHORIZATION number (RMA). Write this number on the outside of the package used to return your defective game cartridge to Time Warner Interactive. Return the defective game cartridge, freight prepaid, to Time Warner Interactive at the address below. Enclose a check or money order for \$20.00, payable to "Time Warner Interactive." Time Warner Interactive will, at its option, subject to the conditions above, repair the cartridge or replace it with a new or repaired cartridge. If replacement cartridges are not available, the defective cartridge will be returned and the \$20.00 payment refunded.

Time Warner Interactive, Inc.
Attn: Customer Service
675 Sycamore Drive
Milpitas, CA 95035-0782

