

# INSTRUCTION BOOKLET

Boogaarts Video #

N7885

Booga



**SUPER NINTENDO**  
ENTERTAINMENT SYSTEM

**WARNING: PLEASE READ THE ENCLOSED CONSUMER INFORMATION AND PRECAUTIONS BOOKLET CAREFULLY BEFORE USING YOUR NINTENDO® HARDWARE SYSTEM OR GAME PAK.**

Boogaarts Video # 125  
415 Buckeye  
Abitene, KS 67410

7H6F81B6



LICENSED BY



NINTENDO AND SUPER NINTENDO ENTERTAINMENT SYSTEM ARE REGISTERED TRADEMARKS OF NINTENDO OF AMERICA INC. © 1991 NINTENDO OF AMERICA INC.

THIS OFFICIAL SEAL IS YOUR ASSURANCE THAT NINTENDO HAS APPROVED THE QUALITY OF THIS PRODUCT. ALWAYS LOOK FOR THIS SEAL WHEN BUYING GAMES AND ACCESSORIES TO ENSURE COMPLETE COMPATIBILITY WITH YOUR SUPER NINTENDO ENTERTAINMENT SYSTEM. ALL NINTENDO PRODUCTS ARE LICENSED BY SALE FOR USE ONLY WITH OTHER AUTHORIZED PRODUCTS BEARING THE OFFICIAL NINTENDO SEAL OF QUALITY.

Boogaarts Video # 125  
415 Buckeye  
Abilene, KS 67410

# THE UNTOUCHABLES™

**The Mob is blowing away the Windy City.** They're counterfeiting on the West side ... Gun-running on the wharf ... Gangland-style bashing on the streets of downtown ... Scarface and his band of trigger-happy heavies have turned "Little Italy" into a bullet-riddled underworld.



Only you, Ness, can stop Capone before he seizes control of all Chicago...and your band of Untouchables!

**It's time to put Scarface in his place!**

Boogaarts Video # 125  
415 Buckeye  
Abilene, KS 67410



# CONTENTS

STARTING THE GAME .....	3
NAMES OF CONTROLLER PARTS .....	4
ASSIGNMENT SELECTIONS.....	6
ASSIGNMENT 1: Downtown Shootout.....	6
ASSIGNMENT 2: Counterfeit Operation .....	8
ASSIGNMENT 3: Gun Run .....	10
ASSIGNMENT 4: The Courthouse.....	11
ASSIGNMENT 5: Alphonse Capone.....	13
POWER-UP .....	14
HIGH SCORE BOARD .....	15
HINTS AND TIPS.....	15
LIMITED WARRANTY .....	17

Boogaarts Video # 123  
415 Buckeye  
Ablene, KS 67410

## STARTING THE GAME

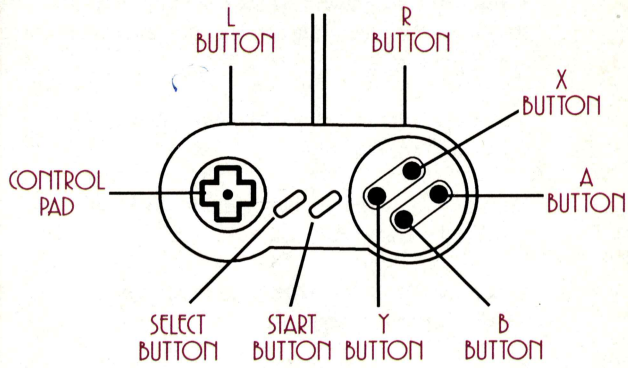
1. Turn off your Super Nintendo Entertainment System by sliding the POWER bar away from the Game Pak slot. Plug a game controller into your system.
2. Insert the Untouchables Game Pak, label facing front, in the system slot.
3. Turn on the system by sliding the POWER bar toward the Game Pak slot.
4. When the Title screen appears, press the START Button to begin play.



Boogaarts Video # 125  
415 Buckeye  
Ablene, KS 67410

Boogaarts Video # 125  
415 Buckeye  
Ablene, KS 67410

# NAMES OF CONTROLLER PARTS



This manual refers to the following directions:

Boogaarts Video  
415 Buckeye  
Ablene, KS 67230

CONTROL PAD  
UP




CONTROL PAD  
LEFT

CONTROL PAD  
RIGHT

CONTROL PAD  
DOWN

# OPTIONS MENU



From the Title screen, press the START Button to reach the Options Menu. To make a selection, press the Control Pad UP or DOWN to select an option, then press the SELECT Button to toggle between the various choices under that option. Once you've made all your play adjustments, press the START Button to go to the Assignment Menu.

Boogaarts Video # 125  
415 Buckeye  
Abilene, KS 67410

## ASSIGNMENT SELECTIONS

You can select any one of the first four assignments in any order. To make a selection, press the Control Pad DOWN or UP to cycle through the Assignments, and press the START Button to make your selection and begin play. In order to run the final assignment—the confrontation with Capone—you must successfully complete each of the first four assignments.

To survive each assignment you must successfully complete each level within that assignment, in the time allotted. The following is a listing of your assignments:

### ASSIGNMENT 1: DOWNTOWN SHOOTOUT



Rio and the Capone Family are downtown battling with a rival mob, for territorial rights to Chicago's "Little Italy." As Ness, you've gotta go this one alone, so grab your pump-action shotgun and prepare to bring down mob

boss Frank Rio and his trigger-happy henchmen. Hit the streets and regain control of the situation, but watch your back—these thugs have it out for you and will stop at nothing to fill you with lead.



## CONTROLS

**Control Pad:** Press in appropriate direction to move the gun sight.

**L Button:** Walk left.

**R Button:** Walk right.

**A or B Button:** Reload shotgun.


**X or Y Button:** Fire shotgun. Your shotgun fires only two rounds at a time, so you must reload your shotgun each time you spend your rounds.

## STATUS PANEL



1. **Score:** Displays your current point total.
2. **Lives:** Displays the number of lives you currently have.
3. **Your Energy Bar:** Displays how much energy you currently have left.
4. **Foe's Energy Bar:** Displays how much energy your opponent currently has left.
5. **Time Left:** Displays how much time you have remaining to complete the level.
6. **Ammo Left:** Displays the type of ammo you are carrying, and how much of it you have left.

## ASSIGNMENT 2: COUNTERFEIT OPERATION



An anonymous source has reported that Capone is running a counterfeiting ring on the west side of town. And his right-hand man, Frank Nitti, is heading the entire operation. It's time to pull the plug. As George Steelman you must bust into the old armory building with the "Batteram" and bring down Nitti and his crew of funny-money makers.

First, hit and disable the mobster's printing presses and confiscate the plates, then go for Nitti—beware of his henchmen, who will probably guard his escape as he tries to flee in his overhead cable car. Good luck, Steelman.

### CONTROLS

**Control Pad:** Press in appropriate direction to move gun sight.

**A or Y Button:** Fire machine gun.

**B Button (with Control Pad):** Duck and drop down.

**X Button:** Jump.

You have a specific amount of counterfeit plates to confiscate in this assignment. Each plate is worth 25%. Collect every plate before the time runs out and you will advance to the next level.

Boogarts Video # 125  
415 Buckeye  
Ablene, KS 67410

## CONTROLS—CABLE CAR SECTION

**Control Pad:** Press in appropriate direction to move gun sight.

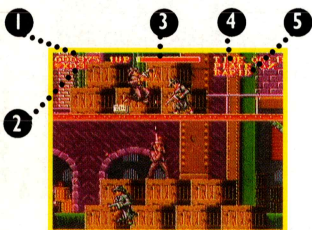
**L Button:** Walk left.

**R Button:** Walk right.

**A or B Button:** Reload shotgun.

**X or Y Button:** Fire shotgun.

## STATUS PANEL




1. Score
2. Lives
3. Your Energy Bar
4. Time Left
5. Plates

Boogaarts Video # 125  
415 Buckeye  
Ablene, KS 67410

## ASSIGNMENT 3: GUN RUN

We received a tip-off that mobster Jake Guzick is supervising the transport of illegal guns from the waterfront to secret warehouses throughout the city. Rumor has it Guzick is holding enough firepower to supply an army.



Pack your trusty Thompson submachine gun and head for the docks to battle with some gun-running sailor boys. Blast the cargo trucks, Capone's vermin, and make sure Guzick doesn't escape in his speedboat.

### CONTROLS

**Control Pad:** Press in appropriate direction to move gun sight.

**L Button:** Walk left.

**R Button:** Walk right.

**X or Y Button:** Fire machine gun.

### STATUS PANEL



1. Score
2. Lives
3. Your Energy Bar
4. Foe's Energy Bar
5. Time Left
6. Ammo Left

## ASSIGNMENT 4: THE COURTHOUSE



A band of Capone's hoods have infiltrated the halls of justice and taken hostages to force the release of the Professor, who has been indicted for his alleged involvement with the Capone Family. Because of your familiarity with the courthouse, being a one-time District Attorney, we're sending you in to negotiate with these gangster kidnapers . . . and free the hostages.

But mobsters don't negotiate with words. So, to make sure you'll be heard, you'll be toting a drum-magazine "Tommy" and a few non-lethal smoke canisters. We've also heard that The Mob has planted a time bomb somewhere in the building. Diffuse it if you have time, if not, then we'll probably see you around town.



## CONTROLS

**Control Pad:** Press to move Robbins in the appropriate direction.

**L or R Button + Control Pad:** Run fast.


**Note:** Pressing the L and R buttons will result in a four-second burst of speed with a two-second delay before it can be re-used.

**A or Y Button:** Fire machine gun.

**B Button:** Roll smoke bomb (if collected).

**X Button:** Toggle map.

## STATUS PANEL



1. Score
2. Lives
3. Your Energy Bar
4. Bomb Timer
5. Time Left
6. Rescued %

This tallies by percentage how many men you rescue during the assignment. When you have reached 100% you've rescued everyone!

Boogaarts Video # 128  
415 Buckeye  
Abilene, KS 67410

## ASSIGNMENT 5: ALPHONSE CAPONE



Finally: Ness vs. Capone. You get to serve Scarface his arrest papers. Just don't expect Alphonse to thank you. Be sure to take your double-barrel with you—Capone will no doubt be armed and accompanied by his mobster militia. Unfortunately it's not a fair fight, but it never is when Scarface is involved. Use your double-barrel wisely. Make every shot count, and prepare to be late for dinner.

### CONTROLS

**Control Pad:** Press in appropriate direction to move gun sight.

**L or R Button:** Duck behind wall.

**A or B Button:** Reload shotgun.

**X or Y Button:** Fire shotgun.

### STATUS PANEL



1. Score
2. Lives
3. Your Energy Bar
4. Foe's Energy Bar
5. Time Left
6. Ammo Left

Boogaarts Video # 125  
415 Buckeye  
Ablene, KS 67410

# POWER-UPS

To collect a power-up, simply walk into it. There are four main power-ups for you to collect:



**Clock:** Gives you a bit more time to complete the level.



**First-aid Kit:** Replenishes a portion of your energy bar.



**Ammo:** Reloads your magazine with rapid-fire ammunition.



**Counterfeit Plate:** You must collect 100% of these to complete the level.






Boogaarts Video # 125  
415 Buckeye  
Ablene, KS 67410



## HIGH SCORE BOARD

To enter your name on the Top Ten List, press the Control Pad LEFT or RIGHT to cycle through the alphabet, and use the X Button to enter each letter. Once you're finished entering your name, press the START Button.

## HINTS AND TIPS

-  Make use of the various forms of cover on each assignment (i.e. trash cans, buildings, etc.).
-  Watch the clock! If time runs out before you complete the assignment, "you'll be pushing up daisies, buddy!"
-  Use ammo sparingly. You only have a limited amount of automatic rounds with each power-up. You do have an unlimited amount of triple-shot rounds.
-  Collect all Bonus Icons.
-  Stock up on smoke bombs.

Boogaarts Video 125  
415 Buckeye  
Abilene, KS 67410

# NOTES

Boogaarts Video # 125  
415 Buckeye  
Abilene, KS 67410

# LIMITED WARRANTY

Ocean of America, Inc. warrants to the original purchaser only that the game pak provided with this manual and the software program coded on it will perform in accordance with the descriptions in this manual when used with the specified equipment, for a period of 90 days from the date of purchase. If this program is found to be defective within 90 days of purchase, it will be replaced. Simply return the game pak to Ocean of America, Inc. or its authorized dealer along with a dated proof of purchase. Replacement of the game pak, free of charge to the original purchaser (except for the cost of returning the game pak) is the full extent of our liability.

THIS WARRANTY IS IN LIEU OF ALL OTHER WARRANTIES, WHERE ORAL OR WRITTEN, EXPRESS OR IMPLIED. ALL IMPLIED WARRANTIES, INCLUDING THOSE OF MERCHANTABILITY AND FITNESS FOR A PARTICULAR PURPOSE, IF APPLICABLE, ARE LIMITED IN DURATION TO 90 DAYS FROM THE DATE OF PURCHASE OF THIS PRODUCT.

Ocean of America, Inc. shall not be liable for incidental and/or consequential damages for the breach of any express or implied warranty including damage to property and, to the extent permitted by law, damages for personal injury, even if Ocean of America, Inc. has been advised of the possibility of such damages. Some states do not allow the exclusion or limitation of any incidental or consequential damages or limitations on how long an implied warranty lasts, so the above limitations or exclusions may not apply to you.

This warranty shall not be applicable to the extent that any provision of this warranty is prohibited by any federal, state or municipal law which cannot be pre-empted. This warranty gives you specific legal rights and you may also have other rights which vary from state to state.

Boogaarts Video # 125  
415 Buckeye  
Ablene, KS 67410



1855 O'TOOLE AVENUE, SUITE D-102  
SAN JOSE, CA 95131

GAME PROGRAM © 1993 OCEAN SOFTWARE LIMITED. OCEAN  
IS A REGISTERED TRADEMARK OF OCEAN SOFTWARE LIMITED.  
THE UNTOUCHABLES TM AND © 1990 PARAMOUNT PICTURES.  
ALL RIGHTS RESERVED.

PRINTED IN JAPAN